



Buccaneer

Special Limited Edition



Buccaneer
luxury beyond compare

explorer
GROUP
putting more into caravans



Good taste, craftsmanship and technology

Buccaneer

Indulge in the finer things in life



40 years ago we set out to provide caravanners with the ultimate touring experience. Our aim was to produce caravans built and equipped to the best possible standards. Today that commitment stands firm and is embodied in the all-new craftsman-built range for 2009. Buccaneers are quite simply caravans that define the highest standards of quality, style and refinement. These are caravans which exude luxury from the moment you see them. Classically styled exteriors with discreet graphics and chrome detailing quietly announce your arrival and the sumptuous luxury which awaits within. To step inside a Buccaneer is to be enveloped in a satisfying blend of the newest technology and time honoured craftsmanship. Rich natural materials complement indispensable indulgences such as air conditioning and sound systems which surround you, even in the bathroom! Here, in your Buccaneer it's time to spoil yourself.



The essence of elegance and taste





Luxury linen or
sumptuous leather -
the choice is all yours



Buccaneer

Beautifully put together



One of the greatest joys of caravanning are those cosy nights spent reminiscing over the day's events and planning for what tomorrow may bring. Relax and unwind with good food, a well chosen wine and your favourite music. Preparation of the evening meal is almost as enjoyable as partaking in it. It's no exaggeration that the facilities in Buccaneer's ergonomically designed kitchen space would not look out of place in a modern luxury home. The all-new kitchen boasts outstanding specification and design. For the first time, the Buccaneer range features anthracite appliances throughout including oven, hob and fridge, smartly finished with co-ordinating black sink and drainer and beautifully complemented by granite effect worktops and brushed steel detailing.





Buccaneer's wow-factor continues with show-stopping new bathrooms, complete with tiled effect showers and stylish cool accessories. Home comforts feature highly, with touches such as heated towel rails, a ceramic toilet and domestic style doors. With space to pamper and lots of clever storage, these are bathrooms that truly take caravanning to a whole new level of luxury.



Buccaneer

A superior standard of living

Luxurious and practical are two words not often used in the same sentence, yet with Buccaneer they sit comfortably alongside one another. You'll find style and comfort in the enormous amount of clever space-saving storage. Set the mood and tempo with a dazzling combination of spot lighting, LED highlighting, classic wall and new wood inset pattress feature lights. With Buccaneer, you're in total control with the addition of the new Alde 24 hour timer central heating, remote control auto-rain sensor Heki roof light and optional air conditioning.

Intelligent systems and accessories make life easier and altogether more fun. Solar and satellite TV connectivity, optional Freeview digital tuner and i-Pod/MP3 compatibility all combine to add to your caravanning enjoyment!

When home finally beckons you'll find Buccaneer to be as undemanding on the road as it is indulgent at rest. Perfect balance on the road is effortlessly achieved with the aid of the nose weight indicator system. Poise and sure-footedness come courtesy of BPW's acclaimed Swing V-Tec chassis and Winterhoff WS 3000 stabiliser. At journey's end your only real dilemma may be the temptation to turn around and set off once again to that place of relaxation that only the Buccaneer can find.




NEW Matching wood
light pattress



Optional Dometic air
conditioning



NEW Lumo high-powered
LED Stem Reading Lights



Remote control auto-rain
sensor Heki rooflight

Buccaneer

Heritage has evolved



Stand out from the crowd. The Buccaneer has status and presence. Building on 40 years of heritage we've created a modern classic. Ultra slick light clusters complement the smoothly sculptured full height ABS rear panel. Buccaneer alloy wheels balance perfectly with the chrome trim, new engineered badging and silver tow hitch cover. And to set it all off there's the discreet reminder to everyone that your Buccaneer is in fact rather special; the 40th Anniversary graphics simply say it all. Available only in limited numbers, the Buccaneer is exclusively yours.

Designed to impress, equipped to excel

EXTERIOR

- Full height GRP front panel - **NEW**
- Large illuminated gas locker with 2 gas struts - **NEW**
- Full height ABS rear panel - **NEW**
- Silver Aluminium side skirts - **NEW**
- Recessed jockey wheel with nose weight indicator
- Maximum width 7'6" (2286mm) wide
- Exterior graphics including special edition 40th Anniversary badge - **NEW**
- Buccaneer injection moulded badge - **NEW**
- Jokon (Chrome) rear light clusters with twin fog & reverse light - **NEW**
- Jokon LED metallised high level break light - **NEW**
- Lumo awning light with photocell sensor - **NEW**
- Lumo awning light to offside - **NEW**
- Stainless steel grab handles front & rear
- BPW Swing V-Tec chassis
- Silver ABS hitch cover comes with gas locker light & 13 pin plug with twist lock feature - **NEW**
- Easy action handbrake
- Winterhoff WS3000 stabiliser (Standard Fit)
- Big Feet corner steadies
- High powered balanced silver alloy wheels with branded brushed metal wheel centres
- Balanced alloy spare wheel complete with carrier
- Gas bottle storage - designed to take the new BP Gas Light bottle and steel containers
- Hartal split entrance door with integrated bin, pleated blind, flyscreen & privacy window - **NEW**
- Polyplastic privacy contoured front windows - **NEW**
- Seitz series S6.5 privacy glass side & rear windows comes with cassette blinds and fly screens
- LED side mounted marker lights - **NEW**
- BCA Battery box & door - **NEW**
- BCA access locker door (model specific) - **NEW**
- Additional large access locker doors under fixed bed (model specific)
- Exterior gas barbecue point
- Awning warmer (single axle models only)

INTERIOR

- Aswald Ash furniture
- Aswald Ash wallboard
- Ella Yellow bathroom wallboard
- Lambourn ceiling material
- Stainless steel effect kitchen wallboard
- Sprung upholstery - **NEW**
- Leather upholstery OPTION (available on fixed bed models only) - **OPTION**
- Loose lay removable carpet
- Black door mat and tray with Buccaneer inset decal
- 2-tone contemporary style upper locker doors - **NEW**
- Curved front drawer unit - **NEW**
- Flat base locker doors - **NEW**
- Seitz folding room dividers (model specific) - **NEW**
- Drop down bed box doors to front dinette
- Memory foam mattress featuring Coolmax & Intense fabric properties (fixed bed models only) **EXCLUSIVE TO EXPLORER GROUP** - **NEW**
- One piece metal bed frame comes with easy lift gas struts (fixed bed models only)
- Slide out table extension
- Formica granite effect decorative laminate to all furniture work tops and tables - **NEW**
- Interior brushed nickel locker handles - **NEW**
- Pattress with downlighter above main mirror & bathroom (model specific) - **NEW**
- Pleated front window blinds & flyscreens - **NEW**
- Domestic style metal curtain tie backs - **NEW**
- Anthracite finish switch frames - **NEW**

KITCHEN

- Thetford 115ltr (gross capacity) fully electronic fridge with LCD & frameless anthracite door (single axle models only) - **NEW**
- Thetford N175 fully electronic fridge freezer with LCD & frameless anthracite door (twin axle models only) - **NEW**
- 700w Microwave with stainless steel finish, complete with surround/ventilation system
- Domestic Spinflo Midi Prima Oven unit with illumination, 2 shelves & electronic ignition - **NEW**
- Spinflo Topline 3 burner hob in anthracite finish with easy-clean glass, large highspeed multi-function burner & electronic ignition - **NEW**
- Black enamel Argent stainless steel sink & drainer - **NEW**
- Whale domestic style metal goose neck kitchen faucet - **NEW**
- Chinchilla glass sink & hob covers (can be used as a cutting surface)
- Bespoke silver wash bowl
- Lift-up kitchen worktop extension (model specific)
- Adjustable cutlery tray
- Separate chrome cup and plate rack - **NEW**
- Improved L-shape kitchen (model specific) - **NEW**

WASHROOM

- Rimini double width shower cubicle with tile effect walls **EXCLUSIVE TO EXPLORER GROUP** (Elan, Caribbean & Schooner models only) - **NEW**
- Fully lined shower cubicles with privacy glass and tile effect walls (Argosy & Caravel models only)
- Domestic style half inset basin
- Heated towel rail (model specific) - **NEW**
- Roman blind (model specific)
- Contemporary polished chrome washroom accessories - **NEW**
- Whale metal faucet & shower mixer complete with head & hose - **NEW**
- Anti-bacterial non-slip shower mat - **NEW**
- Thetford C250CWE ceramic rotatable cassette toilet with electronic flush, complete with wheeled cassette - **NEW**
- Domestic style washroom door and lever lock metal handle - **NEW**

PLUMBING & HEATING

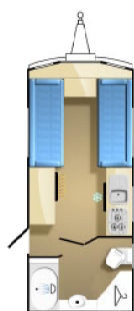
- Truma Ultraheat fire (single axle models only)
- Truma Rapid blown air heating system (single axle models only)
- Truma Ultrastore water heater (single axle models only)
- Whale dual pump water system - **NEW**
- Whale Aquasource waterline system
- 40L On-board fresh water tank (easy change over)
- Blown air heating outlet in bedroom (model specific)
- Blown air heating outlet in bathroom (single axle models only)
- Alde 3010 Combi boiler with 24hr timer (twin axle models only) - **NEW**
- Alde central heating radiator system (twin axle models only) - **NEW**
- Alde domestic radiator (Caravel only) - **NEW**

ELECTRICAL

- Lumo high-powered LED stem reading lights - **NEW**
- Sargent 12v corner lights - **NEW**
- Roof mounted pattress - **NEW**
- Lumo XL 12v kitchen light - **NEW**
- LED mood lighting to dinette & bedroom - **NEW**
- Low level LED floor lighting - **NEW**
- Omnivent 12v 2-way fan with 6 speed touch-sensitive controls - **NEW**
- Heki 4, remote controlled with auto rain sensor - **NEW**
- Heki Luxus to bedrooms (model specific)
- Mini-Heki rooflight (all bathrooms)
- Exterior access door with 230v output socket (model specific)
- Large rear exterior underbed access door with 230v output socket (model specific)
- Dometic air conditioning - **OPTION**
- 240v 20A charging system with PDU system - **NEW**
- LED downlighters

Buccaneer specification is too comprehensive to fit on one page and is continued overleaf.

Layouts for your Lifestyle



Single axle



Single axle

Model		Elan	Caribbean
Number of Berths		2	4
Interior Length	mm / feet	4650mm / 15'3"	5344mm / 17'6"
Exterior Body Length	mm / feet	5390mm / 17'8"	6176mm / 20'3"
Shipping Length	mm / feet	6390mm / 21'0"	7066mm / 23'2"
Overall Width	mm / feet	2286mm / 7'6"	2286mm / 7'6"
Overall Height	mm / feet	2580mm / 8'6"	2580mm / 8'6"
Maximum Headroom	mm / feet	1908mm / 6'3"	1908mm / 6'3"
Interior Width	mm / feet	2150mm / 7'1"	2150mm / 7'1"
Wheel Rim		5.5J x 14	5.5J x 14
Tyre Size		175 R14 99	185 R14 102
Tyre Pressure at MTPLM in psi		63	63
Brake Size		200/50	250/40
Awning size		8990mm / 29'6"	9590mm / 31'5"
Bed Sizes mm / feet	Front Beds	2 x Single - 1830mm x 718mm 6'0" x 2'3" or 1 x Double - 2070mm x 1370mm 6'9" x 4'6"	2 x Single - 1830mm x 718mm 6'0" x 2'3" or 1 x Double - 2070mm x 1370mm 6'9" x 4'6"
Bed Sizes mm / feet	Side Dinette	N/A	1 x Single 1800mm x 630mm 5'11" x 2'1" and 1 x Lift up bunk 1632mm x 570mm 5'2" x 1'10.5"
Bed Sizes mm / feet	Rear beds	N/A	N/A
M.T.P.L.M. Est.	kgs / cwt	1450kgs / 28.48cwt	1630kgs / 32.01cwt
Mass in Running Order Est.	kgs / cwt	1218kgs / 23.92cwt	1370kgs / 26.91cwt
Essential Habitation Equipment	kgs / cwt	93kgs / 1.82cwt	93kgs / 1.82cwt
Maximum User Payload	kgs / cwt	232kgs / 4.55cwt	260kgs / 5.10cwt
Maximum Hitch Weight	kgs / cwt	100kgs / 1.96cwt	150kgs / 2.94cwt
Optional Equipment Payload	kgs / cwt	35kgs / 0.68cwt	35kgs / 0.68cwt

ENTERTAINMENT

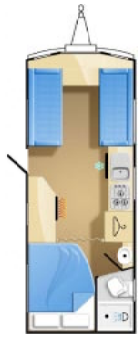
- Status omni-directional TV aerial
- Sony CD/DVD Radio Tuner with iPod/MP3 player connectivity with AM antenna - **NEW**
- 130mm diameter Sony stereo speakers (extra x 2) (model specific)
- TV - 240v/12v LCD TV with Freeview digital tuner - **OPTION**
- Solar & satellite TV connectivity - **NEW**

SECURITY

- CRiS Identity number etched to caravan chassis & all windows
- 2 concealed security data chips
- Anti-wind locking bolts to rear corner steadies
- Autowatch security alarm system with roof sensor
- Single key operation to all exterior lockers and doors
- All models comply with British & European safety standards
- BPW IDC - **NEW**
- Tracker - **OPTION**
- Robstop

ACCESSORIES SUPPLIED FREE OF CHARGE

- Owner's Information Pack (Contains Owner's Handbook and appliance manufacturers user manuals, boiler fuses, regulatory certificates and forms)
- Large plastic step
- Wheel brace and corner steady handle
- Wheel locating pins (easy assist to wheel change)
- 25m 230v hook-up lead
- Whale plug hose & filter assembly
- Whale Aquasource waterline
- Thetford Aqua Kem pack
- Status aerial customer pack
- Battery tray
- 2 x Corner steady locking pins
- Male coaxial plug and 12v plug
- Sink plugs, washing up bowl and Grill pan
- Big feet corner steady pads
- Waste master
- Shower mat - **NEW**
- Laundry bag



Single axle

Argosy



Twin axle

Caravel



Twin axle

Schooner

4	4	4
5599mm / 18'5"	6260mm / 20'6"	6260mm / 20'6"
6429mm / 21'	6960mm / 22'10"	6960mm / 22'10"
7319mm / 24'1"	7960mm / 26'2"	7960mm / 26'2"
2286mm / 7'6"	2286mm / 7'6"	2286mm / 7'6"
2580mm / 8'6"	2580mm / 8'6"	2580mm / 8'6"
1908mm / 6'3"	1908mm / 6'3"	1908mm / 6'3"
2150mm / 7'1"	2150mm / 7'1"	2150mm / 7'1"
5.5J x 14	5.5J x 14	5.5J x 14
185 R14 102	175/65 R14 86	175/65 R14 86
65	40	40
250/40	200/50	200/50
9950mm / 32'6"	10460mm / 34'4"	10460mm / 34'4"
1 x Double - 2074mm x 1200mm 6'10" x 3'11"	2 x Single - 1830mm x 720mm 6'0" x 2'4" or 1 x Double - 2140mm x 1430mm 7'0" x 4'7"	1 x Double - 2140mm x 1344mm 7'0" x 4'4"
N/A	N/A	N/A
Fixed Bed 1x Double - 1830mm x 1270mm 6'0" x 4'2"	Fixed Bed 1 x Double - 1843mm x 1346mm 6'1" x 4'5"	Fixed Bed 2 x Single -1906mm x 790mm 6'4" x 2'7"
1673kgs / 32.86cwt	1900kgs / 37.32cwt	1900kgs / 37.32cwt
1410kgs / 27.69cwt	1618kgs / 31.78cwt	1618kgs / 31.78cwt
93kgs / 1.82cwt	107kgs / 2.1cwt	107kgs / 2.1cwt
263kgs / 5.16cwt	282kgs / 5.54cwt	282kgs / 5.54cwt
150kgs / 2.94cwt	150kgs / 2.94cwt	150kgs / 2.94cwt
35kgs / 0.68cwt	35kgs / 0.68cwt	35kgs / 0.68cwt

All weights and measures have been estimated at pre-production stage and should be used as a guide only.
A manufacturing tolerance has been added to Mass in Running Order before calculating the Maximum User Payload.
Maximum User Payload includes Essential Habitation Equipment, Personal Effects and Optional Equipment

Note 1: Please take care to ensure that you have allowed for the masses of all items you intend to carry in the motorcaravan.
Note 2: Warning under no circumstances must the Maximum Technical Permissible Laden Mass of the motorcaravan be exceeded.
Note 3: All data is calculated using metric weights and measurements. The imperial figures quoted are conversions thereof.
Note 4: The overall height has been measured with the aerial in the down position.



The grand tour begins here...



Built to Last- Inspiring Confidence

Explorer Group is the only UK caravan and motorhome manufacturer to be accredited by the Institute of Mechanical Engineers.

All our models have been certified by the National Caravan Council for compliance with stringent European standards, British legislation and industry-set codes of practice specifically relating to health and safety issues. The approval process covers the testing and inspection of critical areas of each product from fire safety, weights and dimensions, to gas, electrical supply and ventilation. Relax, safe in the knowledge every Explorer Group caravan and motorhome is built with your satisfaction in mind.

Every Explorer Group caravan or motorhome proudly carries the 'NCC Approved' badge of quality.

Range Rover kindly supplied by Stratstone Land Rover.



explorer

GROUP

The Explorer Group Limited
Manufacturers of Touring Caravans & Motorhomes

Explorer House, Delves Lane, Consett, Co.Durham DH8 7PE | Tel: 01207 699 000 Fax: 01207 699 001
www.explorer-group.co.uk



Tableware kindly supplied by The Denby Pottery Company. www.denby.co.uk

This brochure does not constitute an offer by The Explorer Group Limited (Explorer). Explorer reserves the right to, and does alter from time to time, technical specifications, prices and model ranges as materials, model improvements and conditions require, and can accept no responsibility for discrepancies between these and subsequent models shown. This brochure is for guidance purposes only. Please be sure to check our full current and technical specifications with your retailer before placing your order. Please note that Approved Retailers are not the agents of The Explorer Group Limited. Accordingly they have no authority to bind Explorer or to make any representation or undertaking whatsoever on behalf of Explorer. Props shown in this brochure are for photographic purposes only and are not included in the specification.