

Coachman Collection **2010**



Distinction Quality Style





Luxurious design, enduring quality ...

It's now over twenty years since we designed and built the first ever Coachman Caravan. Our aim was to produce a tourer of the highest quality, which would meet our customers' requirements perfectly. We succeeded.

Since then our reputation for designing and building first class caravans has grown from strength to strength. Our impeccable attention to detail, combined with the very best of British craftsmanship, has been recognised by countless industry awards throughout the years. You can see and feel the difference as soon as you step inside.

Our designers maximise space, emphasise comfort, specify only the best components and put everything together with a true sense of style. You can tell immediately that Coachman caravans have been built with experience, enthusiasm and an overriding determination to produce the very best.

How do we do it? That's easy really; we invest heavily in both people and resources to ensure that we stay ahead of the competition. This year saw the completion of a £4M investment programme in our production facilities here in Hull, which are now amongst the most advanced in our industry.

The result is that Coachman caravans continue to set the standard for others to follow. We are delighted therefore to introduce our new collection of 20 models for 2010 which we believe is our best yet. So whichever Coachman attracts your eye, you can invest with confidence, safe in the knowledge that your new caravan will stand the test of time.




LASER	4-9
VIP	10-15
PASTICHE	16-21
AMARA	22-27



For the discerning caravanner

Offering home from home comfort, the Laser features every luxury you can imagine. There are two models in the range: the 650/4 - a comfortable and convenient island double bed layout and the 655/6 which boasts a stunning, spacious washroom.

Perfect for two but with plenty of room for guests, the Laser offers a luxurious base from which to enjoy your holiday. If you're not prepared to compromise on quality, equipment or style, the Laser is for you.






Equipment for comfort

Sumptuous soft furnishings and light, eye catching design's are key features of the 2010 Laser. The kitchen is designed to make light work of holiday catering whilst an inboard water tank ensures ease and continuity of supply.

The Laser is also fitted with the Phantom Pro-Active satellite tracking system, the Al-ko Secure security system and Al-ko Trailer Control to give you complete peace of mind.

In summary, if you're looking for the 'best of the best' – the Coachman Laser is the caravan for you.



Al-ko ATC system (Active Trailer Control)



Sony entertainment centre



LED kitchen strip lights



Al-ko Secure wheel clamping system



External Features

- Aluminium sides manufactured from thicker aluminium for greater impact resistance
- Al-ko Secure wheel clamping system (2)
- Wide body shell with overall width of 7'5"
- Acrylic capped ABS front with three panoramic style opening Polyplastic windows, integral stainless steel grab handles and gas bottle locker door with gas strut
- NEW Full height acrylic capped ABS rear panel with high level LED brake light and new light cluster incorporating twin reversing lights
- Laminated roof
- 45mm thick floor with Styrofoam core for insulation and strength
- NEW One-piece exterior door with waste bucket
- NEW Exterior door lock with automotive style key
- Full length door flyscreen
- Stabilform heavy duty corner steadies
- Flush Seitz windows with integrated blind/flyscreen (sides/rear)

Internal Features


- Headroom 6'5"
- Luxurious sprung bedding and backrests finished in fire retardant fabric and a superior sprung mattress in the 650/4
- Optional leather upholstery on the 650/4
- Luxurious floor covering with luxury loose-lay carpets
- NEW Italian locker doors with metallic trim
- Walnut design on all internal furniture
- Metal runners on all drawers
- Kitchen workstation with Spinflo Argent recessed stainless steel sink and drainer, glass lid, plastic bowl and food grade chopping board
- NEW cocktail cabinet in the 650/4
- Heki 2 panoramic rooflights (2)
- Mini Heki rooflight in the 650/4
- Soft-close flyscreens and blinds to the front windows

Equipment

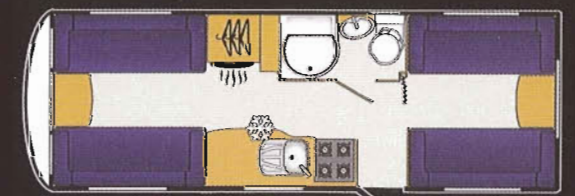
- Al-ko ATC system (Active Trailer Control)
- NEW Remote control alarm system with PIR and tilt sensors for added security. Key fob also controls the awning light
- Phantom satellite tracking system
- Sony entertainment centre with remote control Radio/CD/MP3 player plus DVD video playback to two locations and iPod/MP3 connection and Sony speakers
- NEW Thetford Aspire oven, four burner hob and grill with electronic ignition and flame failure
- Microwave oven in newly designed, dedicated housing
- Thetford 107 litre refrigerator with 11 litre freezer, electronic ignition, digital display and stylish curved stainless finish door
- Truma 3002 space heater (3.4kw) with Truma Ultraheat blown air central heating (gas and electric)
- Whale water system with inboard high capacity pump and Truma Water-line
- NEW Inboard 36 litre water tank
- NEW Electric flush Thetford C250 cassette toilet with pump filler
- Omnivent rooflight extractor fan
- External barbecue gas point

Electrical System

- 13 pin Jaeger plug
- BCA dual stage power centre with 20 amp power supply for caravan 12v requirements and separate battery conditioning charger
- NEW Control panel with built-in voltmeter, voltmeter switch, awning light switch, water pump switch, 12v light switch and master switch
- Mains 230v/12v lighting system
- NEW Shaped and integrated front corner mains lights
- Ceiling lights with Halogen bulbs
- NEW LED reading and kitchen lights
- Light fittings and 230v mains sockets, all finished in satin silver
- Exterior TV aerial input socket
- Exterior satellite input socket
- Status 530 swivel directional TV aerial (analogue and digital)
- External mains socket



LASER 650/4



LASER 655/6

PHANTOM
the tracking system for caravans & motorhomes




Luxury, lasting quality and innovative design

For those who appreciate the finer things in life...

Brimming with added extras to ensure carefree, 'five star' holidays, the VIP is a Coachman classic. Its stunning design, meticulous attention to detail and superb equipment guarantee that you'll always be glad you chose the VIP.

From luxurious furniture and floor coverings to clever storage solutions and LED reading lights, every aspect of the VIP is carefully tailored to meet your needs. If you value comfort and quality, the VIP's for you.





Furnished to perfection

There are two fixed bed VIP layouts to choose from, and two which feature what is perhaps the largest and most luxurious shower/ dressing room on the market.

Everything has been thought of in the VIP, from the remote control alarm system and the Sony entertainment centre, to the external barbeque gas point and the convenient mounted magazine rack. With the VIP the difference really is in the detail.



Convenient magazine storage (model specific)



Easy to use control panel



STATUS 530 swivel directional TV aerial



Dirt reducing mud flaps



External Features

- Aluminium sides manufactured from thicker aluminium for greater impact resistance
- Al-ko Secure wheel clamping system
- Wide body shell with overall width of 7'5"
- Acrylic capped ABS front with three panoramic style opening polyplastic windows, integral stainless steel grab handles and gas bottle locker door with gas strut
- NEW Full height acrylic capped ABS rear panel with high level LED brake light and new light cluster incorporating twin reversing lights
- Laminated roof
- 45mm thick floor with Styrofoam core for insulation and strength
- NEW one-piece exterior door with waste bucket
- NEW exterior door lock with automotive style key
- Full length door flyscreen
- Stabilform heavy duty corner steadies
- Flush Seitz windows with integrated blind/flyscreen (sides/rear)

Internal Features

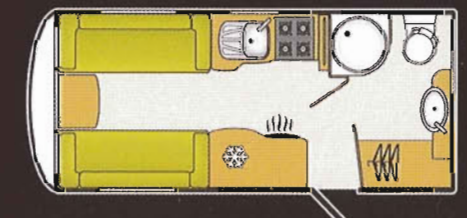
- Headroom 6'5"
- Luxurious sprung bedding and backrests finished in fire retardant fabric and a superior sprung mattress in the 535/4 and the 545/4
- Optional leather upholstery on fixed bed models
- Luxurious floor covering with luxury loose-lay carpets
- NEW Italian locker doors with metallic trim
- Walnut design on all internal furniture
- Metal runners on all drawers
- Domestic style bathroom door in the 460/2 and the 520/4
- NEW Re-designed end shower and dressing room in the 460/2 and the 520/4
- One piece shower cubicle in the 535/4
- Kitchen workstation with Spinflo Argent recessed stainless steel sink and drainer, glass lid, plastic bowl and food grade chopping board
- NEW Cocktail cabinet
- Heki 2 panoramic rooflight (2 in the 535/4 and the 545/4)
- Mini Heki rooflight in all models
- Soft-close flyscreens and blinds to the front windows

Equipment

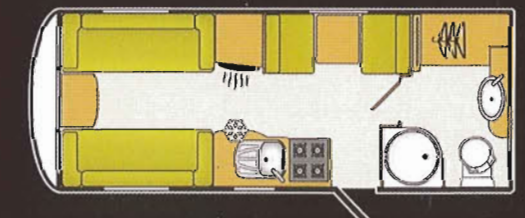
- Al-ko ATC system (active trailer control)
- NEW Remote control alarm system with PIR and tilt sensors for added security. Key fob also controls the awning light
- Phantom satellite tracking system
- Sony entertainment centre with remote control Radio/CD/MP3 player plus DVD video playback to two locations and iPod/MP3 connection and Sony speakers
- NEW Thetford Aspire oven, four burner hob and grill with electronic ignition and flame failure
- Microwave oven in newly designed, dedicated housing
- Thetford 107 litre refrigerator with 11 litre freezer, electronic ignition, digital display and stylish curved stainless finish door
- Truma 3002 space heater (3.4kw) with Truma Ultraheat blown air central heating (gas and electric)
- Truma Ultraflow water system with combined pressure switch/surge damper, filter and exterior shower
- NEW Electric flush Thetford C250 cassette toilet with pump filler
- Omnivent rooflight extractor fan
- External barbecue gas point

Electrical System

- 13 pin Jaeger plug
- BCA dual stage power centre with 20 amp power supply for caravan 12v requirements and separate battery conditioning charger
- NEW Control panel with built-in voltmeter, voltmeter switch, awning light switch, water pump switch, 12v light switch and master switch
- Mains 230v/12v lighting system
- NEW Shaped and integrated front corner mains lights
- Ceiling lights with Halogen bulbs
- NEW LED reading and kitchen lights
- Light fittings and 230v mains sockets, all finished in satin silver
- Exterior TV aerial input socket
- Exterior satellite input socket
- Status 530 swivel directional TV aerial (analogue and digital)
- External mains socket



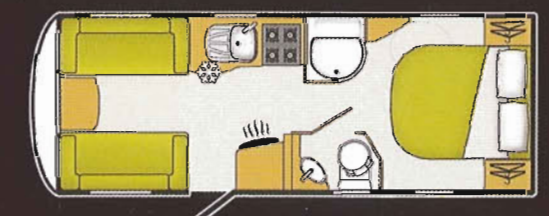
VIP 460/2



VIP 520/4



VIP 535/4



VIP 545/4

PHANTOM
the tracking system for caravans & motorhomes



Modern, stylish and practical

For those who value style and comfort...

If you're looking for style, quality and sheer practicality then the Pastiche is for you. Popular with couples and families, the Pastiche offers a variety of features which will help you to make the most of your precious leisure time together.

In short the Pastiche offers the very best in caravan luxury on a single axle. With no fewer than six layouts to choose from, with two or four berths, there's sure to be a Pastiche to suit your needs precisely.






Convenience built-in

Beautifully designed oak style furniture and contemporary soft furnishings are the hallmarks of the Pastiche range.

With plenty of storage space for hanging clothes and holiday essentials, the Pastiche is equipped to the hilt for your holiday comfort.


Wherever you decide to holiday this year – do it in style with the practical, yet stylish Pastiche.



Domestic style bathroom door and handle



LED reading lights



Contemporary cocktail cabinet



Stylish locker doors with metallic trim



External Features

- Aluminium sides manufactured from thicker aluminium for greater impact resistance
- Provision for the Al-ko Secure wheel clamping system
- Wide body shell with overall width of 7'5"
- Acrylic capped ABS front with three panoramic style opening Polyplastic windows, integral stainless steel grab handles and gas bottle locker door with gas strut
- NEW Full height acrylic capped ABS rear panel with high level LED brake light and new light cluster incorporating twin reversing lights
- Laminated roof
- 45mm thick floor with Styrofoam core for insulation and strength
- NEW One-piece exterior door with waste bucket
- NEW Exterior door lock with automotive style key
- Full length door flyscreen
- Stabilform heavy duty corner steadies
- Flush Seitz windows with integrated blind/flyscreen (sides/rear)

Internal Features

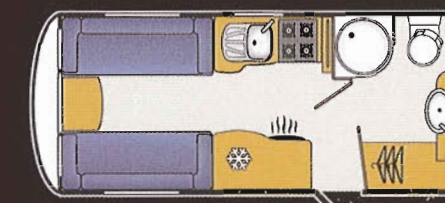
- NEW Fixed bed layout with end-bathroom – 560/4
- Headroom 6'5"
- Luxurious sprung bedding and backrests finished in fire retardant fabric and a superior sprung mattress in the 535/4, 545/4 and the 560/4
- Optional leather upholstery on fixed bed models
- Luxurious floor covering with luxury loose-lay carpets
- NEW Italian locker doors with metallic trim
- Oak design on all internal furniture
- Metal runners on all drawers
- Domestic style bathroom door in the 460/2, 470/2, 520/4 and the 560/4
- NEW Re-designed end shower and dressing room in the 460/2, 470/2 and the 520/4
- One piece shower cubicle in the 535/4
- Kitchen workstation with Spinflo Argent recessed stainless steel sink and drainer, glass lid, plastic bowl and food grade chopping board
- NEW cocktail cabinet
- Heki 2 panoramic rooflight (2 in the 535/4, 545/4 and the 560/4)
- Mini Heki rooflight in all models
- Soft-close flyscreens and blinds to the front windows

Equipment

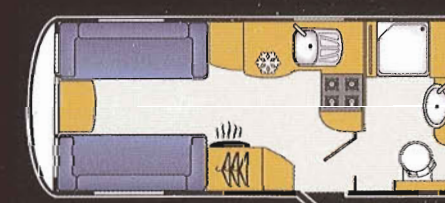
- NEW Remote control alarm system with PIR and tilt sensors for added security. Key fob also controls the awning light
- Sony Entertainment centre with remote control Radio/CD/MP3 player plus DVD video playback to two locations and iPod/MP3 connection and Sony speakers
- NEW Thetford Aspire oven, four burner hob and grill with electronic ignition and flame failure
- Microwave oven in newly designed, dedicated housing
- Thetford 107 litre refrigerator with 11 litre freezer, electronic ignition, digital display and stylish curved stainless finish door
- Truma 3002 space heater (3.4kw) with Truma Ultraheat blown air central heating (gas and electric)
- Truma Ultraflow water system with combined pressure switch/surge damper and filter
- NEW Electric flush Thetford C250 cassette toilet with pump filler
- Omnivent rooflight extractor fan
- External barbecue gas point

Electrical System

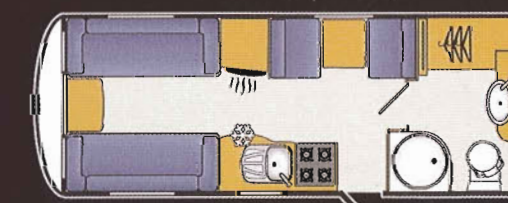
- 13 pin Jaeger plug
- BCA dual stage power centre with 20 amp power supply for caravan 12v requirements and separate battery conditioning charger
- NEW Control panel with built-in voltmeter, voltmeter switch, awning light switch, water pump switch, 12v light switch and master switch
- Mains 230v/12v lighting system
- NEW Shaped and integrated front corner mains lights
- Ceiling lights with Halogen bulbs
- NEW LED reading and kitchen lights
- Light fittings and 230v mains sockets, all finished in satin silver
- Exterior TV aerial input socket
- Exterior satellite input socket
- Status 530 swivel directional TV aerial (analogue and digital)
- Provision for fitment of the Al-Ko ATC system (active trailer control)
- External mains socket



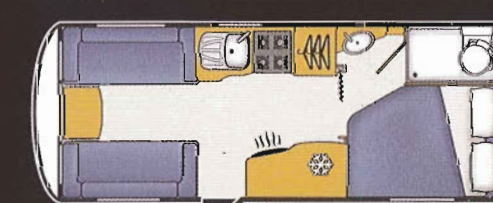
PASTICHE 460/2



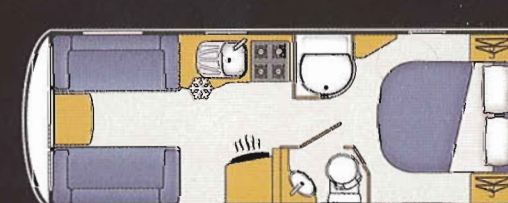
PASTICHE 470/2



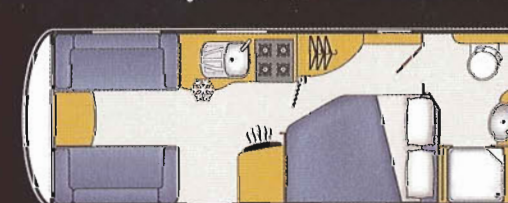
PASTICHE 520/4



PASTICHE 535/4



PASTICHE 545/4



PASTICHE 560/4




Space for everyone

For those who want to make the most of their leisure time...

The Amara continues to be one of Coachman's most popular ranges. Offering market leading style, quality and value for money, it's easy to see why. There are eight flexible layouts to choose from ranging from two to six berth configurations, so there's sure to be an Amara model to suit every family and every budget.

Equipped with everything you need for a fun-filled family holiday, the Amara is perfect for a trip to the beach, the countryside or further afield. So make more of your hard earned leisure time, arrange to take a closer look at the Amara today.





Features and benefits

We have invested heavily in design to introduce two completely new Amara layouts for the 2010 season. The 570/6 is the ultimate family van, with a dedicated area at the rear which can be closed off completely to give children their own space. There's even space under the bed to store the kids' bikes too!

Whichever Amara you choose – you can be guaranteed to enjoy a deluxe washroom, large storage cupboards and spacious seating areas for family meals. We have even included an external barbecue gas point as standard, should you wish to dine al fresco!




High quality Sony entertainment system



Easy access external BBQ point



Convenient door flyscreen



Omnivent rooflight extractor fan



External Features

- Aluminium sides manufactured from thicker aluminium for greater impact resistance
- Provision for the Al-ko Secure wheel clamping system
- Wide body shell with overall width of 7'5"
- Acrylic capped front ABS panel incorporating three opening windows, integral grab handles, and gas bottle locker door with gas strut
- Acrylic capped rear ABS panel incorporating grab handles, high level brake light and twin fog lights
- Laminated roof
- 45mm thick floor with Styrofoam core for insulation and strength
- NEW One-piece exterior door with waste bucket
- NEW Exterior door lock with automotive style key
- Full length door flyscreen
- Spare wheel as standard

Internal Features

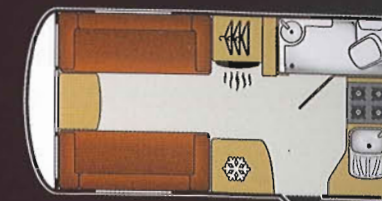
- NEW Fixed bed layout with end-bathroom – 560/4
- Luxurious sprung bedding and backrests finished in fire retardant fabric with a superior sprung mattress in the 535/4 and the 560/4
- Luxurious floor covering with luxury loose-lay carpets
- Italian styled hardwood framed curved locker doors
- Oak design on all internal furniture
- Chest of drawers with slide out table tops in all models
- Metal runners on all drawers
- NEW Furniture handles
- Domestic style bathroom door in the 450/2, 520/4, 560/4 and the 640/6
- One-piece shower cubicle in the 535/4
- Venetian blind in the bathroom of the end-bathroom models
- Kitchen workstation with Spinflo Argent recessed stainless steel sink and drainer, glass lid, plastic bowl and food grade chopping board (single bowl in the 535/4 and the 640/6)
- Heki 2 panoramic rooflight (2 in the 535/4 and the 560/4)
- Mini Heki rooflight in the 535/4, 550/5 and the 640/6
- Soft-close flyscreens and blinds to all windows

Equipment

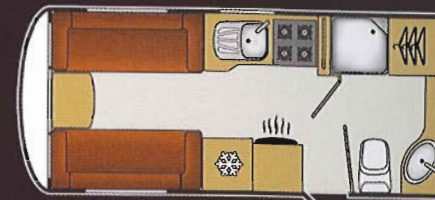
- Sony CD/MP3 player with iPod/ MP3 connection and Sony speakers, fully wired for optional DVD playback
- Stainless steel Caprice oven, four burner hob and grill with electronic ignition and flame failure
- Microwave oven in dedicated cupboard with vent and Tambour door
- Thetford 107 litre refrigerator with 11 litre freezer, electronic ignition, digital display and stylish curved stainless finish door
- Truma 3002 space heater (3.4 kw) with Truma Ultraheat blown air central heating (gas and electric)
- Truma Ultraflow water system with combined pressure switch/ surge damper and filter
- Omnivent rooflight extractor fan
- External barbecue gas point

Electrical System

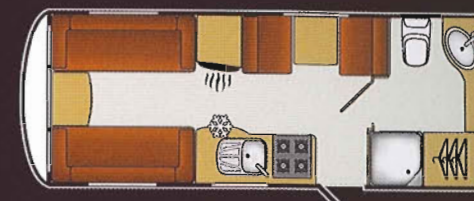
- 13 pin Jaeger plug
- BCA 12v system (20amp) with battery charger
- Control panel with built-in voltmeter, voltmeter switch, awning light switch, water pump switch, 12v light switch and master switch
- Mains 230v/12v lighting system.
- Shaped and integrated front corner mains lights
- Ceiling lights with Halogen bulbs
- Reading lights and glass downlighters
- Light fittings and 230v mains sockets, all finished in satin silver
- Exterior TV aerial input socket
- Exterior satellite input socket
- Status 530 swivel directional TV aerial (analogue and digital)
- Provision for fitment of the Al-Ko ATC system (active trailer control)
- External mains socket



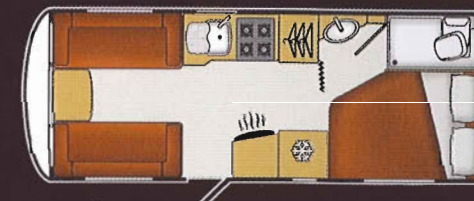
AMARA 380/2



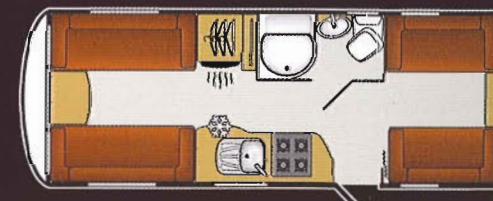
AMARA 450/2



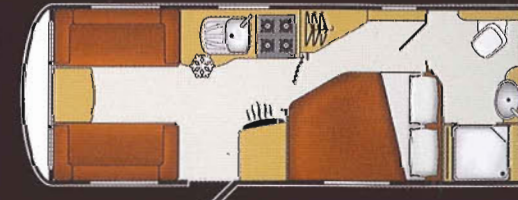
AMARA 520/4



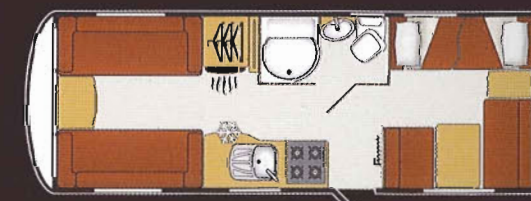
AMARA 535/4



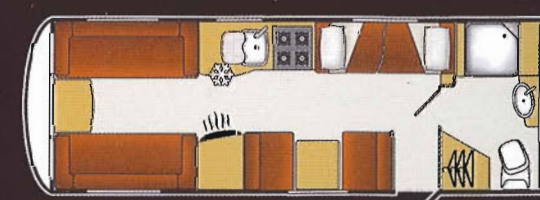
AMARA 550/5



AMARA 560/4



AMARA 570/6



AMARA 640/6

www.coachman.co.uk

Coachman Caravan Company Limited

Amsterdam Road
Sutton Fields Industrial Estate
Hull HU7 0XF

Telephone: 01482 839737

Aftercare Telephone: 01482 877405

Fax: 01482 878143

Email: sales@coachman.co.uk

Distinction Quality Style



This brochure has been designed to provide you with basic information prior to making a purchase decision. Please refer to your dealer for additional information before you buy.

Coachman Caravan Company Limited reserves the right to alter technical specifications, prices and model ranges as materials and conditions demand and can accept no responsibility for discrepancies between these and subsequent models. Household items illustrated in the brochure (e.g. fruit and personal effects) have been used to enhance photography and are not supplied with the caravan. Limitations in the printing process may mean colours are not truly represented.

It should be noted that distributors and dealers are not the agents of Coachman Caravan Company Limited and therefore are not authorised to bind the Company by any specific or implied undertaking or representation.

Please note: Touring caravans are designated by the model year. The model year runs from the 1st September to the 31st August: for example a 2010 year model would have been despatched by the manufacturer no earlier than the 15th August, 2009.

All Coachman models have been certified by the National Caravan Council for compliance with stringent European Standards, British Legislation and industry set Codes of Practice, specifically relating to health and safety issues. The approval process covers the testing and inspection of critical areas of the product from fire safety, weights and dimensions to gas, electrics and ventilation. Every Coachman caravan carries the "NCC Approved Caravan" badge. The NCC also conducts unannounced inspections at the Coachman factory to ensure continued compliance.

NCC Approval gives you peace of mind that your caravan is legal and safe.

The tow cars used in this brochure are for illustration purposes only.

As the owner of a Coachman caravan, you will be automatically entitled to join our Owners' Club. For more information about the Club, please contact: The Membership Officer, Coachman Owners' Club, 2 Braemar Rise, South Hiendley, Barnsley, South Yorkshire, S72 9DJ or visit their website: www.coachmanclub.co.uk

Photography: www.markkensitt.com and www.glennblackburn.co.uk.
Thanks to The Everley Restaurant & Bar, www.everleycountryhotel.co.uk

