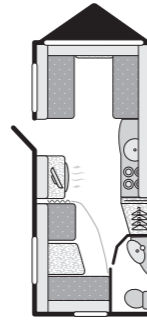
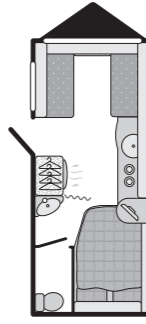
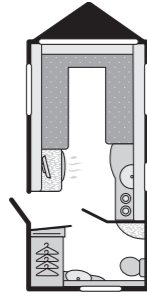


Sprite Lite Specifications



	Lite 2	Lite 4	Lite 5
--	--------	--------	--------



Berths	2	4	5
Number of Axles	1	1	1
Internal Length (at bed box height)	4.34m / 14' 3"	4.74m / 15' 7"	4.74m / 15' 7"
Overall Width	2.23m / 7' 4"	2.23m / 7' 4"	2.23m / 7' 4"
Overall Height **	2.61m / 8' 7"	2.61m / 8' 7"	2.61m / 8' 7"
Maximum Internal Headroom	1.95m / 6' 5"	1.95m / 6' 5"	1.95m / 6' 5"
Overall Length**	6.04m / 19' 10"	6.45m / 21' 2"	6.45m / 21' 2"
Awning A/A Dimension	8.55m / 28' 1"	8.95m / 29' 4"	8.95m / 29' 4"
Mass in Running Order (inc. tolerance)	915kg / 18.0cwt	952kg / 18.7cwt	982kg / 19.3cwt
Maximum Technical Permissible Laden Mass	1036kg / 20.4cwt	1097kg / 21.6cwt	1137kg / 22.4cwt
Total User Payload	121kg / 2.4cwt	145kg / 2.9cwt	155kg / 3.1cwt
Personal Effects Payload	121kg / 2.4cwt	145kg / 2.9cwt	155kg / 3.1cwt
Tyre Size	175 R14C 99 R	175 R14C 99 R	175 R14C 99 R
Thermal Insulation Grade	TWO	TWO	TWO

Front Double	208cm x 180cm / 6'10" x 5'11"	208cm x 134cm / 6'10" x 4'5"	208cm x 134cm / 6'10" x 4'5"
Or Front Nearside Single	190cm x 72cm / 6'3" x 2'4"		
And Front Offside Single	180cm x 72cm / 5'11" x 2'4"		
Rear Double		188cm x 137cm / 6'2" x 4'6"	194cm x 132cm/120cm / 6'4" x 4'4"/3'11"
Side Single Nearside			194cm 68cm / 6'4" x 2'3"
Side Bunk Nearside			180cm x 59cm / 5'11" x 1'11"

WEIGHTS: From the 2011 season the method of calculating the Mass in Running Order (MRO) and user payload figures is in line with European Directives.

Allowances for essential equipment (e.g. gas cylinder) is allowed for in the MRO. A provision for a leisure battery has been included within the personal effects payload allowance.

All models are covered by a 10-year bodyshell integrity guarantee and come with a three-year SuperSure manufacturer's warranty - see www.spritecaravans.co.uk For more details and more model pictures, the gallery is constantly updated as more models are available.

This brochure does not constitute an offer by Swift Group Limited (Swift). Swift reserves the right to alter specifications and prices at any time as materials and conditions demand. Distributors and dealers sell Sprite products on their own account and not as agents of Swift. Accordingly, they have no authority to bind Swift or to make any representation or undertaking whatsoever on behalf of Swift. All props are for photographic purposes only and are not included in the specification. Issued November 2011.

** The dimensions given are approximate due to slight variations in suspension ride heights, loading conditions and tyre pressures. Customers should verify the actual dimensions of their touring caravan before committing to anything that could be impacted by these dimensions.

BED SIZES: Please note that the front double bed sizes are quoted with wrap round seating.

AWNING SIZES: Due to varying awning designs and sizes the awning sizes given are approximately only. Specific awning sizes must be confirmed by your dealer or awning manufacturer prior to purchase.

Sprite Caravans

Dunswell Road · Cottingham · East Yorkshire HU16 4JX

Tel: 01482 847332 Fax: 01482 841042

email: enquiry@swiftgroup.co.uk

For more information and to find your nearest retailer visit us at

www.spritecaravans.co.uk

A member of the Swift Group



www.spritecaravans.co.uk

Sprite Lite Caravans





New Sprite Lite pound for pound great lightweight value

Sprite Lite provides the ideal entry point for anyone looking for their first new caravan.

Whether you enjoy camping but are looking for a more substantial, comfortable and warm home from home or you simply want a new lighter weight caravan to suit your tow car, the new Sprite Lite range offers exceptional value for money.



Lite 2



Lite 4



MTPLM from 1036kg

Small Car Friendly

10 YEAR Bodyshell Integrity Warranty

You can be reassured when you buy a Sprite Caravan that they all come with the following market leading features

Sprite Plus Points

- European Whole Vehicle Type Approval ensures compliance with strict weight, dimension and safety regulations
- 1.95m (6'5") headroom
- One-piece, 5000 Series marine grade aluminium sidewalls
- Strong redwood body and floor framing specially treated to resist moisture and fungal attack
- Hankook branded tyres for improved performance and safety
- Higher tyre rating - a minimum of 150kg extra load margin at 130kph (law permitting)
- Pre wired TV station linked to battery box for external input with 230V and 12V sockets
- Bed make-up system with slats retained on track (model specific)
- Seat bases with space frame construction
- Dining table suitable for full-size place settings
- Positive overhead locker catches for secure loading
- 2 burner gas hob and grill with electronic ignition
- Dual fuel Truma Ultrastore water heater, now with two 230V settings - 850 Watts or 1300 Watts for rapid heat-up
- High flow rate in-board pump with chrome finish brass taps for reliable, high performance water supply
- High impact, scratch resistant floor lino throughout

Lite 5



Additional features

Exterior

- Three quarter height front panel in closed mould GRP with large opening window
- Laminated rear panel with moulded ABS light housings
- Overall body width 2.25m/7'4½"
- AL-KO galvanised steel chassis with Euro-axle
- AL-KO overrun with gas assisted handbrake
- Silver wheels
- 13-pin 'Jaeger' 12V car connector
- Fully double-glazed opening windows (no single-glazed cold areas)
- Exterior two-part door with interior moulded liner
- Exterior access battery box with mains electric inlet (battery not included)
- Entrance step
- 25mm 'sandwich' sidewalls with HD polystyrene insulation core
- 32mm 'sandwich' roof with HD polystyrene insulation core

- 44mm 'sandwich' floor with high rigidity Styrofoam core
- Fixing points for rear-mounted cycle rack

Interior

- 'Mali Acacia' woodgrain and contrasting mouldings
- Granite effect kitchen sink
- Cutlery drawer on smooth-action steel runners
- Beech slat seat and bed bases with sprung hinged tops for extra comfort and easy access
- Cassette flyscreens and blinds on all windows
- Multi-directional rooflights in kitchens and bedrooms with blind and flyscreen
- Sprung interior mattresses in fixed bed models
- Fixed beds with steel bed frames to maximise strength and storage space
- Seat ventilation boards
- Wrap round seating standard (Sprite Lite 2)
- Thick washroom doors with domestic style locks and handles (model specific)
- Overhead locker prepared for Dealer fit microwave oven
- User-friendly 12V control panel with battery selection, battery state meter and water pump circuit control
- Inboard semi-rigid fresh water pipes
- Large bore underslung rigid waste pipes
- Fully protected mains electric system
- 12 Amp switchmode charger/transformer
- Thetford manual ignition, 112 litre fridge
- Thetford C200 toilet with independent tank and manual flush
- Smev 2 burner hob and grill
- Truma 3kW gas space heater with auto ignition
- Gas regulator for Propane and Butane mounted on front bulkhead
- Isolation taps for gas appliances

- Halogen ceiling lights in living and washroom areas
- Halogen adjustable downlights in lounge/sleeping areas
- Two 230V sockets
- 25 metre mains hook-up cable
- Safety and Security
- Smoke alarm
- CRIS identity number etched to windows and caravan chassis
- Concealed security data chip within caravan construction
- Carbon monoxide detector