



HOME FROM HOME

**HIGHBRIDGE**  
Caravan Centre

A38 Bristol Road, Highbridge,  
Somerset TA9 4EX  
Fax: (01278) 764810

Tel: (01278) 782725



2000



**AVONDALE**

HOME FROM HOME

# "While the world celebrates the year 2000... ...Avondale celebrates it's 30<sup>th</sup> Birthday!"

## "A history of Innovation."

The year 2000 is very special for Avondale and for our customers. It is the start of a new Millennium and also our 30th year of producing quality touring caravans. Avondale has always been admired for its innovation. The achievement of winning two best family caravan awards in 1998 and 1999 followed by the 1999 Industry Award For Innovation is a terrific start to the new century!

Avondale's product range for the new Millennium builds on these successes with the introduction of several new models and exciting new equipment specifications. At a time of great change some things will remain constant - such as the production of world class tourers using the best combination of traditional craftsmens' skills and the latest in computer aided design methods. Every Avondale tourer meets or exceeds the new European Design Standards (EN1645-1), ensuring your maximum comfort and safety.

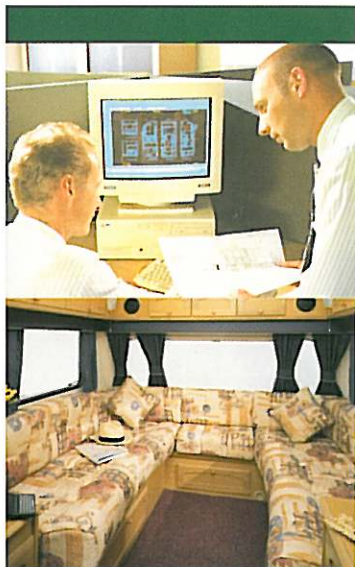
Whatever your requirement, there is an Avondale designed to make your holidays

special and provide you with a real, 'Home from Home'. Deciding on the tourer of your dreams couldn't be easier with twenty seven models from four ranges to choose from. Simply select the best model and layout for you, then decide on a traditional or modern upholstery fabric and your choice of accessory options!


The brand new Land-Ranger and Avondale models both feature exciting new layouts. Both have a one piece GRP roof with optional air conditioning, enabling you to enjoy your holiday whatever the weather!

The Dart range now features the revolutionary new Stoves' New Home 500 space saving cooker. The Stoves' New Home 500 cleverly combines the grill and oven space whilst retaining separate burners and thermostatic control of the oven.

Introduced last year the Rialto range took the market by storm. Its models came first in every magazine group test and the 550-4 was voted



Land-Ranger 6400 'S'  
in Springtime upholstery





## “Quality and Style, without compromise.”

Family Caravan of the Year (Under £13,000) by the Caravan Club. There are two radical new layouts in this year's range.

Whichever tourer you choose to complement your lifestyle and become your new 'Home from Home' you can rest assured it will share these Avondale values:

A company wide quality system that complies fully with International ISO9001:BS5750 requirements, ensuring the quality of every new tourer.

Avoncare Gold Warranty, giving you peace of mind for three years\*. (For an additional premium the term can be extended to five years\*.)

A side mounted gas locker, which keeps the weight close to the axle so that nose weight is hardly effected whether you are carrying one or two cylinders.

A spare wheel is standard equipment, housed in it's dedicated under-floor storage near the axle, keeping it clean, secure and easily accessible.

Avondale's distributor network is one of the largest in the country. Your local distributor will be pleased to demonstrate the host of features that make each Avondale model so special. When you've purchased your new Avondale tourer your distributor will be pleased to provide you with a full after sales service. Shortly after taking delivery of your new tourer you'll receive an Avondale "Feedback" customer satisfaction questionnaire. Please take the time to complete it, as many of the innovations in this year's range are as a direct result of owners' "Feedback" comments.





Make yourself at home with a model from the new Avondale range!

\* See page 20 for details.



Dart 515-4

## Contents

	Page
 Dart	4
 Rialto	8
 Avondale	12
 Land-Ranger	16
Features	20
Internal Layouts	22
Specifications	23

## Make yourself at home with the *New* Avondale Range

# The Dart

The Dart offers a range of accommodation from a compact two-berth, to a large family five-berth. The range's five models provide all the necessary features for comfortable touring in a modern light-weight tourer. The latest in modern comforts include blown air heating, hot water, refrigerator and new Stoves' New Home 500 cooker. All family berth tourers come equipped with two TV points, to keep the children happy. Options include super sun roof, door fly screen and AKS stabiliser. With a spare wheel as standard and choice of modern or traditional upholstery fabrics the Dart range represents exceptional value for money.

To celebrate the millennium every model in the Dart range can be supplied complete with a special option pack and "Millennium Edition" badge. Details are shown in the features summary.

"The perfect choice for couples and families".

"A tourer that is as individual as you are".



Dart 515-4 Kitchen



Dart 515-4

Dart 515-4 in Inca upholstery






# The Dart

The new 380-2 boasts a larger washroom and end kitchen than its predecessor, giving you more living space. The popular side-dinette, end washroom 475-4 provides accommodation for four people in a compact body size. An important factor where length or weight are a consideration. Similar accommodation is provided in the larger 515-4 model, with its larger lounge and washroom with a separate shower compartment. The range is completed by the 510-5 five-berth model. Winner in its first year of Practical Caravan's "Best Family Caravan" Award, this layout gives the children their own living space in an end bed room.

Dart - exceptional value for money!

Dart 515-4



"Beauty is in the eye  
of the beholder".



# The Rialto

Congratulations - or as the Italians say *Congratulazioni!* Being first in every magazine group test and winning the Caravan Club's Family Caravan of the Year Award is only possible with an exceptional range of tourers - the New Rialto! Now in its second year the range moves from strength to strength. The Rialtos' luxury appeal can be judged by just one look at their modern spacious interiors inspired by classic Italian design. The contemporary "L" shaped lounge seating option offered in two models has been refined to give improved head room and backrest support.

To celebrate the millennium every model in the Rialto range can be supplied complete with a special option pack and "Millennium Edition" badge. Details are shown in the features summary.

With two brand new models creating even more choice there has never been a better time to choose a Rialto!

"An exceptional range of tourers".



Rialto 550-4

Rialto 550-4 in Aztec upholstery





# The Rialto

The nine Rialto models offer a choice of accommodation and layout designed to meet your requirements. The 390-2 provides compact two berth accommodation with a traditional end kitchen. Whilst the larger 480-2 has a spacious side kitchen and extravagant end washroom, with a choice of parallel or "L" lounge seating.

The new 525-4 model has an end kitchen and wide centre dinette capable of seating up to four people - making it ideal for families. The 525-4's versatility also makes it an ideal choice for couples, with the option of leaving a bed made up. The 530-5 end bedroom has sliding doors enabling it to be closed off from the main living area. It is available with parallel or "L" rear seating, the latter providing an additional storage area. The award winning 550-4 Caravan Club "Best Family Tourer under £13,000", with its large lounge, side-dinette and spacious end washroom is perhaps the most popular design of family tourer. The 550-4 is available with a choice of parallel or "L" lounge seating. The first ever twin axle Rialto 640-6 provides enviable accommodation for up to six people in a unique layout. It has an end washroom, side-dinette and two fixed bunk beds with special features.

Rialto 480-2 in Warwick upholstery



Rialto 550-4 Kitchen



Rialto 550-4 Washroom

"I can resist everything  
except temptation".

(Oscar Wilde)



# The Avondale

Pure luxury! The Avondale continues to be the definitive Club Class tourer. Its distinctive profile and one piece GRP roof set it apart from would be pretenders. Its new remote control alarm system gained Avondale "The Industry Award for Innovation" last season. The new innovative external graphics herald a hint of something new inside. The interiors have been completely redesigned for the Millennium year, retaining the warm cherry wood finish and herringbone door panels. End washroom models incorporate a new fully lined shower cubicle with curved doors giving improved space. The introduction of two new models along with a choice of Belgian furnishing fabrics, in modern Hastings or traditional Kensington designs, will make choosing your new Avondale easy. Celebrate the Millennium with your new Avondale by specifying "Millennium Edition" badging.

The Avondale - club class with style!

"Celebrate the Millennium  
with a *new* Avondale".



Avocet

Avocet 'L' in Kensington upholstery





# The Avondale

The Mayfly is designed to bring luxury touring to those who want a compact two berth with an end kitchen layout. The Avocet lounge is available with either parallel or "L" seating, with the "L" arrangement being refined to give improved head room and backrest support. Its large end washroom is the ultimate in extravagance featuring the new spacious shower cubicle. The Eagle has a fixed double bed furnished in Shamrock material and en-suite washroom providing ideal accommodation without the need to tidy away bedding each day. The Osprey has been extended into a 5.5 metre body, creating a larger end washroom, incorporating the use of the new shower cubicle. As you would expect its lounge seating is available in a traditional parallel or contemporary "L" layout.



Avocet Kitchen



Eagle fixed bed in Shamrock

"I had everything I wanted, now I have everything that others want."



# The Land-Ranger

Since its launch the Land-Ranger has set the standard for twin axle design. The all new Millennium models step ahead into the 21st century, clearly distinguishing their owners. The new one piece GRP roof cocoons its inhabitants from the outside world, whilst the quietly understated new body colours (Barley White, Moonraker Blue or Pearl Green) compliment today's 4x4 tow vehicles to perfection. Inside, the modern cherry wood furniture, with it's contemporary curved finishes, presents you with a warm welcome. As you would expect a state of the art mini hi-fi music system, super sun roof and award winning remote control alarm system, are all specified as standard equipment. The individuality of Land-Ranger owners is reflected in the range of available upholstery fabrics and lifestyle accessory options. Choose from three luxury Belgian fabrics and a wide range of accessories including alloy wheels, air conditioning and cycle carriers, to customise your new Land-Ranger.

Finally all that is required is to make your selection from the range of exciting new layouts - a difficult task, but then it takes someone special to own the best!

Land-Ranger 6400





MONDIALE

LAND-  
RANGER



Land-Ranger 6400 'L' in Kensington upholstery



# The Land-Ranger

The Millennium collection of Land-Rangers is wider than its predecessor and is available in two body lengths and six internal layouts. All Land-Ranger models have a massive 6' 4" of lounge head room rising to over 6' 8" at the rear and feature a new luxury shower cubicle. The 5500 model has a choice of traditional straight or contemporary "L" lounge layouts to compliment its side dinette and luxurious end washroom.

There are four models in the 6400 range, the layouts are all brand new for the millennium. The 6400 "S" and "L" models combine a popular and well proven side-dinette layout with a stunning end washroom. The 6400ES combines a side washroom and separate shower in a clever en-suite arrangement. The spacious rear lounge converts into a full size double bed offering exceptionally versatile accommodation. The 6400FB has a spacious "L" lounge seating arrangement and a luxurious fixed bed in the rear compartment, furnished in Shamrock material. Its en-suite washroom is similar to that of the 6400ES and provides separate toilet and shower facilities which can be combined to form a spacious central dressing area.

Land-Ranger - only  
for those with the  
confidence to stand  
out from the crowd!



Land-Ranger 6400 'S' in Springtime upholstery



Land-Ranger 6400 Kitchen



Land-Ranger 6400 'S' in Hastings upholstery

"Good taste is very simple...all you  
do is take the best of everything".

(Oscar Wilde)



# 2000 Features...

	FEATURES	MODEL			
		DART	RIALTO	AVONDALE	LAND-RANGER
KITCHEN	70 litre fridge	•			
	77 litre fridge with full width freezer		•	•E	
	86 litre fridge with full width freezer				•E
	Domestic style cooker;				
	4 burner hob with glass lid	•	•E	•E	•E
	New Stoves integrated grill and oven	•T			
	Separate grill and oven		•T	•T	•T
	Enamel bowl/drain	•	•	•	•
	Flush Fit Sink Cover	•	•	•	•
	Domestic style/mixer kitchen tap	•	•	•	•
	Semi rigid pressurised water pipe system	•	•	•	•
	Halogen down lights		•	•	•
	Blown air/Fanmaster Heating	•	•	•	•
INTERIOR	Space heater	2000	2000 390/2 5500 others	5500	5500
	Cocktail cabinet	•	•	•	•
	Slatted bed locker tops	•	•	•	•
	Sprung upholstery (except bunks)	Front Bases	•	•	•
	Pull out slatted bed base	•	•	•	•
	Large front bed basket			•	6400
	Table stowage locker	•	•	•	•
	Doorway flyscreen	○ ME	•	•	•
	Extending chest top ('S' Lounge models only)	all except 475-4	•	•	•
	Flyscreens/blinds	•	•	•	•
	Door mat and tray		•	•	•
	First Aid Kit			•	•
	Ash framed locker doors	•	•	•	•
	Wrap around upholstery ('S' Lounge models only)		○	○	○
	Clock		•	•	•
	Omnivent rooflight fan (1)		○	•	•
	Roof light	Heki ○ ME	Heki ○ ME	Remis •	Heki •
	Bunk Bed Ladder (where applicable)	•	•	•	•
WASHROOM	Onboard water tank			○	○
	Shower door (separate cubicle models)	•	•	•	•
	Shower with fully lined cubicle			•except Mayfly & Eagle	•
	Fixed hand basin	•	•	•	•
	Pedestal cassette toilet (electric)	•	•	•	•
	Water heater (gas & electric) & shower	•	•	•	•

Key: • Fitted as standard ○ Optional ME=Fitted to Millennium edition models as standard E=Electronic T=Thermostatic  
 Note (1) = Option must be fitted at time of original manufacture. Note (2) = Not available on Rialto 390-2 and 480-2 models.  
 Options may only be fitted provided the MTPLM is not exceeded. Note (3) = Avoncare Gold Warranty is operated by Avondale  
 for the first year and MB&G (underwritten by NIG Skandia) for subsequent years, cover is subject to an annual service, please  
 see policy booklet for full details. It is only available to owners whose normal residence is in the United Kingdom.

	FEATURES	MODEL			
		DART	RIALTO	AVONDALE	LAND-RANGER
ELECTRICAL	Reading lights	2	2/4	2/4	4
	230V lighting	•	•	•	•
	12V/TV aerial socket ('S' models 2 except 475-4)	•	•	•	•
	Mains sockets	3	3	3	3+double
	Awning light (R=Remote Control)	•	•	R	R
	12V charger/transformer	•	•	•	•
	230V mains with ELCB unit	•	•	•	•
	Mains Connection Lead	•	•	•	•
	Stereo radio cassette (1)		○ ME	•	
	Stereo radio/CD player (1)		○	○	
	Mini Hi-Fi System				•
	Air conditioning (Blizzard) (1) (2)		○ 1300	○ 1300	○ 1300/2000
	Under bunk lamp			•	•
EXTERIOR	Courtesy entry lamp switch	•	•	•	•
	Low level night light			•	•
	One piece GRP roof		•	•	•
	TV aerial and Booster	•	•	•	•
	High level tail lamp	•	•	Brake	Brake
	Rear cycle rack				○
	AKS stabiliser	○ 1300	○ 1300/2700	○ 1300/2700	○ 2700
	Stylish wheel trims	•	•	•	•
	Al-ko galvanised chassis with euroaxle	•	•	•	•
	Battery locker	•	•	•	•
	Outdoor equipment locker	•	•	•	•
	Side mounted gas locker	•	•	•	•
	Exterior gas point for BBQ	○ ME	○ ME	○	•
SECURITY	Pneumatic Jockey Wheel		○	•	•
	Alloy Wheels		○	○	○
	Exterior 230V mains socket	○ ME	○ ME	○	•
	Entrance Step	•	•	•	•
	Millennium edition badge	○ ME	○ ME	○	○
	Remote Control Security Alarm (1)		○	•	•
	Additional Remote Control			○	○
	Single key locks	•	•	•	•
	Identity Number on windows and chassis	•	•	•	•
	Electronic security tag	•	•	•	•
OTHER	Spare wheel	•	•	•	•
	Spare wheel well	•	•	•	•
	Three Year Warranty (3)	•	•	•	•


SECURITY - An electric tag card is fitted to every caravan, in addition all new Avondales are marked with a 17 character vehicle identification number (VIN), die stamped onto the chassis and etched on up to 10 windows. The VIN is recorded on a registration declaration form to be completed by the supplying dealer and sent to CRIS for registration entirely free of charge.

Electrolux refrigerators are fitted as standard in all Avondale caravans.

# 2000 Features...



Carver heater



Side gas bottle locker



Spare wheel well



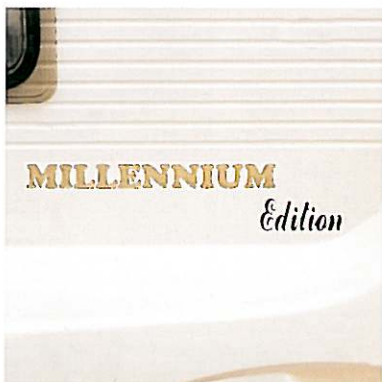
Inset sink cover



Bed basket




Easy pull bed slats



Millennium Badge



High intensity brake light



Rebated  
side to  
floor joint

Courtesy light



Door flyscreen



Status aerial



Pneumatic jockey wheel



Remote control



Electrolux Refrigerators

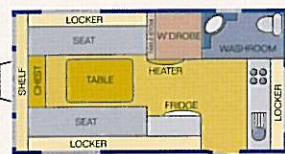


Front locker

Note: Individual model range features vary, see page 20 for details.

# 2000 Internal Layouts...

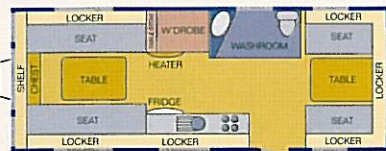
## THE DART



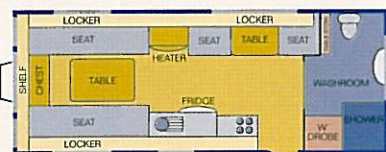
380-2



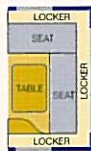
475-4



510-5 S

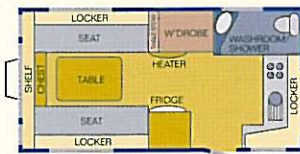


515-4



510-5 L

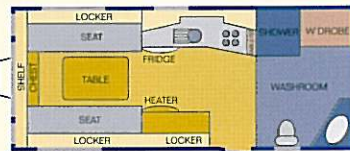
## THE RIALTO



390-2



480-2 L



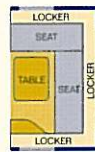
480-2 S



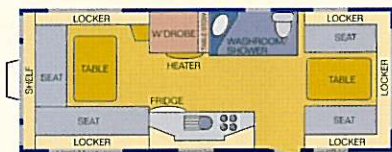
525-4



530-5 SS



530-5 SL



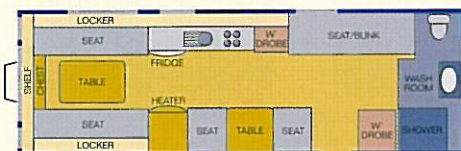
530-5 LS



550-4 L

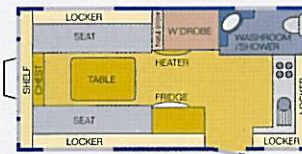


550-4 S

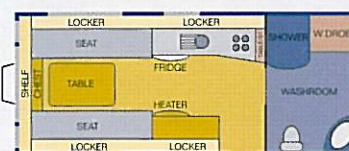


640-6

## THE AVONDALE



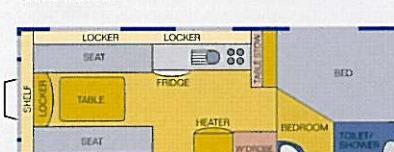
MAYFLY



AVOCET S



AVOCET L



EAGLE

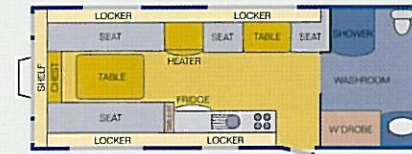


OSPREY S



OSPREY L

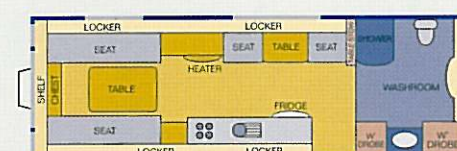
## THE LAND-RANGER



5500 S



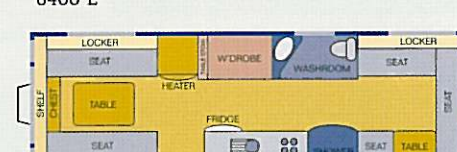
5500 L



6400 S



6400 L



6400 ES



6400 FB

### IMPORTANT NOTICE OSPREY & EAGLE MODEL

Please note that the estimated weight data shown in the 2000 brochure should be amended as follows :

M.T.P.L.M. 1360kg/M.R.O. 1144 kg

Max. User Payload 216kg

Mass for options 30kg

Tyres 195/70 R14-95

12/11/99

# 2000 Specifications...

	Model	Berths	M.T.P.L.M	M.R.O	User Payload (1)	Mass Available for optional items (1)	Internal Length	Internal Headroom	External Length	External Width	External Height	Kitchen	Tyres	Awning Guide	Bed Sizes
DART	380-2	2	1000kg 19.6cwt	788kg 15.5cwt	212kg 4.2cwt	64kg	3.80m 12'5 1/2"	1.90m 6'2 3/4"	5.14m 16'10 1/2"	2.13m 6'11 1/4"	2.67m 8'9"	END	185/70 R13 86	7.75m	2 Singles 1830 x 670 (72"x26") or 1 Double 1980 x 1830 (78"x72")
	475-4	4	1160kg 22.8cwt	922kg 18.1cwt	238kg 4.7cwt	60kg	4.75m 15'7"	1.90m 6'2 3/4"	6.09m 19'11 1/4"	2.13m 6'11 1/4"	2.67m 8'9"	CENTRE	165/R13 91	8.70m	2 Singles 1375 x 670 (54"x26") or 1 Double 1375 x 1980 (54"x78") + 1 Single 1790 x 670 (71"x26") + 1 Single Bunk 1730 x 540 (69"x21")
	510-5 S	5	1200kg 23.6cwt	958kg 18.8cwt	242kg 4.8cwt	51kg	5.12m 16'9 1/2"	1.90m 6'2 3/4"	6.46m 21'2 1/4"	2.13m 6'11 1/4"	2.67m 8'9"	CENTRE	165/R13 91	9.07m	2 Singles 1830 x 670 (72"x26") or 1 Double 1980 x 1830 (78"x72") + 1 Rear Double 1980 x 1140 (78"x45") + 1 Single Bunk 1900 x 595 (75"x23")
	510-5 L	5	1200kg 23.6cwt	958kg 18.8cwt	242kg 4.8cwt	51kg	5.12m 16'9 1/2"	1.90m 6'2 3/4"	6.46m 21'2 1/4"	2.13m 6'11 1/4"	2.67m 8'9"	CENTRE	165/R13 91	9.07m	2 Singles 1830 x 670 (72"x26") or 1 Double 1980 x 1830 (78"x72") + 1 Rear Double 1780 x 1128 (70"x44") + 1 Single Bunk 1900 x 595 (75"x23")
	515-4	4	1200kg 23.6cwt	969kg 19.0cwt	231kg 4.5cwt	50kg	5.12m 16'9 1/2"	1.90m 6'2 3/4"	6.46m 21'2 1/4"	2.13m 6'11 1/4"	2.67m 8'9"	CENTRE	165/R13 91	9.07m	2 Singles 1830 x 670 (72"x26") or 1 Double 1980 x 1830 (78"x72") + 1 Single 1830 x 635 (72"x25") + 1 Single Bunk 1780 x 540 (70"x21")
RIALTO	390-2	2	1060kg 20.8cwt	855kg 16.8cwt	205kg 4.0cwt	55kg	3.95m 12'11 1/2"	1.90m 6'2 3/4"	5.45m 17'10 1/2"	2.18m 7'2"	2.67m 8'9"	END	185/70 R13 86	7.87m	2 Singles 1830 x 685 (72"x27") or 1 Double 2030 x 1830 (80"x72")
	480-2 S	2	1160kg 22.8cwt	947kg 18.6cwt	213kg 4.2cwt	55kg	4.80m 15'9"	1.90m 6'2 3/4"	6.30m 20'8"	2.18m 7'2"	2.67m 8'9"	CENTRE	165/R13 91	8.72m	2 Singles 1830 x 685 (72"x27") or 1 Double 2030 x 1830 (80"x72")
	480-2 L	2	1160kg 22.8cwt	947kg 18.6cwt	213kg 4.2cwt	55kg	4.80m 15'9"	1.90m 6'2 3/4"	6.30m 20'8"	2.18m 7'2"	2.67m 8'9"	CENTRE	165/R13 91	8.72m	1 Double 2030 x 1375 (80"x54")
	525-4	4	1300kg 25.5cwt	1060kg 20.8cwt	240kg 4.7cwt	56kg	5.28m 17'3 1/4"	1.90m 6'2 3/4"	6.78m 22'2 1/2"	2.18m 7'2"	2.67m 8'9"	END	175 R13 94	9.20m	2 Singles 1830 x 685 (72"x27") or 1 Double 2030 x 1830 (80"x72") + 1 Double 1740 x 1080 (68"x42")
	530-5 SS	5	1300kg 25.5cwt	1041kg 20.4cwt	259kg 5.1cwt	76kg	5.28m 17'3 1/4"	1.90m 6'2 3/4"	6.78m 22'2 1/2"	2.18m 7'2"	2.67m 8'9"	CENTRE	175 R13 94	9.20m	2 Singles 1830 x 685 (72"x27") or 1 Double 2030 x 1830 (80"x72") + 1 Rear Double 2030 x 1246 (80"x49") + 1 Single Bunk 2000 x 600 (79"x24")
	530-5 SL	5	1300kg 25.5cwt	1041kg 20.4cwt	259kg 5.1cwt	76kg	5.28m 17'3 1/4"	1.90m 6'2 3/4"	6.78m 22'2 1/2"	2.18m 7'2"	2.67m 8'9"	CENTRE	175 R13 94	9.20m	2 Singles 1830 x 685 (72"x27") or 1 Double 2030 x 1830 (80"x72") + 1 Rear Double 1820 x 1246 (72"x49") + 1 Single Bunk 2000 x 600 (79"x24")
	530-5 LS	5	1300kg 25.5cwt	1041kg 20.4cwt	259kg 5.1cwt	76kg	5.28m 17'3 1/4"	1.90m 6'2 3/4"	6.78m 22'2 1/2"	2.18m 7'2"	2.67m 8'9"	CENTRE	175 R13 94	9.20m	1 Double 2030 x 1375 (80"x54") + 1 Rear Double 2030 x 1246 (80"x49") + 1 Single Bunk 2000 x 600 (79"x24")
	550-4 S	4	1300kg 25.5cwt	1056kg 20.7cwt	244kg 4.8cwt	59kg	5.50m 18' 1/2"	1.90m 6'2 3/4"	7.00m 22'11 1/2"	2.18m 7'2"	2.67m 8'9"	CENTRE	175 R13 94	9.42m	2 Singles 1830 x 685 (72"x27") or 1 Double 2030 x 1830 (80"x72") + 1 Single 1830 x 635 (72"x25") + 1 Single Bunk 1720 x 540 (68"x21")
	550-4 L	4	1300kg 25.5cwt	1056kg 20.7cwt	244kg 4.8cwt	59kg	5.50m 18' 1/2"	1.90m 6'2 3/4"	7.00m 22'11 1/2"	2.18m 7'2"	2.67m 8'9"	CENTRE	175 R13 94	9.42m	1 Double 2030 x 1375 (80"x54") + 1 Single 1830 x 635 (72"x25") + 1 Single Bunk 1720 x 540 (68"x21")
	640-6	6	1550kg 30.4cwt	1280kg 25.1cwt	270kg 5.3cwt	55kg	6.39m 20'11 1/2"	1.90m 6'2 3/4"	7.90m 25'11"	2.18m 7'2"	2.67m 8'9"	CENTRE	165 R13 82	10.34m	2 Singles 1830 x 685 (72"x27") or 1 Double 2030 x 1830 (80"x72") + 1 Single 1830 x 625 (72"x25") + 1 Single Bunk 1735 x 540 (68"x21") + 2 Fixed Bunks 1780 x 620 (70"x24")
AVONDALE	MAYFLY	2	1160kg 22.8cwt	938kg 18.4cwt	222kg 4.4cwt	68kg	4.18m 13'8 1/2"	1.90m 6'2 3/4"	5.59m 18'4"	2.17m 7'1 1/2"	2.59m 8'6"	END	165/R13 91	7.88m	2 Singles 1905 x 685 (75"x27") or 1 Double 2030 x 1905 (80"x75")
	AVOCET S	2	1250kg 24.5cwt	1025kg 20.1cwt	225kg 4.4cwt	68kg	4.82m 15'9 1/4"	1.90m 6'2 3/4"	6.23m 20'5 1/4"	2.17m 7'1 1/2"	2.59m 8'6"	CENTRE	175 R13 94	8.52m	2 Singles 1905 x 685 (75"x27") or 1 Double 2030 x 1905 (80"x75")
	AVOCET L	2	1250kg 24.5cwt	1025kg 20.1cwt	225kg 4.4cwt	68kg	4.82m 15'9 1/4"	1.90m 6'2 3/4"	6.23m 20'5 1/4"	2.17m 7'1 1/2"	2.59m 8'6"	CENTRE	175 R13 94	8.52m	1 Double 2030 x 1375 (80"x54")
	EAGLE	4	1340kg 26.3cwt	1103kg* 21.7cwt	237kg* 4.7cwt	50kg*	5.50m 18' 1/2"	1.90m 6'2 3/4"	6.91m 22'8"	2.17m 7'1 1/2"	2.59m 8'6"	CENTRE	175 R13 94	9.20m	1 Fixed Double 1870 x 1340 (74"x53") at widest point 2 Singles 1905 x 685 (75"x27") or 1 Double 2030 x 1905 (80"x75")
	OSPREY S	4	1340kg 26.3cwt	1103kg* 21.7cwt	237kg* 4.7cwt	50kg*	5.50m 18' 1/2"	1.90m 6'2 3/4"	6.91m 22'8"	2.17m 7'1 1/2"	2.59m 8'6"	CENTRE	175 R13 94	9.20m	2 Singles 1883 x 685 (74"x27") or 1 Double 2030 x 1905 (80"x75") + 1 Single 1830 x 590 (72"x23") + 1 Single Bunk 1720 x 540 (68"x21")
	OSPREY L	4	1340kg 26.3cwt	1103kg* 21.7cwt	237kg* 4.7cwt	50kg*	5.50m 18' 1/2"	1.90m 6'2 3/4"	6.91m 22'8"	2.17m 7'1 1/2"	2.59m 8'6"	CENTRE	175 R13 94	9.20m	1 Double 2030 x 1375 (80"x54") + 1 Single 1830 x 590 (72"x23") + 1 Single Bunk 1720 x 540 (68"x21")
LAND-RANGER	5500 S	4	1550kg 30.4cwt	1250kg 24.5cwt	300kg 5.9cwt	114kg	5.54m 18'2"	1.96m 6'4"	7.03m 23'3 1/4"	2.22m 7'3"	2.63m 8'7 1/2"	CENTRE	165 R13 82	9.05m	2 Singles 1830 x 660 (72"x26") or 1 Double 2080 x 1830 (82"x72") + 1 Single 1830 x 650 (72"x26") + 1 Single Bunk 1720 x 540 (68"x21")
	5500 L	4	1550kg 30.4cwt	1250kg 24.5cwt	300kg 5.9cwt	114kg	5.54m 18'2"	1.96m 6'4"	7.03m 23'3 1/4"	2.22m 7'3"	2.63m 8'7 1/2"	CENTRE	165 R13 82	9.05m	1 Double 2080 x 1375 (82"x54") + 1 Single 1830 x 650 (72"x26") + 1 Single Bunk 1720 x 540 (68"x21")
	6400 S	4	1725kg 33.9cwt	1460kg 28.7cwt	265kg* 5.2cwt	70kg*	6.44m 21'3 1/2"	1.96m 6'4"	7.94m 26'7"	2.22m 7'3"	2.63m 8'7 1/2"	CENTRE	165 R13 82	9.95m	2 Singles 1905 x 660 (75"x26") or 1 Double 2080 x 1905 (82"x75") + 1 Single 1830 x 650 (72"x26") + 1 Single Bunk 1720 x 540 (68"x21")
	6400 L	4	1725kg 33.9cwt	1460kg 28.7cwt	265kg* 5.2cwt	70kg*	6.44m 21'3 1/2"	1.96m 6'4"	7.94m 26'7"	2.22m 7'3"	2.63m 8'7 1/2"	CENTRE	165 R13 82	9.95m	1 Double 2080 x 1375 (82"x54") + 1 Single 1830 x 650 (72"x26") + 1 Single Bunk 1720 x 540 (68"x21")
	6400 ES	5	1725kg 33.9cwt	1460kg* 28.7cwt	265kg* 5.2cwt	60kg*	6.44m 21'3 1/2"	1.96m 6'4"	7.94m 26'7"	2.22m 7'3"	2.63m 8'7 1/2"	CENTRE	165 R13 82	9.95m	2 Singles 1905 x 660 (75"x26") or 1 Double 2080 x 1905 (82"x75") + 1 Rear Double 2080 x 1375 (82"x54") + 1 Single Bunk 2010 x 540 (79"x21")
	6400 FB	4	1725kg 33.9cwt	1460kg* 28.7cwt	265kg* 5.2cwt	70kg*	6.44m 21'3 1/2"	1.96m 6'4"	7.94m 26'7"	2.22m 7'3"	2.63m 8'7 1/2"	CENTRE	165 R13 82	9.95m	1 Fixed Double 1830 x 1380 (72"x54") 1 Double 2080 x 1375 (82"x54")

**Note:** New descriptions have been used to comply with the European Standard prEN1645-2. M.T.P.L.M (Maximum technically permissible laden mass) replaces Maximum Gross Weight. M.R.O. (Mass in running order) replaces Ex Works Weight. Awning sizes are approximate ground measurements and are only a guide. Approximate bed sizes in millimetres at mattress height. Imperial equivalents are to the nearest inch. Metric Dimensions, imperial equivalents shown for information.

(1) Deduct mass of any optional items fitted from user payload. \* Estimated Weights

Your Avondale authorised distributor is:



Avondale Coachcraft Ltd.

Carlyon Road, Atherstone, Warwickshire, CV9 1JE

Telephone: 01827 715231 Facsimile: 01827 716446

Website: [www.avondalecaravans.co.uk](http://www.avondalecaravans.co.uk)

Avondale Coachcraft Limited is constantly seeking ways by which its range of caravans may be further improved. The company reserves the right to alter specifications of its caravans at any time without notice. The illustrations and descriptions given in this brochure are intended as a general guide only and must not be taken as binding. Avondale Coachcraft Limited does not accept liability and shall not be liable for injury or consequential loss or damage, however caused arising from the illustrations and descriptions in this brochure. Nothing in this brochure shall be deemed to constitute a contract by Avondale Coachcraft Limited.

We would like to thank the following for their assistance in the production of the 2000 Avondale brochure: Cargo HomeShops for interior/exterior props, for details of your nearest branch call: 0990 134950. All photographic models. East Lindsey District Council for their co-operation with location photography at Mablethorpe beach. C.L. Site, Packington Moor Farm, Nr Lichfield, Staffordshire. Tel: 01543 481 223.