






Bailey of Bristol
2000 Range



Welcome to the first Bailey of Bristol portfolio of the new millennium.

To celebrate this landmark Bailey has combined over half a century of experience in caravan manufacture and design with the latest production technology to bring you the ultimate range of touring homes.

Our reputation for setting the standards has been further enhanced by recent customer and retailer surveys which show Bailey as industry leaders for product quality, value for money and after sales service.

The 2000 line-up includes 19 models from the award winning Ranger, Pageant and Senator marques, offering you a layout, a specification and a price to suit your requirements. All new Bailey touring homes come complete with a three year factory backed warranty, unique in this country, giving you the confidence in our standards.

To really appreciate the quality and style of all Bailey tourers we recommend you visit your local Bailey agent, who will be pleased to demonstrate the host of features that make the 2000 range special.





Ranger 500/5



Ranger

Ranger enters the new millennium with the ground-breaking package that has made it the most talked about range of touring homes in the past decade. A comprehensive specification and tasteful styling, combined with an unbearable recommended retail price, make Ranger the definitive 'value for money' tourer.

This season's range has a stunning new exterior with re-designed front and rear ABS panels, a re-engineered gas locker lid, recessed plastic grab handles and bold new graphics. Interiors also receive a major facelift with the introduction of the exciting 'Aztec' velour upholstery supplied with matching carpets, curtains and pelmets to give Ranger a new and vibrant look.

Specification levels remain exceptionally high for a tourer in this price bracket, with a 77 litre Electrolux full width freezer compartment refrigerator, a 3kw Truma heater and a full length door flyscreen fitted as standard throughout.

As you would expect of a market leader, the model line-up consists of seven different layouts and sizes with accommodation to suit a wide range of requirements. Models come complete with a three year factory backed warranty and some of the lightest unladen weights around. All this and a breath-takingly low recommended retail price, means Ranger, the caravan of the 1990's, will be leading the way into the next century.



Ranger



Top: The front saloon of the Ranger flagship, the 510/4, in standard 'Aztec' upholstery

Above left: The compact end-kitchen of the Ranger 380/2


Above right: The corner washroom of the Ranger 450/2

New RANGER features for 2000

- > Full height ABS front panel with integral grab handles
- > Reinforced gas bottle locker swing up lid
- > Full height ABS rear panel with integral light cluster
- > Circular halogen ceiling lighting
- > Distinctive Ranger design graphics



The fully equipped kitchen of the Ranger 500/5

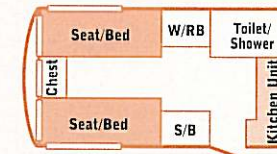


The rear dinette of the Ranger 440/4



Looking astern the popular Ranger 500/5

380/2 2 Berth



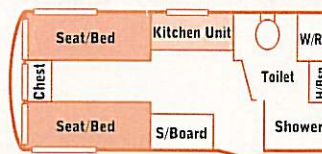
440/4 4 Berth



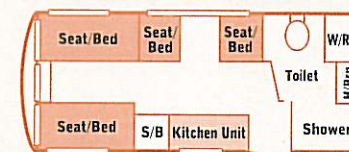
450/2 2 Berth



460/2 2 Berth



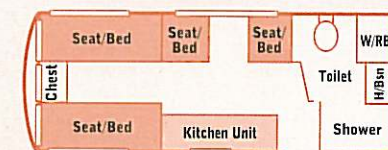
470/4 4 Berth



500/5 5 Berth



510/4 4 Berth



- > Truma 3002 3kw heater with Ultraheat system & silent running night setting
- > Truma Ultratherm and blown air distribution system
- > Whale Watermaster water inlet and submersible pump
- > 'Aztec' velour upholstery with matching lined curtains, pelmets and scatter cushions
- > Optional Remi-Top sun roof



Pageant

As the longest established brand in the Bailey of Bristol portfolio, Pageant has become the firm favourite of the committed caravanner, synonymous with the features which enable the discerning enthusiast to enjoy regular and extended usage throughout the season.

To celebrate the dawning of a new era Pageant has received the most significant upgrade in its 19 year history whilst remaining true to the principles of classic styling and technical excellence. The distinctive exterior looks that have won admiration on site and on the road are further enhanced with the introduction of streamline flushfit awning rails, new style graphics and millennium badging.

Inside the Pageant equipment levels are boosted with the fitting of the 'Easy Clean' Remi-Top sunroof which increases the feeling of light and space, whilst an Omnivent three speed extractor fan and new Carver 5500 space heater will further enhance owner comfort. The interior trim levels are everything you have come to expect from a Pageant, with a choice of two luxurious upholsteries, colour co-ordinated kitchen appliances plus re-styled reading and ceiling lighting in all models.

The six proven 1999 layouts are supplemented this season with the all new Pageant Bordeaux model featuring a rear fixed bed and an L-shaped kitchen, a new dimension in caravanning comfort for two or four people.



Pageant



The all new layout of the Pageant Bordeaux featuring a rear fixed bed



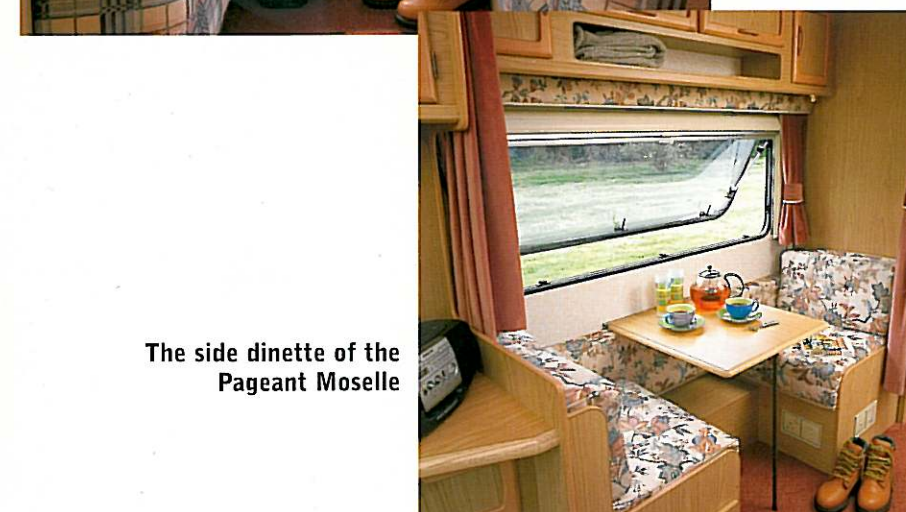
Top: The spacious L-shaped front saloon of the Pageant Moselle in standard 'Begonia' upholstery

Above left: The side kitchen of the Pageant Champagne

Above right: The luxurious end washroom of the popular two berth Pageant Imperial



The front dinette of the Pageant Majestic in optional 'Trafalgar' upholstery



The side dinette of the Pageant Moselle

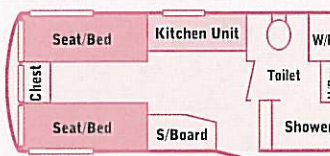
Majestic 2 Berth



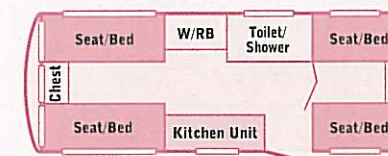
Magenta 2 Berth



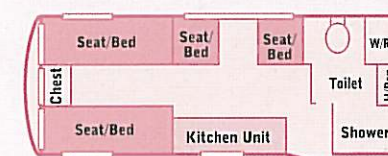
Imperial 2 Berth



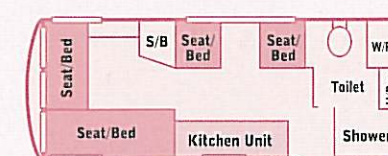
Auvergne 5 Berth



Champagne 4 Berth

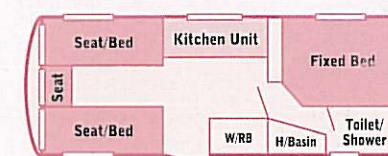


Moselle 4 Berth



NEW LAYOUT

Bordeaux 4 Berth



New PAGEANT features for 2000

- > Distinctive Pageant design graphics with additional 3-D resin badging
- > Circular halogen ceiling lighting
- > New style 230v reading lights
- > Carver 5500 Space heater with automatic ignition, silent running night setting & combination gas/electric operation

- > Stylish washroom vanity unit
- > Whale Watermaster water inlet with in-line filter and submersible pump
- > Padded oval mirror (not Majestic, Auvergne, Bordeaux)
- > Remi-Top sun roof
- > Omnivent dual action rooflight mounted extractor fan
- > Additional halogen downlighters above kitchen and dresser units



Senator Montana



Senator


Hailed as a triumph by public and press alike, the award winning Senator goes from strength to strength with exciting new changes for the forthcoming season.

The popular California and Montana models are joined by the award winning Colorado layout, offering a spacious two or four berth solution for long distance touring. The success of the limited edition Regency range demands the inclusion of the most prized elements into this year's Senator line-up. Two new single axle end washroom models, the two berth Vermont and the four berth Arizona complement the three twin axle layouts to give a wider range of people a chance to experience the pinnacle in touring home style and luxury.


With the design expertise used to gain the 1999 Thetford Washroom of the year award, end washrooms come in a fabulous new layout. A circular style shower cubicle and roller door, swivel Thetford toilet cassette and combination sink and vanity table unit flanked by complementary wardrobe units combine to give unsurpassed levels of comfort and functionality.

Outside, the distinctive Senator body shell and harmonised graphics package will gain many admiring glances and inside aircraft style lockers, brushed steel kitchen appliances and fittings plus three sumptuous soft furnishing options combine to give Senator that unmistakable touch of class.

An already comprehensive equipment manifesto is boosted by the introduction of an 'Easy Clean' Remi-Top sun roof and an Omnivent three speed extractor fan. All supplied at a competitive retail price, meaning there is no better time to change to Senator - the caravan you have always promised yourself.



Senator



Top: The front dinette of the new single axle Senator Vermont in optional 'Darwin' upholstery

Above left: The fully equipped kitchen of the Senator Montana

Above right: The L-shaped front saloon of the five berth Senator Montana in optional 'Trinity' upholstery

New SENATOR features for 2000

- > Carver 5500 space heater with automatic ignition, silent running night setting & combination gas/electric operation
- > Stylish washroom vanity unit
- > Large sink/drain in brushed steel
- > Domestic style sprung locker hinges
- > Remi-Top sun roof



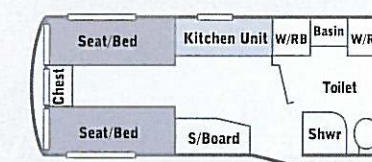
Above and left: The new end washroom of the Senator California featuring a luxurious vanity unit and the latest circular shower cubicle



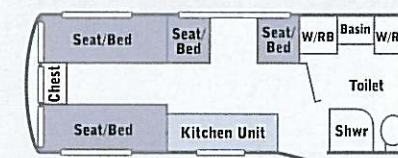
Looking to the rear of the award winning Senator Colorado layout

- > Shower units with sliding circular door (end washroom layouts only)
- > Spinflo Caprice combined 4-burner hob/grill and domestic style glass fronted oven with spark ignition and flame failure device in brushed steel
- > Chrome finish ceramic ball kitchen mixer taps
- > Omnivent dual action rooflight mounted extractor fan
- > Whale Watermaster water inlet with in-line filter and submersible pump

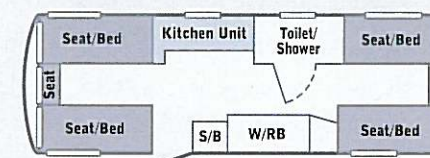
NEW LAYOUT Vermont 2 Berth



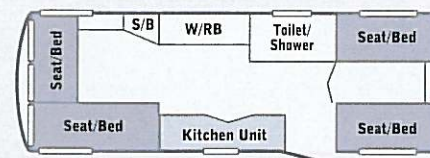
NEW LAYOUT Arizona 4 Berth



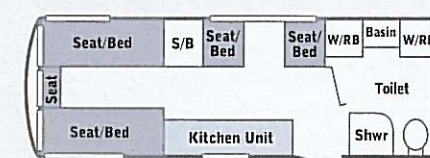
Colorado 4 Berth



Montana 5 Berth



NEW LAYOUT California 4 Berth



2000 Range

PRODUCT FEATURES



Electrolux 77 Litre Fridge
- Ranger and Pageant



New Ranger Graphics




Full Length Door Flyscreen
- All Models




New Full Height
ABS Front Panel
- Ranger



New Full Height ABS Rear Panel
- Ranger



New Pageant 3-D Graphics



New Style Reading Lights
- Ranger and Pageant



New Circular Halogen Ceiling Lighting
- All Models



Truma 3002 Space Heater - Ranger



Whale Watermaster System - All models



Thetford Toilet Cassette with Integrated
Header Tank - All Models




Country Leisure Caprice Four
Burner Hob, Grill and Domestic
Style Oven in Brushed Steel
- Senator



Status TV Aerial - All Models



New Carver 5500 Turbo Space Heater
- Pageant and Senator



New Senator 3-D Graphics



New Omnivent Extractor Fan
- Pageant and Senator



New Padded Oval Mirror
- Pageant and Senator



Aircraft Storage Lockers with New
Domestic Style Hinges - Senator



New Remi-Top Sun Roof - Standard in Pageant
and Senator, Optional in Ranger



Brushed Steel Kitchen Sink and Chrome
Coloured Mixer Taps - Senator



Stereo CD/Radio - Senator

The Bailey 3 Year Warranty is offered subject to the following simple conditions:

1. The duration of this warranty is 36 months from the date of purchase.
 2. That the seams, joints and panels requiring repair are part of the original construction of the tourer and have not been tampered with or repaired otherwise than by Bailey Caravans Limited or an authorised Bailey dealer.
 3. That an authorised Bailey dealer has inspected the tourer annually from the date of purchase as new (or within 6 weeks of each anniversary of purchase).
 4. That original VAT invoices be retained as proof those annual inspections have been carried out.
 5. That in the event of any repairs being identified as being necessary during the course of an annual inspection the tourer is made available to an authorised Bailey dealer or Bailey Caravans Limited within 6 weeks for the purpose of carrying out the repair work.
 6. No repairs, including the fitting of any replacement unit, may be undertaken or commenced under the terms of the agreement unless authorisation is obtained by an authorised Bailey retailer from Bailey Caravans Limited. No liability will exist with regard to any claims not authorised in this way.
 7. Bailey Caravans Limited reserve the right to examine the tourer before any repairs commence or any replacement part fitted.
 8. No liability will be accepted for damage caused by neglect, corrosion, intrusion of foreign or deleterious matter, lack of servicing, overheating, freezing or abuse or the continued use of the tourer after a fault has become evident or for the consequential loss or damage to parts not covered by this agreement.
 9. That tourers covered by this agreement shall not be put out to hire, reward or any other commercial use in any timed competition race.
 10. That the tourer shall be used only for its ordinary and intended purpose and shall not be subjected to any treatment or conditions which could reasonably be foreseen to cause or result in damage to the tourer or excessive wear and tear.
 11. That the tourer registration card shall have been sent to Bailey Caravans Limited within 6 weeks of its purchase as new.
 12. That private cars, or 4x4 type vehicles substituting as private cars, shall have only towed the tourer.
 13. This agreement is personal to the purchaser of the tourer as new from an authorised Bailey dealer or their authorised representative and shall not be transferable by way of assignment, novation or otherwise.
 14. Bailey Caravans Limited's liability under this agreement shall be limited to supplying labour and materials of a value not exceeding £2,500 including VAT in respect of each claim or series of claims. No liability arises out of this agreement for consequential costs or damage or for repair costs (other than labour materials).
 15. No liability will be accepted for any accidental or fire damage or any losses incurred by accident or fire.
 16. No liability will be accepted for transport costs to and from point of repair or consequential cost relating to transportation.
 17. No liability of any kind exists in respect of third parties or bodily injury.
- This agreement does not affect the purchaser's statutory rights.

3 year WARRANTY

When you are making key purchasing decisions do you look for products backed up by a comprehensive package of After Sales support and a history of reliability?

Bailey of Bristol believe you do and that is why we offer a package of warranty cover which is the envy of the touring home industry.

The additional cover that is available is provided at no extra cost to you the customer. It is a factory backed scheme which has been created to give you additional re-assurance in the structure and integrity of the tourer bodyshell, running gear and equipment.

Should you experience the unusual event of something going wrong then your first 'port of call' should be the Bailey Retailer from whom you purchased the tourer. There you should find all the help you need to correct any faults or problems that exist, backed up by the 'down the line' support we give to all approved Bailey Retailers.

Remember, always contact your supplying Retailer first. They will welcome the opportunity to resolve any problems you may encounter.

During the first year of ownership every Bailey Tourer is covered by one of the most complete and comprehensive Warranty schemes available.

For a period of 12 months from the date of purchase Bailey of Bristol offer a comprehensive warranty on all parts and components, as well as full coverage for any manufacturing faults. Many components used by Bailey are manufactured by well known brands (e.g. Electrolux, Carver etc) and these suppliers in turn offer packages of cover in conjunction with your supplying Retailer.

The second and third year of cover extends to these items:

Chassis; all chassis members including outriggers.

Suspension; springs, hangers, shackle pins, bushes, shock absorbers and mountings.

Running Gear; axles, hubs, hub bearings, hub oil seals, road wheels (excluding tyres and tubes).

Braking Systems; all mechanical linkage, backing plates, actuators, drums and shoes. (Exclusions: this warranty does not cover damage to brake drums, shoes or any faults caused through misuse of the braking system or normal wear and tear).

Towing Mechanism; all mechanical components fitted to tourers (excluding electrics).

Body Leaks & Delamination; water ingress through any permanently sealed seam or joints or delamination of panels and floor, being part of the original manufacturer's construction.

Cooker; the cooker unit including burners, grill, oven and flame failure device and igniter.

Fridge; door seal, condenser, gas control valve, gas igniter, flame and failure device, 12 and 240v heater elements, gas thermostat, 240v thermostat, 240v temperature control switch.

Water System; water heater (gas or electric), fresh water tank, water pump, water gauges, taps and shower head.

Auxiliary Electrics; mains hook-up input connector, ELCB, battery charger and distributor unit, interior lighting units (excluding bulbs).

Cassette Toilet; the cassette toilet is covered (excluding seals, valves and glands).

Heating System; thermostat, motor, switches, control unit, gas heater, flame failure device, igniter (excluding ducting and fittings).

The above offer is subject to the conditions opposite. The Warranty offer does not affect your statutory rights.

Warranty Extension - An additional 4 and 5 Year Warranty Package is also available. Please contact your local Bailey Retailer for details.



Upholstery Options

Ranger

Standard
Aztec velour upholstery



Pageant

Optional
Trafalgar velour upholstery



Standard
Begonia jacquard upholstery



Senator


Standard
Trafalgar velour upholstery



Optional
Trinity woven jacquard upholstery



Optional
Darwin jacquard upholstery



Technical SPECIFICATION

RANGER

EXTERIOR

- Al-ko galvanised chassis with Euro-axle
- Fully insulated walls, floor and roof to grade II classification of EN1645-1
- Exterior door with window & window blind
- Fitted double glazed windows throughout
- Stylish wheel trims
- Exterior access battery box
- Dedicated gas bottle storage compartment
- Awning light
- Status TV aerial and booster

New for 2000

- NEW Full height ABS front panel with integral grab handles
- NEW Reinforced gas bottle locker swing up lid
- NEW Full height ABS rear panel with integral light cluster
- NEW Reinforced plastic rear grab handles
- NEW and distinctive Ranger design graphics

ELECTRICAL SYSTEM

- Mains electrics with two 230v sockets
- TV station with 230v/12v/aerial sockets
- 12v and 230v reading lights
- Switch mode battery charger with 12 amps output
- RCD/MCB protection for mains electric system
- 12v fluorescent lighting system
- 25 metre mains connecting lead

New for 2000

- NEW Circular halogen ceiling lighting
- NEW style 230v reading lights

HEATING SYSTEM & WATER SYSTEM

- Truma Ultrastore water heater (gas/electric operation)
- Thetford cassette toilet with integrated header tank (Swivel unit on separate shower washroom models)
- Inboard pressurised hot and cold fresh water system with reinforced hoses
- Large size waste outlets routed to rear of tourer
- Fully fitted shower, vanity unit, wall mirrors and integral storage

New for 2000

- NEW Truma 3002 3kw heater with Ultraheat system & silent running night setting
- NEW Truma Ultratherm and blown air distribution system
- NEW Whale Watermaster water inlet and submersible pump
- NEW Shower plinth (end washroom models only)
- NEW Centrally located Gas appliance tap manifold

KITCHEN EQUIPMENT

- Electrolux RM4270 77 litre refrigerator with full width freezer compartment
- Spinflo Caprice combined 4 burner hob/grill and domestic style glass fronted oven plus flame failure device
- Large sink/drainage in vitreous enamel
- Dedicated cutlery and crockery storage

FURNITURE & SOFT FURNISHINGS

- Free standing table with dedicated storage (not 470/4)
- Pull out roller slatted bed
- Fully slatted bed box tops

- Real wood framed locker doors
- Chest of drawers with fold over coffee table
- Interior sprung upholstery & luxury carpet

New for 2000

- NEW 'Aztec' velour upholstery with matching lined curtains, pelmets and scatter cushions
- NEW Green coloured luxury fitted carpet

GENERAL EQUIPMENT

- Flyscreen and sunblind to all principal windows
- Flyscreen and sunblind to 4 way rooftop in saloon
- Full length flyscreen to exterior door
- Analogue clock

New for 2000

- NEW Optional Remi-Top sun roof

SECURITY

- Selectamark electronic tagging
- Single key operation on all exterior doors
- Vin No. etched to all exterior windows
- Vin No. stamped in chassis member

BED SIZES

- 380/2** - Front saloon 6'8" x 4'7" or 2 @ 6'2" x 2'3"
- 440/4** - Front saloon 6'8" x 4'4" or 2 @ 5'11" x 2'3", Rear single 6'8" x 2'3", Rear o'head bunk 6'8" x 1'11"
- 450/2** - Front saloon 6'8" x 4'6" or 2 @ 6'1" x 2'3"
- 460/2** - Front saloon 6'8" x 4'6" or 2 @ 6'1" x 2'3"
- 470/4** - Front saloon 6'8" x 4'2", Side single 5'7" x 2'0", Side o'head bunk 5'5" x 2'0"
- 500/5** - Front saloon 6'8" x 4'4" or 2 @ 5'11" x 2'3", Rear double 6'8" x 4'0", Rear o'head bunk 6'8" x 1'11"
- 510/4** - Front saloon 6'8" x 4'7" or 2 @ 6'1" x 2'3", Side single 5'9" x 2'0", Side o'head bunk 5'11" x 2'0"

PAGEANT

EXTERIOR

- Al-ko galvanised chassis with Euro-axle
- Fully insulated walls, floor and roof to grade II classification of EN1645-1
- Exterior door with window & window blind
- Full height front panel in GRP plastic
- Chassis mounted spare wheel carrier
- Polyplastic rounded windows
- Reinforced gas bottle locker swing up lid
- Rear full height acrylic capped ABS panel with twin high level brake lights
- Stylish wheel trims
- Wrap around rear light clusters with integral rear triangle
- Exterior access battery box
- Dedicated gas bottle storage compartment
- Awning light
- Status TV aerial and booster

New for 2000

- NEW Reinforced plastic rear grab handles
- NEW Flush fitting streamline awning rails
- NEW and distinctive Pageant design graphics with additional 3-D resin badging
- NEW Exterior access wet locker (Bordeaux)

ELECTRICAL SYSTEM

- Mains electrics with three 230v sockets
- TV station with 230v/12v/aerial sockets
- 12v and 230v reading lights
- Switch mode battery charger with 12 amps output
- RCD/MCB protection for mains electric system
- 12v fluorescent lighting system
- 25 metre mains connecting lead

New for 2000

- NEW Circular halogen ceiling lighting
- NEW Additional halogen downlighters above kitchen and dresser units
- NEW Additional 12v reading lights
- NEW style 230v reading lights

HEATING SYSTEM & WATER SYSTEM

- Carver blown air distribution system
- Inboard pressurised hot and cold fresh water system with reinforced hoses
- Carver Cascade GE plus Rapide water heater (gas/electric operation)
- Thetford cassette toilet with integrated header tank (Swivel unit on separate shower washroom models)
- Large size waste outlets routed to the rear of tourer

- Fully fitted shower, vanity unit, wall mirrors and integral storage

New for 2000

- NEW Carver 5500 Space heater with automatic ignition, silent running night setting and combination gas/electric operation
- NEW Stylish washroom vanity unit
- NEW Shower plinth (end washroom models only)
- NEW Whale Watermaster water inlet with in-line filter and submersible pump
- NEW Centrally located Gas appliance tap manifold

KITCHEN EQUIPMENT

- Electrolux RM 4271 77 litre refrigerator with full width freezer compartment
- Ceramic ball kitchen mixer taps
- Spinflo Caprice combined 4 burner hob/grill and domestic style glass fronted oven with spark ignition & flame failure device
- Large sink/drainage in vitreous enamel
- Dedicated cutlery and crockery storage

FURNITURE & SOFT FURNISHINGS

- Free standing table with dedicated storage
- Pull out roller slatted bed
- Fully slatted bed box tops

- Drop down flaps on large bed box fronts
- Real wood framed furniture doors
- Deluxe chest of drawers with fold out table (not Moselle)
- Interior sprung upholstery and deep pile carpet
- Standard 'Begonia' jacquard upholstery with matching lined curtains, pelmet covers & bolster cushions

New for 2000

- NEW Optional 'Trafalgar' velour upholstery with matching lined curtains, pelmet covers and bolster cushions
- NEW Russet coloured deep pile fitted carpet
- NEW Padded oval mirror (not Majestic, Auvergne, Bordeaux)

GENERAL EQUIPMENT

- Flyscreen and sunblind to all principal windows
- Flyscreen and sunblind to 4 way rooftop in saloon
- Full length flyscreen to exterior door
- Fitted doorwell mat
- Analogue clock

New for 2000

- NEW Remi-Top sun roof

- NEW Omnivent dual action rooftop mounted extractor fan

SECURITY

- Selectamark electronic tagging
- Single key operation on all exterior doors
- Vin No. etched to all exterior windows
- Vin No. stamped in chassis member

BED SIZES

- Majestic** - Front saloon 6'8" x 4'7" or 2 @ 6'2" x 2'3"
- Magenta** - Front saloon 6'8" x 4'6" or 2 @ 6'1" x 2'3"
- Imperial** - Front saloon 6'8" x 4'7" or 2 @ 6'2" x 2'3"
- Auvergne** - Front saloon 6'8" x 4'6" or 2 @ 6'0" x 2'3", Rear double 6'8" x 4'4", Rear o'head bunk 6'8" x 1'11"
- Champagne** - Front saloon 6'8" x 4'3" or 2 @ 5'10" x 2'3", Side single 5'11" x 2'0", Side o'head bunk 5'9" x 2'0"
- Moselle** - Front saloon 6'8" x 4'5", Side single 5'11" x 2'0", Side o'head bunk 5'9" x 2'0"
- Bordeaux** - Front saloon 6'8" x 4'5", Rear fixed bed 6'4" x 4'6"

SENATOR

EXTERIOR

- Al-ko galvanised chassis with Euro-axle
- Fully insulated walls, floor and roof to grade II classification of EN1645-1
- Exterior door with window & window blind
- Rear full height acrylic capped ABS panel
- Rear roof spoiler with high level brake light
- Stylish wheel trims
- One piece GRP front panel with elegant high line profile
- Polyplastic rounded windows
- Reinforced gas bottle locker swing up lid
- External gas barbecue point
- Chassis mounted wheel carrier with spare wheel and tyre
- Exterior access battery box
- Wrap around rear light clusters with integral warning triangle
- Dedicated gas bottle storage compartment
- Awning light
- Status TV aerial and booster

New for 2000

- NEW Reinforced plastic rear grab handles
- NEW Flush fitting streamline awning rails
- NEW and distinctive Senator design graphics with 3-D resin badging

ELECTRICAL SYSTEM

- Mains electrics with three 230v sockets
- TV station with 230v/12v/aerial sockets
- 12v and 230v reading lights
- Switch mode battery charger with 12 amps output
- Circular halogen roof lights
- RCD/MCB protection for mains electric system
- 25 metre mains connecting lead
- 230 volt exterior mains socket

New for 2000

- NEW Additional 12v reading lights
- NEW style 230v reading lights

HEATING SYSTEM & WATER SYSTEM

- Carver blown air distribution system
- Inboard pressurised hot and cold fresh water system with reinforced hoses
- Large size waste outlets routed to the rear of tourer
- Carver Cascade GE plus Rapide water heater (gas/electric operation)
- Thetford cassette toilet with integral header tank (Swivel unit on separate shower washroom models)
- Luxury fully fitted bathroom suite with matching shower, vanity unit, wall mirrors and integral storage

New for 2000

- NEW Carver 5500 space heater with automatic ignition, silent running night setting and combination gas/electric operation
- NEW Shower units with sliding circular door (end washroom layouts only)
- NEW Stylish washroom vanity unit
- NEW Whale Watermaster water inlet with in-line filter and submersible pump
- NEW Centrally located Gas appliance switch manifold

KITCHEN EQUIPMENT

- Electrolux RM 4291 86 litre refrigerator with electronic ignition and full width freezer compartment
- Colour co-ordinated fold up work tops with finished edges
- Dedicated cutlery and crockery storage

New for 2000

- NEW Large sink/drainage in brushed steel
- NEW Spinflo Caprice combined 4-burner hob/grill and domestic style glass fronted oven with spark ignition and flame failure device in brushed steel
- NEW Chrome finish ceramic ball kitchen mixer taps
- NEW Domestic style storage locker hinges

FURNITURE & SOFT FURNISHINGS

- Free standing table with dedicated storage
- Solid wood ash framed furniture doors
- Pull out roller slatted bed
- Aircraft style overhead storage lockers
- Fully slatted bed box tops
- Drop down flaps on large bed box fronts
- Interior sprung upholstery and deep pile carpet

New for 2000

- NEW Standard 'Trafalgar' velour upholstery with matching lined curtains, pelmet covers and bolster cushions
- NEW Optional 'Darwin' jacquard upholstery with matching lined curtains, pelmet covers and bolster cushions
- NEW Optional 'Trinity' woven jacquard upholstery with matching lined curtains, pelmet covers and bolster cushions
- NEW Domestic style sprung locker hinges

GENERAL EQUIPMENT

- Flyscreen and sunblind to all principal windows
- Flyscreen and sunblind to 4 way rooftop in saloon
- Stereo CD/Radio
- Full length flyscreen to exterior door
- Fitted doorwell mat
- Analogue clock

RANGER

380/2

2	3.759m 12'4"	5.249m 17'3"	2.19m 7'2"	2.71m 8'10"	1.90m 6'3"	175 R13 4 ply	795cm	1000kg 19.7cwt	788kg 15.5cwt	82kg 1.6cwt	100kg 2.0cwt	30kg 0.6cwt	212kg 4.2cwt
---	-----------------	-----------------	---------------	----------------	---------------	------------------	-------	-------------------	------------------	----------------	-----------------	----------------	-----------------

440/4

4	4.435m 14'7"	5.925m 19'6"	2.19m 7'2"	2.71m 8'10"	1.90m 6'3"	165 R13 6 ply	867cm	1137kg 22.4cwt	888kg 17.5cwt	82kg 1.6cwt	136kg 2.7cwt	31kg 0.6cwt	249kg 4.9cwt
---	-----------------	-----------------	---------------	----------------	---------------	------------------	-------	-------------------	------------------	----------------	-----------------	----------------	-----------------

450/2

2	4.547m 14'11"	6.037m 19'10"	2.19m 7'2"	2.71m 8'10"	1.90m 6'3"	165 R13 6 ply	873cm	1107kg 21.8cwt	882kg 17.4cwt	82kg 1.6cwt	112kg 2.2cwt	31kg 0.6cwt	225kg 4.4cwt
---	------------------	------------------	---------------	----------------	---------------	------------------	-------	-------------------	------------------	----------------	-----------------	----------------	-----------------

460/2

2	4.547m 14'11"	6.037m 19'10"	2.19m 7'2"	2.71m 8'10"	1.90m 6'3"	165 R13 6 ply	873cm	1098kg 21.6cwt	871kg 17.1cwt	74kg 1.5cwt	122kg 2.4cwt	31kg 0.6cwt	227kg 4.5cwt
---	------------------	------------------	---------------	----------------	---------------	------------------	-------	-------------------	------------------	----------------	-----------------	----------------	-----------------

470/4

4	4.731m 15'6"	6.221m 20'5"	2.19m 7'2"	2.71m 8'10"	1.90m 6'3"	165 R13 6 ply	896cm	1159kg 22.8cwt	909kg 17.9cwt	74kg 1.5cwt	144kg 2.8cwt	32kg 0.6cwt	250kg 4.9cwt
---	-----------------	-----------------	---------------	----------------	---------------	------------------	-------	-------------------	------------------	----------------	-----------------	----------------	-----------------

500/5

5	5.032m 16'6"	6.522m 21'5"	2.19m 7'2"	2.71m 8'10"	1.90m 6'3"	175 R13 6 ply	928cm	1233kg 24.3cwt	965kg 19.0cwt	82kg 1.6cwt	152kg 3.0cwt	34kg 0.7cwt	268kg 5.3cwt
---	-----------------	-----------------	---------------	----------------	---------------	------------------	-------	-------------------	------------------	----------------	-----------------	----------------	-----------------

510/4

4	5.159m 16'11"	6.649m 21'10"	2.19m 7'2"	2.71m 8'10"	1.90m 6'3"	175 R13 6 ply	942cm	1211kg 23.8cwt	970kg 19.1cwt	74kg 1.5cwt	133kg 2.6cwt	34kg 0.7cwt	241kg 4.7cwt
---	------------------	------------------	---------------	----------------	---------------	------------------	-------	-------------------	------------------	----------------	-----------------	----------------	-----------------

PAGEANT

Majestic

2	4.115m 13'6"	5.781m 19'0"	2.19m 7'2"	2.71m 8'10"	1.90m 6'3"	165 R13 6 ply	836cm	1142kg 22.5cwt	901kg 17.7cwt	81kg 1.6cwt	110kg 2.2cwt	50kg 1.0cwt	241kg 4.7cwt
---	-----------------	-----------------	---------------	----------------	---------------	------------------	-------	-------------------	------------------	----------------	-----------------	----------------	-----------------

Magenta

2	4.547m 14'11"	6.213m 20'5"	2.19m 7'2"	2.71m 8'10"	1.90m 6'3"	165 R13 6 ply	873cm	1200kg 23.6cwt	948kg 18.7cwt	81kg 1.6cwt	121kg 2.4cwt	50kg 1.0cwt	252kg 5.0cwt
---	------------------	-----------------	---------------	----------------	---------------	------------------	-------	-------------------	------------------	----------------	-----------------	----------------	-----------------

Imperial

2	4.731m 15'6"	6.397m 21'0"	2.19m 7'2"	2.71m 8'10"	1.90m 6'3"	165 R13 6 ply	892cm	1201kg 23.6cwt	960kg 18.9cwt	73kg 1.4cwt	118kg 2.3cwt	50kg 1.0cwt	241kg 4.7cwt
---	-----------------	-----------------	---------------	----------------	---------------	------------------	-------	-------------------	------------------	----------------	-----------------	----------------	-----------------

Auvergne

5	5.258m 17'3"	6.924m 22'9"	2.19m 7'2"	2.71m 8'10"	1.90m 6'3"	175 R13 6 ply	943cm	1340kg 26.4cwt	1069kg 21.0cwt	81kg 1.6cwt	140kg 2.8cwt	50kg 1.0cwt	271kg 5.3cwt
---	-----------------	-----------------	---------------	----------------	---------------	------------------	-------	-------------------	-------------------	----------------	-----------------	----------------	-----------------

Champagne

4	5.258m 17'3"	6.924m 22'9"	2.19m 7'2"	2.71m 8'10"	1.90m 6'3"	175 R13 6 ply	943cm	1314kg 25.9cwt	1044kg 20.6cwt	73kg 1.4cwt	147kg 2.9cwt	50kg 1.0cwt	270kg 5.3cwt
---	-----------------	-----------------	---------------	----------------	---------------	------------------	-------	-------------------	-------------------	----------------	-----------------	----------------	-----------------

Moselle

4	5.258m 17'3"	6.924m 22'9"	2.19m 7'2"	2.71m 8'10"	1.90m 6'3"	175 R13 6 ply	943cm	1297kg 25.5cwt	1038kg 20.4cwt	73kg 1.4cwt	136kg 2.7cwt	50kg 1.0cwt	259kg 5.1cwt
---	-----------------	-----------------	---------------	----------------	---------------	------------------	-------	-------------------	-------------------	----------------	-----------------	----------------	-----------------

Bordeaux

4	5.258m 17'3"	6.924m 22'9"	2.19m 7'2"	2.71m 8'10"	1.90m 6'3"	175 R13 6 ply	943cm	1303kg 25.6cwt	1044kg 20.6cwt	73kg 1.4cwt	136kg 2.7cwt	50kg 1.0cwt	259kg 5.1cwt
---	-----------------	-----------------	---------------	----------------	---------------	------------------	-------	-------------------	-------------------	----------------	-----------------	----------------	-----------------

SENATOR

Vermont

2	4.842m 15'9"	6.488m 21'4"	2.19m 7'2"	2.71m 8'10"	1.90m 6'3"	175 R13 6 ply	906cm	1317kg 25.9cwt	1049kg 20.6cwt	102kg 2.0cwt	136kg 2.7cwt	30kg 0.6cwt	268kg 5.3cwt
---	-----------------	-----------------	---------------	----------------	---------------	------------------	-------	-------------------	-------------------	-----------------	-----------------	----------------	-----------------

Arizona

4	5.389m 17'7"	7.055m 23'1"	2.19m 7'2"	2.71m 8'10"	1.90m 6'3"	185 R13 6 ply	956cm	1431kg 28.2cwt	1146kg 22.6cwt	102kg 2.0cwt	153kg 3.0cwt	30kg 0.6cwt	285kg 5.6cwt
---	-----------------	-----------------	---------------	----------------	---------------	------------------	-------	-------------------	-------------------	-----------------	-----------------	----------------	-----------------

Colorado

4	5.944m 19'6"	7.610m 25'0"	2.19m 7'2"	2.71m 8'10"	1.90m 6'3"	155 R13 4 ply	1015cm	1562kg 30.7cwt	1250kg 24.6cwt	110kg 2.2cwt	172kg 3.4cwt	30kg 0.6cwt	312kg 6.1cwt
---	-----------------	-----------------	---------------	----------------	---------------	------------------	--------	-------------------	-------------------	-----------------	-----------------	----------------	-----------------


Montana

5	5.944m 19'6"	7.610m 25'0"	2.19m 7'2"	2.71m 8'10"	1.90m 6'3"	155 R13 4 ply	1015cm	1584kg 31.2cwt	1271kg 25.0cwt	110kg 2.2cwt	173kg 3.4cwt	30kg 0.6cwt	313kg 6.2cwt
---	-----------------	-----------------	---------------	----------------	---------------	------------------	--------	-------------------	-------------------	-----------------	-----------------	----------------	-----------------

California

4	5.944m 19'6"	7.610m 25'0"	2.19m 7'2"	2.71m 8'10"	1.90m 6'3"	155 R13 4 ply	1015cm	1550kg 30.5cwt	1256kg 24.7cwt	102kg 2.0cwt	162kg 3.2cwt	30kg 0.6cwt	294kg 5.8cwt
---	-----------------	-----------------	---------------	----------------	---------------	------------------	--------	-------------------	-------------------	-----------------	-----------------	----------------	-----------------

Note: A tolerance in the Mass in Running Order has been allowed for in the calculations of Payload margins.



Bailey of Bristol

SOUTH LIBERTY LANE
BRISTOL BS3 2SS
ENGLAND

Your Local Bailey Retailer

Whilst every attempt is made within this brochure to accurately reflect and describe our 2000 range of home market tourers (purchased and stored on the mainland and used for leisure purposes) our policy of continued improvement and changes in market and supply conditions mean that we reserve the right to alter specifications without further notice. In this brochure some of the photographs may feature items which are not included in the tourer specification – your Bailey retailer will confirm these and all specification details prior to you making your purchasing decision. Bailey retailers sell our products of their own choice and not as agents of Bailey. They are therefore unable to bind Bailey or make any representation or undertaking whatsoever on behalf of Bailey Caravans Ltd. Colour reproduction is subject to the limitations of the production process. Some materials used in the production of our tourers can result in a variation to the figures quoted in respect of measurements and weights. All data is calculated using metric weights and measurements. The imperial figures quoted are conversions thereof. The tourers in this brochure conform to the European norms EN1645-1, EN1645-2, EN1648-1 & EN721 and to the British Standards for Touring Homes BS5482 (Part II) & BS6765 (Part IV). E & O.E. The touring homes detailed in this brochure are designated by their model year. The model year runs from 1st September to the 31st August. 2000 models are despatched by Bailey to approved retailers from 1st September 1999.

Thanks to the following for their help in producing this brochure: Westonbirt Arboretum, Tetbury, Glos. GL8 8QS Tel 01666 880220, Hyundai, Jeep.

Design: TRM Communications, Bristol. Photography: Simon M. Dodd. Print: Lawrence Allen, Weston-super-Mare.