

**YOUR 1ST CHOICE FOR
MORE CHOICE**

- ✓ OVER 300 CARAVANS ON SHOW
- ✓ INDOOR & SEASONAL OUTDOOR CAMPING DISPLAY
- ✓ AWNING DISCOUNT CENTRE
- ✓ ACCESSORIES SUPERMARKET
- ✓ 5 STAR SERVICE CENTRE & REPAIR WORKSHOPS
- ✓ FINANCE & INSURANCE (SUBJECT TO STATUS)

**GUARANTEED A
WARM WELCOME**

HIGHBRIDGE

Caravan and Camping Centre

**OPEN 7 DAYS
A WEEK**



01278 782725

A38, BRISTOL RD, HIGHBRIDGE, SOMERSET, TA9 4EX
www.highbridge-caravans.co.uk

B
Bessacarr
Caravans

2002 SERIES

Individually Styled, Beautifully Built





BESSACARR CARAVANS

Comfortable, luxurious and elegant, the Cameo collection of single and twin axle tourers provides an exquisite combination of unsurpassable style and finesse. Offering an enviable blend of unparalleled beauty and quality engineering, this desirable four-model range has a unique appeal.

From the classical lines of the individually styled exteriors to the exclusive allure of the crafted interiors, Cameo's distinctive offering of designer luxury is without equal or compromise.

Quality and service are assured with all models backed by a privileged service from specially selected dealers and a comprehensive three-year manufacturer backed SuperSure warranty which together provide the greatest luxury of all - the freedom to tour with total peace of mind.




CAMEO 495 SL



CAMEO 550 GL

CAMEO RANGE



CAMEO 550 GL



CAMEO 550 GL

Enjoying meticulous attention to detail and a high quality finish, the Cameo is in a class of its own. Professionally designed interiors give enviable style to supreme specification. Deluxe rich Cherry Wave furniture, perfectly accentuated by a stylish Arabesque wall covering and Burr walnut laminate promotes a warm, comfortable ambience. Add sumptuous new upholstery featuring new cushion design and you have all the comforts of home.



CAMEO 550 GL

2002 SERIES



CAMEO 550 GL



CAMEO 525 SL

CAMEO RANGE



CAMEO 495 SL



CAMEO 525



CAMEO 495 SL

The Cameo also boasts an impressive equipment level setting a new benchmark in luxury touring.

A microwave oven, luxury flush fitting kitchen with stainless steel Stoves slot in oven, utensil rack, vast Electrolux power fridge, Alde wet central heating (in twin axle models) and the latest in washroom design, leaves little for the imagination - except to imagine yourself relaxing in these luxurious surroundings.





FEATURES



EXTERIOR New for 2002

- Flush-fitting awning light to both sides
- Two Heki sun roofs (625 only)
- Gas strut assisted handbrake
- Seitz S4 framed flush fitting window system, to side and rear windows

- Fully sealed wet locker with 230v external socket
- External access door under fixed beds (625GL only)
- AKS 2700 stabiliser fitted as standard
- Stabilform heavy duty corner steadies
- Hitch cover with courtesy light



- External aerial socket in battery box
- Alloy wheels fitted as standard (13" 550GL & 625GL, 15" 495SL, 525SL)
- Aspen white exterior colour
- One-piece stylish GRP front and rear panels
- Wrap round rear light cluster with stop/tail, fog and reversing lights

- Rear high level brake light
- Gas bottle box with swing up lid with gas strut also featuring moulded gas locker floor for 2 gas cylinders
- External access heated locker (not 625GL)



- Front windows with concealed fittings
- Al-Ko galvanised steel chassis with euro axle
- Low level rubbing stakes incorporating awning skirt channel



- Awning channel on both sides of caravan
- Battery box with mains electrics input battery terminal and restraint strap (excluding battery)
- Heavy duty stainless steel grab handles to front, rear and gas locker door
- Winter fridge vent covers

- Spare wheel stowage including spare wheel and tyre
- Gas barbecue point on nearside
- Side repeater directional indicator lights
- TV aerial and booster
- Telescopic radio aerial with built in amplifier
- Side mounted jacking point with scissor jack
- Exterior quick release door retainer

BODY STRUCTURE

- 44mm bonded floor with styrofoam insulation core
- 32mm fully bonded one-piece roof (except front sweep)
- 25mm bonded side walls with polystyrene insulation core

ELECTRICAL

- Halogen 12v ceiling lights
- Courtesy light in wardrobe and cocktail cabinet
- Exclusive 12v downlights
- 12A switch mode charger/transformer
- Key-fob operated entry light and 12v isolation
- Electrical control panel over exterior door featuring 12v isolation, interior entry switch, alarm, battery and water level indicators



- Halogen down lighting in rear washroom
- Mains lights with dimmer switch control
- Low level floor courtesy and night lighting two way switch from doorway to front beds
- Generous supply of 230v mains sockets (minimum 4 internal and 1 external)
- Two TV stations with 230v/12v aerial connection point (550GL has video storage facility)
- 25 metre on site mains connection lead
- Spark ignition oven/hob and grill unit



- Electronic ignition to fridge
 - Programmable timer thermostat for wet central heating system (550GL and 625GL only)
- WASHROOM, HEATING & PLUMBING
New for 2002
- 495/525/550 Increased lighting to changing area (washroom)
 - New patterned wall covering in buttermilk new kimpton stripe
 - 'Alde' wet central heating systems (550GL and 625GL only)



- Truma 3002A heater and ultra heat blown air (495SL and 525SL only)
- Truma ultra-store water heater (495SL and 525SL only)
- Thetford domestic style swivel electric flush cassette toilet with header tank





- Internal fresh water tank with inspection hatch and internal drain release (8 gallon useable capacity)
- Water system with internal shurflo pump system can draw from either an aquaroll or mains water for summer use, or the internal water

tank for winter use

- Mains water connection facility
- Micro switched semi-rigid piped water system
- Rigid waste hose water system
- Full inboard fresh water plumbing
- Fully sealed shower cubicle with uniquely styled bronze tinted revolving door



KITCHEN New for 2002

- New cream marble laminate in quarry finish
- Deep hardwood edges worktops

- Electrolux 86 litre electronic power fridge (495SL, 550GL and 625GL)
- Electrolux 135 litre power fridge/freezer (525SL only)
- Waste bin concealed in sink unit (model specific)
- Utensil rack in sink unit area (model specific)
- Colour co-ordinated microwave oven



- Stoves stainless steel oven and hob, recessed into kitchen unit
- Stainless steel sink and drainer, recessed into kitchen unit



LOUNGE & DINING AREA

New for 2002

- Deluxe new furniture in rich Cherry Wave woodgrain style
- Birch plywood framed bedtops giving increased strength

- New wall covering in Arabesque
- Dresser has new Formica laminate in Burr Walnut
- Soft furnishings in Maxime mint green chenille finished with contrasting grey piping
- Optional soft furnishings in patterned terracotta red and cream cotton fabric
- Luxury wall to wall fitted carpet
- Satin steel door handles
- Corner display units to front seating area (model specific)
- Heki roof window with flyscreen and night blind
- Re-styled ash framed furniture doors with inlaid cherry wave woodgrain panels
- Stylish rolled edged ash moulding to worktops and tables
- Full width front overhead lockers
- Beech sprung slats to all seats for improved comfort and cushion support
- Sprung upholstery to seats and backrests
- Ergonomically adjusted backrests to front beds
- Four stylish scatter cushions
- Wrap round seating with occasional coffee table or optional chest of drawers with pull-out occasional table



- Roller steel runners to all drawers
- Large free standing table with designated storage locker
- Fitted quartz clock and barometer



- Concealed radio/CD player with speakers and CD storage facility

FITTINGS & EQUIPMENT New for 2002

- Exclusive preformed moulded interior door liner with integral magazine storage and window blind
- Cameo embroidered entrance mat with fitted tray for brush out facility
- Caravan entrance step
- Ladder for upper bunk where fitted
- Wheeled waste water tank
- Isolation taps to all gas appliances



- Secure furniture fixings with bonded wall plates
- Seitz flyscreen and blinds to all windows
- Full exterior door flyscreen with floor protection plate
- Omnivent 3 speed 12v fan and skylight
- Smoke alarm

SECURITY & SAFETY

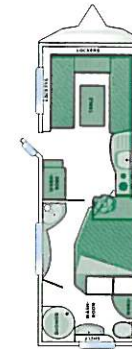
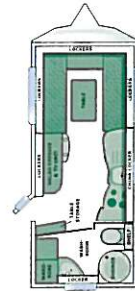
- High security key lock to exterior door, battery compartment and cassette toilet door
- Concealed security data chip within caravan construction
- Identity number etched to windows and stamped on chassis member
- Rear lockable corner steadies (not including locks)
- IDM 2000 alarm system with passive infra red tilt sensor and car to caravan detection
- All models comply with European standards



- 1 Waste bin with swivel lid (model specific)
- 2 Roof locker
- 3 Front occasional table
- 4 Shelves above front bed
- 5 Alloy wheels
- 6 New base cushions
- 7 Blind and flynet cassette
- 8 Thetford cassette toilet
- 9 Omnivent 3 speed fan
- 10 Electrolux fridge
- 11 Exterior wet locker
- 12 Electrolux fridge freezer (525)
- 13 Hitch cover courtesy light
- 14 Heki rooflight
- 15 CD player and storage
- 16 Cocktail cabinet
- 17 Electrical control panel
- 18 Wet central heating boiler (550GL & 625GL)
- 19 Video facility (550GL)



Technical SPECIFICATION



Model	495SL	525SL	550GL	625GL
Berths	2	3 opt 4	3 opt 4	4
Axles	1	1	2	2
Internal Length (at bed box height)	5.09m/16'8"	5.36m/17'7"	5.85m/19'2"	6.35m/20'10"
Overall Width	2.23m/7'4"	2.23m/7'4"	2.23m/7'4"	2.23m/7'4"
Overall Height (inc. TV aerial)	2.80m/9'2"	2.80m/9'2"	2.71m/8'11"	2.71m/8'11"
Overall Length	6.68m/21'11"	6.96m/22'10"	7.45m/24'5"	7.95m/26'1"
Mass in Running Order (inc. 3% tolerance)	1346kg/26.5cwt	1380kg/27.2cwt	1490kg/29.3cwt	1563kg/30.8cwt
Essential Habitation Equipment Payload	115kg/2.3cwt	115kg/2.3cwt	115kg/2.3cwt	115kg/2.3cwt
Personal Effects Payload	108kg/2.1cwt	130kg/2.6cwt	135kg/2.7cwt	140kg/2.8cwt
Optional Equipment Payload	27kg/0.5cwt	47kg/0.9cwt	47kg/0.9cwt	27kg/0.5cwt
Maximum Technical Permissible Laden Mass	1595kg/31.4cwt	1672kg/32.9cwt	1787kg/35.2cwt	1845kg/36.3cwt
Awning A/A Dimension	9.42m/30'11"	9.69m/31'9"	10.18m/33'5"	10.68m/35'0"
Tyre Size	195/70 R15 104	195/70 R15 104	165R13 82	165R13 82
Bed Sizes				
Front Double	205cm x 188cm/ 6'9" x 6'2"*	205cm x 177cm/ 6'9" x 5'10"*	205cm x 188cm/ 6'9" x 6'2"*	205cm x 177cm/ 6'9" x 5'10"*
or one Single	188cm x 71cm/ 6'2" x 2'4"	177cm x 71cm/ 5'10" x 2'4"	188cm x 71cm/ 6'2" x 2'4"	177cm x 71cm/ 5'10" x 2'4"
and one Single	188cm x 71cm/ 6'2" x 2'4"	188cm x 71cm/ 6'2" x 2'4"	188cm x 71cm/ 6'2" x 2'4"	188cm x 71cm/ 6'2" x 2'4"
Rear Double				190cm x 137cm/ 6'3" x 4'6"
Side Single		180cm x 66cm/ 5'11" x 2'2"	180cm x 66cm/ 5'11" x 2'2"	
Optional Bunk		172cm x 56cm/ 5'8" x 1'10"	172cm x 56cm 5'8" x 1'10"	

*Front double bed sizes quoted with wrap round seating

Note: Payloads on all 2002 Bessacarr Caravans Maximum Technical Permissible Laden Mass is the maximum weight all caravans are plated to by the manufacturer to include a normal payload - if you require extra payload, in some cases it may be possible to increase the MTPLM. To do this, you must contact your dealer who will arrange to have a new weight plate supplied by the manufacturer for a charge. If you exceed the MTPLM plated on your Bessacarr tourer you could be liable to prosecution.

2002 SERIES



CAMEO 495 SL



Bessacarr Caravans, Dunswell Road,
Cottingham, East Yorkshire HU16 4JX.
Tel: 01482 847332 Fax: 01482 841042
e-mail: enquiry@swiftleisure.co.uk
web site: www.bessacarrcaravans.co.uk

A MEMBER OF THE SWIFT GROUP



INVESTOR IN PEOPLE



This brochure does not constitute an offer by Swift Group Limited (Swift). Swift reserves the right to alter specifications and prices at any time as materials and conditions demand. Distributors and dealers sell Bessacarr products on their own account and not as agents of Swift. Accordingly, they have no authority to bind Swift or to make any representation or undertaking whatsoever on behalf of Swift.

The touring caravans described in this brochure are designated by their model year. The model year runs from 1 September to 31 August and the despatch of 2002 models will have commenced on or after 1 September 2001.

Issued September 2001

Volvo cars courtesy of Volvo Cars UK Limited.

Exterior photographs taken at Dalemain House, Ullswater, Cumbria