



Sterling  
Caravans  
2003





## Traditional build skills are expertly combined with the latest computer technology

The Sterling name has been recognised and respected since the earliest days of British caravanning; its history dates back over eighty years, building on a wealth of heritage and experience. Today, traditional craftsmanship is expertly combined with the latest computer technology, advanced manufacturing machinery and innovative design ideas that have successfully led to an enviable collection of design awards.

Three distinct ranges, the celebrated Eccles, the definitive twin-axle Eccles Elite and completely redesigned Europa, provide a choice of models to cater for all your touring needs. And this year there is the addition to all models of an AKS 2004 AL-KO stabiliser, which smoothes the ride for safer towing.

With many components built on site, including the tough and durable GRP (Glass Reinforced Plastic) front and rear panels, quality is assured. The ultra modern manufacturing plant combines computer numerically controlled (CNC) machines, state-of-the-art CAD (computer aided design) and

CAM (computer aided manufacture) facilities to produce engineering standards of furniture construction - enjoying the finest quality finish and totally rigid construction that is the envy of the industry.

Safety is top priority and Sterling's commitment is recognised through ISO 9001. Before a prototype is even produced, computer aided design simulates weight distribution and aerodynamics; strict quality control systems follow to ensure each element performs as designed and complies to European standards.

Sterling buys you more than just a tourer, it provides you with a market leading SuperCare aftersales service and 3 year SuperSure manufacturer's warranty, designed to make the ownership of your tourer both enjoyable and trouble-free.

Sterling has an active Owners Club open to all purchasers of a Sterling tourer. Full details can be found by logging on to [www.sterlingcaravanowners.co.uk](http://www.sterlingcaravanowners.co.uk)



# Eccles Elite Key Features

- New AKS 2004 AL-KO stabiliser
- Alloy wheels
- Full stylish GRP front and rear panels with sweeping curves
- New exterior BBQ point
- Sophisticated continental style cushion design in patterned 'Fellini' chenille with co-ordinated plain fabrics
- Decorative curtain poles and continental style curtain complete with integral voile
- New dual fuel hob with 800W electric hot plate and three gas burners
- Utensil rack and pan stand built into feature wall behind kitchen work surface
- Illuminated cocktail cabinet with frosted curved door
- Preformed moulded door liner with integral magazine storage and window blind
- New 12V halogen ceiling lights in stainless steel look
- Fitted speakers, wiring, housing and aerial for easy fitting of the sound system
- 2 Heki roof lights fitted to fixed bed models
- New alarm system with passive infra red sensor, tilt sensor and easy to use key fob operation



Eccles Elite Searcher



Eccles Elite searcher



Eccles Elite Trekker



Eccles Elite Wayfarer





Eccles Elite Searcher



Eccles Elite Searcher



Eccles Elite Trekker



Eccles Elite Trekker



Eccles Elite Trekker

## Eccles Elite


The Sterling Eccles Elite range has been enhanced for 2003 with even more luxury features. Four desirable models make up this stunning twin-axle range which offers the very best in style and space to provide perfectly designed family accommodation. Continuing the Scandinavian theme of the Sterling range, the Eccles Elite revels in an atmosphere of fresh, contemporary style with light wood and airy spaces.

## travel journal




# Eccles Key Features

- New AKS AL-KO 2004 stabiliser
- New 14" polished alloy wheels
- New BBQ point for alfresco cooking
- New 2 Heki roof lights fitted to fixed bed model (Onyx only)
- Full stylish GRP front and rear panels with sweeping curves
- External access wet locker with 230 volts mains socket
- Aircraft-style locker doors with solid Ash edge and contemporary brushed stainless steel look mouldings
- Decorative curtain poles and continental style curtain complete with integral voile
- Resized bed tops with beech sprung slats and cantilever hinged action for easier access
- New dual fuel hob with 800W electric hot plate and three gas burners with electronic ignition
- Utensil rack and pan stand built into feature wall behind kitchen work surface
- Preformed moulded door liner with integral magazine storage and window blind
- New 12v halogen ceiling lights in stainless steel look
- New Omnivent three speed fan and skylight



Luxury loose fit carpet



Door liner with integral magazine storage



Eccles Amber





Eccles Amber

Eccles Amber



Eccles Emerald



Eccles Jewel



Eccles Amber



Eccles Moonstone

# Eccles

With contemporary style, the popular Eccles range continues to build on its critically acclaimed nine model range. Sterling have increased general specification and made subtle but effective layout changes to the Onyx model, which now offers longer front beds and an additional HeKi roof light above the fixed bed giving a panoramic sky view, and increasing the amount of light throughout the entire caravan.



# Europa Key Features

- New AKS AL-KO 2004 stabiliser
- New layout - 525 - end washroom and L-shape front seating
- Revised layout - 490 - longer front beds and 2nd Heki panoramic roof light over fixed bed
- Resized bed tops with beech sprung slats and cantilever hinged action for easier access
- New decorative curtain poles and continental style curtains complete with integral voiles
- New eye level front roof lockers for improved storage
- Superb quality domestic style sprung seats and backrests in soft cream and peach 'Mississippi' chenille fabric
- New stylish rolled edged hardwood mouldings to worktops and tables
- New Italian designed, aircraft style, lightweight upper locker doors
- New dual fuel hob with 800W electric hot plate and three gas burners
- Improved kitchen storage with new landscape window
- New smooth operation steel drawer runners
- 77 litre fridge with full width freezer and electronic ignition
- Access to wardrobe shelving from vanity mirror door in washroom (model specific)

Revised bed tops with beech sprung slats and cantilever action for easier access




Heki large tilting panoramic roof window with flynet and blind



Europa 500





Europa 490



Europa 500



Europa 525





Europa 500

Europa 525



**EUROPA**

Building on its well-earned reputation for unique quality, style and superb value for money, the Europa range boasts a totally new look. Heightened specification, a stunning new soft furnishings scheme, improved storage and an exciting new model layout - the 525 - as well as a revised layout for the 490 with longer front beds, gives family caravanning a new dimension.

  CZMM

Sape du Jour  
 ou  
 Escargots  
 Coq au vin  
 Plateau de Fromages  
 ou  
 Crème brûlée  
 Café



Europa 525



# Eccles Elite features

## EXTERIOR

### New for 2003

- Barbecue point
- 13" alloy wheels
- GRP back panel incorporating high level spoiler, high level brake light and wrap round rear light cluster
- AL-KO lightweight galvanised steel chassis with Euro-Axle
- Awning channel on both sides of caravan
- Flush fitting awning light
- Double glazed opening windows with concealed fixings
- Spare wheel and gas bottle storage with gas strut supported door
- Exterior access battery box with mains inlet and aerial input socket (battery not included)
- External access door under fixed bed (Searcher and Explorer)
- External gas bottle compartment light
- Exterior door with window, blind and moulded interior door liner with integral magazine storage
- Fixing points for rear mounted cycle rack (model specific)
- GRP front panel with 3 opening windows
- Heki large tilting panoramic roof window with flynet and blind (2 in Searcher and Explorer)
- High level side marker lights
- Heavy duty corner steadies
- Lined external access locker with 230v external socket
- Quick release door retainer
- Removable fridge vents for easy maintenance and inspection
- Smooth aluminium single joint side panels
- Reversing light
- Side direction indicator repeater lights
- Status TV/FM aerial and booster
- Gas strut assisted handbrake

## LOUNGE & DINING AREA

### New for 2003

- Cantilever hinged bed tops resized for easier access
- 'Fellini' chenille upholstery fabric
- Chest of drawers with occasional table (model specific)
- Backrest ventilation boards
- Clock
- Cocktail cabinet with courtesy light
- Curtain storage for centre dinette curtain (model specific)
- Curtain poles and curtains with integral voiles and tie-backs
- Scatter cushions
- Split front base cushions for easy bed make up
- Drop down front side bed flaps
- Rolled edged ash/hardwood mouldings to worktops and tables
- Italian designed aircraft style upper locker doors
- Super quality domestic style sprung seats and backrests
- Freestanding table with dedicated storage location
- Long front beds 1920mm (6'3") (model specific)
- Front roof lockers
- 'Locarno Apple' colour furniture with co-ordinated handles
- Luxury loose fit carpet
- Optional 6 berth layout (Trekker)
- Beech parquet wood effect floor covering
- Worktop laminate in Maple woodgrain

## BODY STRUCTURE

- 25mm bonded side walls with polystyrene insulation core
- 32mm semi bonded roof with polystyrene core
- 44mm bonded floor with styrofoam insulation core

## FITTINGS AND EQUIPMENT

- AL-KO side mounted scissor jack
- Bunk ladder (where bunks provided)
- Caravan entrance step
- Cassette flyscreen to all windows
- Concealed metal wall plates for secure furniture fixing
- Domestic style cabinet hinges
- Entrance mat with embroidered logo in brush out tray
- Full height exterior door flyscreen
- Isolation taps to all gas appliances
- Multi directional roof lights with sliding blind and flynet
- Night latch ventilation to all windows

- Portable wheeled waste water container
- Pull out roller slatted beds
- Removable hanging rail in shower (model specific)
- Smoke alarm
- Smooth operation steel drawer runners
- Spare wheel and tyre
- Wooden partition doors to rear bedroom models (model specific)

## KITCHEN

### New for 2003

- Dual fuel hob with 800w electric hot plate and three gas burners incorporating flame failure protection and electronic ignition
- Chrome finish concealed micro switch tap
- 86 litre electronic power fridge
- Extended work surface in kitchen
- Utensil rack and pan stand (model specific)
- Flush fitting Stainless Steel bowl and drainer with integral bowl, strainer compartment
- L shaped kitchen with swivel TV facility and sliding room divider storage unit (Searcher)
- Heat resistant work surface
- Moulded cutlery drawer on smooth steel runners
- Multi purpose tambour door locker with provision for microwave (model specific)
- Pull out chopping board (model specific)
- Pull out storage baskets (model specific)
- Safety hob lid with cut out feature
- Flush fitting Silver Steel thermostatic oven with grill and pan storage

## WASHROOM

- Chrome finish shower equipment
- Fully fitted luxury washroom with sealed shower cubicle (model specific)
- Fully fitted luxury washroom with vanity unit and curtained shower area (model specific)
- Large vanity bowl (model specific)
- Large window in centre washrooms (model specific)
- Microswitched chrome finish lever mixer tap
- Thetford cassette toilet with independent tank and electric flush

## HEATING AND PLUMBING

- Dual fuel 3kw gas space heater complete with 2kw electric ducted blown air heating
- Dual fuel gas and mains electric storage water heater
- Grade 2 classification for thermal heating and insulation
- Inboard semi-rigid piped fresh water system
- Internal 9 gallon water tank with filling pump and level gauge
- Large bore underslung rigid waste pipes

## ELECTRICAL

### New for 2003

- Colour co-ordinated 12v halogen ceiling lights
- 12v electrical system with one (two Wayfarer and Trekker) 12v socket and plug
- 25 metre mains hook-up lead
- Colour co-ordinated adjustable 12v halogen reading lights
- Colour co-ordinated halogen lighting in washroom
- Colour co-ordinated downlighters in kitchen
- Colour co-ordinated mains lights
- Colour co-ordinated electrical sockets, switches and light fittings
- Electrical control panel over exterior door
- ESM 2000 power supply unit incorporating 12 amp switchmode charger/transformer
- Fitted speakers, wiring, housing and aerial for easy fitting of a sound system
- Fully protected mains electric system with four 230v mains sockets
- Omnivent 3 speed fan and skylight
- TV station with 230v/12v sockets and coax/aerial connection

## SECURITY & SAFETY

### New for 2003

- AKS 2004 AL-KO stabiliser
- Alarm system with passive infra red tilt sensor with key fob operation
- All models comply with European standards
- Concealed security data chip within caravan construction
- Single key operated locks
- Identity number etched to windows and caravan chassis

# Eccles features

## EXTERIOR

### New for 2003

- 14" polished alloy wheels
- Barbecue point
- GRP back panel incorporating high level spoiler, high level brake light and wrap round rear light cluster
- AL-KO lightweight galvanised steel chassis with Euro-Axle
- Awning channel on both sides of caravan
- Flush fitting awning light
- Double glazed opening windows with concealed fixings
- Spare wheel and gas bottle storage with gas strut supported door
- Exterior access battery box with mains inlet and aerial input socket (battery not included)
- External access door under fixed bed (Onyx and Jewel)
- External access heated locker (model specific)
- External gas bottle compartment light
- Exterior door with window, blind and moulded interior door liner with integral magazine storage
- Fixing points for rear mounted cycle rack (model specific)
- GRP front panel with 3 opening windows
- Heki large tilting panoramic roof window with flynet and blind (2 in Onyx)
- High level side marker lights
- Quick release door retainer
- Removable fridge vents for easy maintenance and inspection
- Smooth aluminium single joint side panels
- Reversing light
- Side direction indicator repeater lights
- Status TV/FM aerial and booster
- Gas strut assisted handbrake
- Lined external access locker with 230v external socket

## LOUNGE & DINING AREA

### New for 2003

- Cantilever hinged bed tops resized for easier access
- Chest of drawers with occasional table (model specific)
- Backrest ventilation boards
- Clock
- Cocktail cabinet with courtesy light
- Curtain storage for centre dinette curtain (model specific)
- Curtain poles and curtains with integral voiles and tie-backs
- Scatter cushions
- Split front base cushions for easy bed make up
- 'Arizona' chenille upholstery fabric
- Drop down front side bed flaps
- Rolled edged ash/hardwood mouldings to worktops and tables
- Italian designed aircraft style upper locker doors
- Super quality domestic style sprung seats and backrests
- Freestanding table with dedicated storage location
- Long front beds 1920mm (6'3") (model specific)
- Front roof lockers
- 'Locarno Apple' colour furniture with co-ordinated handles
- Large 'L' shaped front lounge (model specific)
- Luxury loose fit carpet
- Beech parquet wood effect floor covering
- Worktop laminate in Maple woodgrain

## BODY STRUCTURE

- 25mm bonded side walls with polystyrene insulation core
- 32mm semi bonded roof with polystyrene core
- 44mm bonded floor with styrofoam insulation core

## FITTINGS AND EQUIPMENT

- Bunk ladder (where bunks provided)
- Caravan entrance step
- Cassette flyscreen to all windows
- Concealed metal wall plates for secure furniture fixing
- Domestic style cabinet hinges
- Entrance mat with embroidered logo in brush out tray
- Full height exterior door flyscreen
- Isolation taps to all gas appliances
- Multi directional roof lights with sliding blind and flynet
- Night latch ventilation to all windows

- Pull out roller slatted beds
- Removable hanging rail in shower (model specific)
- Smoke alarm
- Smooth operation steel drawer runners
- Wooden partition doors to rear bedroom models (model specific)

## KITCHEN

### New for 2003

- Dual fuel hob with 800w electric hot plate and three gas burners incorporating flame failure protection
- Chrome finish concealed micro switch tap
- 77 litre electronic power fridge
- Extended work surface in kitchen (model specific)
- Utensil rack and pan stand
- Flush fitting Stainless Steel bowl and drainer with integral bowl, strainer compartment
- L shaped kitchen with swivel TV facility and sliding room divider storage unit (model specific)
- Heat resistant work surface
- Moulded cutlery drawer on smooth steel runners
- Pull out chopping board (model specific)
- Pull out storage baskets (model specific)
- Safety hob lid with cut out feature
- Flush fitting Silver Steel thermostatic oven with grill and pan storage

## WASHROOM

- Access to wardrobe shelving from vanity mirror door (model specific)
- Chrome finish shower equipment
- Fully fitted luxury washroom with sealed shower cubicle (model specific)
- Fully fitted luxury washroom with vanity unit and curtained shower area (model specific)
- Large vanity bowl (model specific)
- Large window in centre washrooms (model specific)
- Microswitched chrome finish lever mixer tap
- Thetford cassette toilet with independent tank and electric flush

## HEATING AND PLUMBING

- Dual fuel 3kw gas space heater complete with 2kw electric ducted blown air heating
- Dual fuel gas and mains electric storage water heater
- Grade 2 classification for thermal heating and insulation
- Inboard semi-rigid piped fresh water system
- Large bore underslung rigid waste pipes

## ELECTRICAL

### New for 2003

- Colour co-ordinated 12v halogen ceiling lights
- Omnivent 3 speed fan and skylight
- 12v electrical system with one 12v socket and plug
- 25 metre mains hook-up lead
- Colour co-ordinated adjustable 12v halogen reading lights
- Colour co-ordinated halogen lighting in washroom
- Colour co-ordinated downlighters in kitchen
- Colour co-ordinated mains lights
- Colour co-ordinated electrical sockets, switches and light fittings
- Electrical control panel over exterior door
- ESM 2000 power supply unit incorporating 12 amp switchmode charger/transformer
- Fitted speakers, wiring, housing and aerial for easy fitting of a sound system
- Fully protected mains electric system with three 230v mains sockets
- TV station with 230v/12v sockets and coax/aerial connection

## SECURITY & SAFETY

### New for 2003

- AKS 2004 AL-KO stabiliser
- All models comply with European standards
- Concealed security data chip within caravan construction
- Single key operated locks
- Identity number etched to windows and caravan chassis

# Europa features

## EXTERIOR

### New for 2003

- Graphics
- Removable fridge vents with integral fly mesh for easy maintenance and inspection
- Lined external access locker (model specific)
- Heki large tilting panoramic roof window with flynet and blind (2 in 490 - only 1 last year)
- 14" wheels with trims
- ABS rear lower panel with wrap round rear light clusters
- AL-KO lightweight galvanised steel chassis with Euro-Axle
- Awning channel on both sides of caravan
- Awning light
- Double glazed opening windows with concealed fixings
- Spare wheel and gas bottle storage with gas strut supported door
- Exterior access battery box with mains inlet (battery not included)
- Exterior door with window and blind
- Fixing points for rear mounted cycle rack (model specific)
- GRP front panel with 3 opening windows
- High level brake light
- High level side marker lights
- Quick release door retainer
- Smooth aluminium single joint side panels
- Reversing light
- Status TV/FM aerial and booster
- Gas strut assisted handbrake

## LOUNGE & DINING AREA

### New for 2003

- Cantilever hinged bed tops resized for easier access
- Italian designed aircraft style upper locker doors
- Clock
- Curtain poles and curtains with integral voiles and tie-backs
- 'Mississippi' chenille upholstery fabric
- Drop down front side bed flaps
- Rolled edged ash/hardwood mouldings to worktops and tables
- Super quality domestic style sprung seats and backrests
- Front roof lockers
- Front ventilation boards
- Improved side dinette table (520 and 525)
- Chest of drawers with occasional table (model specific)
- Cocktail cabinet
- Curtain storage for centre dinette curtain (model specific)
- Scatter cushions
- Split front base cushions for easy bed make up
- Freestanding table with dedicated storage location
- Long front beds 1920mm (6'3") (model specific)
- 'Locarno Apple' colour furniture with co-ordinated handles
- Large 'L' shaped front lounge (model specific)
- Luxury fitted carpet
- Worktop laminate in Maple woodgrain

## BODY STRUCTURE

- 25mm bonded side walls with polystyrene insulation core
- 32mm semi bonded roof with polystyrene core
- 44mm bonded floor with styrofoam insulation core

## FITTINGS AND EQUIPMENT

### New for 2003

- Removable entrance mat
- Smooth operation steel drawer runners
- Bunk ladder (where bunks provided)
- Caravan entrance step
- Cassette flyscreen to all windows
- Concealed metal wall plates for secure furniture fixing
- Domestic style cabinet hinges
- Full height exterior door flyscreen
- Isolation taps to all gas appliances
- Multi-directional roof lights with sliding blind and flynet
- Night latch ventilation to all windows
- Pull out roller slatted beds
- Smoke alarm
- Wooden partition doors to rear bedroom models (model specific)

## KITCHEN

### New for 2003

- L shaped kitchen with swivel TV facility incorporating drop down extendable work surface (490)
- Dual fuel hob with 800w electric hot plate and three gas burners incorporating flame failure protection
- Improved kitchen locker storage with new landscaped window (model specific)
- Moulded cutlery drawer on smooth steel runners
- 77 litre fridge with full width freezer and electronic ignition
- Chrome finish concealed micro switch tap
- Heat resistant work surface
- Extended work surface in kitchen (model specific)
- Flush fitting Stainless Steel bowl and drainer with toughened glass lid
- L shaped kitchen with swivel TV facility (490)
- Heat resistant work surface
- Safety hob lid with cut out feature
- Flush fitting Silver Steel thermostatic oven with grill and pan storage

## WASHROOM

### New for 2003

- Access to wardrobe shelving from vanity mirror door (model specific)
- Improved design hinged door to allow see through vision (model specific)
- Large vanity bowl (model specific)
- Pelmet light and shelf (model specific)
- Chrome finish shower equipment
- Fully fitted luxury washroom with sealed shower cubicle (model specific)
- Fully fitted luxury washroom with vanity unit and curtained shower area (model specific)
- Large window in centre washrooms (model specific)
- Microswitched chrome finish lever mixer tap
- Thetford cassette toilet with independent tank and manual flush

## HEATING AND PLUMBING

- Dual fuel 3kw gas space heater complete with 2kw electric ducted blown air heating
- Dual fuel gas and mains electric storage water heater
- Grade 2 classification for thermal heating and insulation
- Inboard semi-rigid piped fresh water system
- Large bore underslung rigid waste pipes

## ELECTRICAL

### New for 2003

- Colour co-ordinated Ellipse kitchen light
- 12 amp switchmode charger/transformer
- 12v electrical system with one 12v socket and plug
- Colour co-ordinated 12v halogen ceiling lights
- 25 metre mains hook-up lead
- Colour co-ordinated adjustable 12v halogen reading lights
- Colour co-ordinated halogen lighting in washroom
- Colour co-ordinated mains lights
- Electrical 12v distribution panel
- Fully protected mains electric system with two 230v mains sockets
- TV station with 230v/12v sockets and coax/aerial connection

## SECURITY & SAFETY

### New for 2003

- AKS 2004 AL-KO stabiliser
- All models comply with European standards
- Concealed security data chip within caravan construction
- Single key operated locks
- Identity number etched to windows and caravan chassis

# Eccles Elite

## Technical Specification



### Specification

|  | WAYFARER     | SEARCHER     | TREKKER      | EXPLORER     |
|--|--------------|--------------|--------------|--------------|
| Berths                                     | 5            | 4            | 5 Opt 6      | 4            |
| Number of Axles                            | 2            | 2            | 2            | 2            |
| Internal Length (at bed box height)        | 6.35m/20'10" | 6.35m/20'10" | 6.35m/20'10" | 6.35m/20'10" |
| Overall Width                              | 2.23m/7'4"   | 2.23m/7'4"   | 2.23m/7'4"   | 2.23m/7'4"   |
| Overall Height (including Status aerial**) | 2.75m/9'0"   | 2.75m/9'0"   | 2.75m/9'0"   | 2.75m/9'0"   |
| Overall Length                             | 7.95m/26'1"  | 7.95m/26'1"  | 7.95m/26'1"  | 7.95m/26'1"  |
| Awning A/A Dimension                       | 10.48m/34'5" | 10.48m/34'5" | 10.48m/34'5" | 10.48m/34'5" |
| Tyre Size                                  | 165r13 82    | 165r13 82    | 165r13 82    | 165r13 82    |

### Bed Sizes

|                   |                           |                            |                           |                            |
|-------------------|---------------------------|----------------------------|---------------------------|----------------------------|
| Front Double*     | 208cm x 190cm/6'8" x 6'3" | 208cm x 182cm/6'8" x 5'11" | 208cm x 190cm/6'8" x 6'3" | 208cm x 180cm/6'8" x 5'11" |
| or One Single     | 190cm x 71cm/6'3" x 2'4"  | 190cm x 71cm/6'3" x 2'4"   | 190cm x 71cm/6'3" x 2'4"  | 180cm x 71cm/5'11" x 2'4"  |
| and One Single    | 190cm x 71cm/6'3" x 2'4"  | 182cm x 71cm/6'0" x 2'4"   | 190cm x 71cm/6'3" x 2'4"  | 190cm x 71cm/6'3" x 2'4"   |
| Rear Double       | 192cm x 138cm/6'4" x 4'6" | 192cm x 138cm/6'4" x 4'6"  | 205cm x 137cm/6'9" x 4'6" | 202cm x 145cm/6'6" x 4'9"  |
| Rear Bunk         | 192cm x 58cm/6'4" x 1'11" |                            |                           |                            |
| Side Single (o/s) |                           |                            | 177cm x 68cm/5'10" x 2'3" |                            |
| Side Single (n/s) |                           |                            | 177cm x 68cm/5'10" x 2'3" |                            |
| Side Bunk         |                           |                            | 172cm x 56cm/5'8" x 1'10" |                            |
| Optional Bunk     |                           |                            | 172cm x 56cm/5'8" x 1'10" |                            |

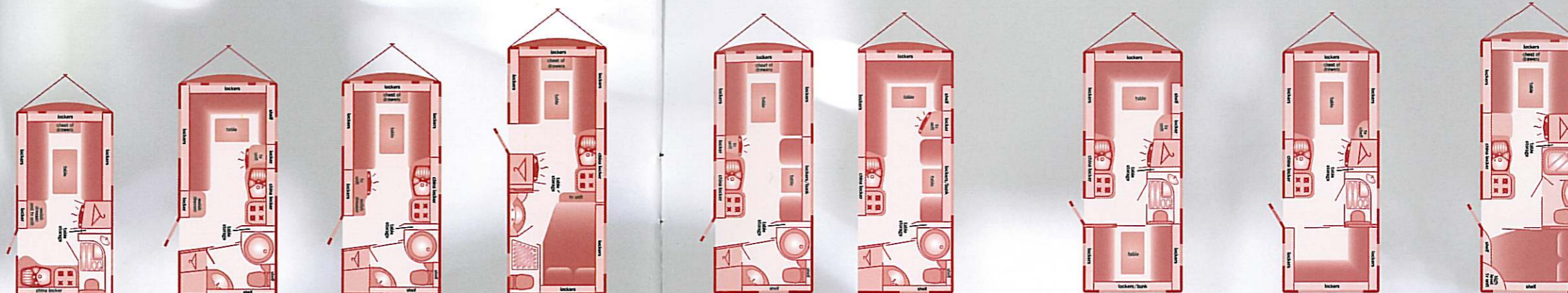
Note: Please see separate loose insert for caravan weights

\*Double bed sizes are quoted with wrap round seating.

\*\*Height with aerial removed 2.55m/8'4"

# Eccles

## Technical Specification



### Specification

|  | JADE         | AMBER        | TOPAZ        | ONYX         | MOONSTONE    | EMERALD      | AMETHYST     | SAPPHIRE     | JEWEL        |
|--|--------------|--------------|--------------|--------------|--------------|--------------|--------------|--------------|--------------|
| Berths                                     | 2            | 2            | 2            | 4            | 4            | 4            | 5            | 5            | 4            |
| Internal Length (at bed box height)        | 3.94m/12'11" | 4.61m/15'2"  | 4.61m/15'2"  | 5.39m/17'8"  | 5.23m/17'2"  | 5.23m/17'2"  | 5.23m/17'2"  | 5.23m/17'2"  | 5.50m/18'1"  |
| Overall Width                              | 2.16m/7'1"   | 2.16m/7'1"   | 2.16m/7'1"   | 2.23m/7'4"   | 2.16m/7'1"   | 2.16m/7'1"   | 2.16m/7'1"   | 2.16m/7'1"   | 2.23m/7'4"   |
| Overall Height (including Status aerial**) | 2.76m/9'1"   | 2.76m/9'1"   | 2.76m/9'1"   | 2.76m/9'1"   | 2.76m/9'1"   | 2.76m/9'1"   | 2.76m/9'1"   | 2.76m/9'1"   | 2.76m/9'1"   |
| Overall Length                             | 5.52m/18'1"  | 6.20m/20'4"  | 6.20m/20'4"  | 6.98m/22'11" | 6.81m/22'4"  | 6.81m/22'4"  | 6.81m/22'4"  | 6.81m/22'4"  | 7.09m/23'3"  |
| Awning A/A Dimension                       | 8.15m/26'9"  | 8.82m/28'11" | 8.82m/28'11" | 9.60m/31'6"  | 9.44m/30'12" | 9.44m/30'12" | 9.44m/30'12" | 9.44m/30'12" | 9.71m/31'10" |
| Tyre Size                                  | 195/70r14 91 | 195/70r14 95 | 195/70r14 95 | 175r14 99    | 175r14 99    | 175r14 99    | 175r14 99    | 175r14 99    | 175r14 99    |

### Bed Sizes

|                |                           |                           |                           |                            |                            |                            |                           |                           |                            |
|----------------|---------------------------|---------------------------|---------------------------|----------------------------|----------------------------|----------------------------|---------------------------|---------------------------|----------------------------|
| Front Double*  | 204cm x 190cm/6'8" x 6'3" | 204cm x 139cm/6'8" x 4'7" | 204cm x 190cm/6'8" x 6'3" | 208cm x 167cm/6'10" x 5'6" | 204cm x 180cm/6'8" x 5'11" | 204cm x 139cm/6'8" x 4'7"  | 204cm x 137cm/6'8" x 4'6" | 204cm x 190cm/6'8" x 6'3" | 208cm x 158cm/6'10" x 5'2" |
| or One Single  | 190cm x 67cm/6'3" x 2'2"  | 190cm x 67cm/6'3" x 2'2"  | 190cm x 67cm/6'3" x 2'2"  | 190cm x 71cm/6'3" x 2'4"   | 190cm x 67cm/6'3" x 2'2"   | 190cm x 67cm/6'3" x 2'2"   |                           | 190cm x 67cm/6'3" x 2'2"  |                            |
| and One Single | 190cm x 67cm/6'3" x 2'2"  | 190cm x 71cm/6'3" x 2'4"  | 190cm x 67cm/6'3" x 2'2"  | 167cm x 71cm/5'6" x 2'4"   | 180cm x 67cm/5'11" x 2'2"  | 190cm x 71cm/6'3" x 2'4"   |                           | 190cm x 67cm/6'3" x 2'2"  |                            |
| Rear Double    |                           |                           |                           | 198cm x 138cm/6'6" x 4'6"  |                            |                            | 204cm x 132cm/6'8" x 4'4" | 188cm x 132cm/6'2" x 4'4" | 197cm x 137cm/6'6" x 4'6"  |
| Rear Bunk      |                           |                           |                           |                            |                            |                            | 204cm x 58cm/6'8" x 1'11" | 188cm x 58cm/6'2" x 1'11" |                            |
| Side Single    |                           |                           |                           |                            | 180cm x 66cm/5'11" x 2'2"  | 180cm x 66cm/5'11" x 2'2"  |                           |                           |                            |
| Side Bunk      |                           |                           |                           |                            | 178cm x 56cm/5'10" x 1'10" | 178cm x 56cm/5'10" x 1'10" |                           |                           |                            |

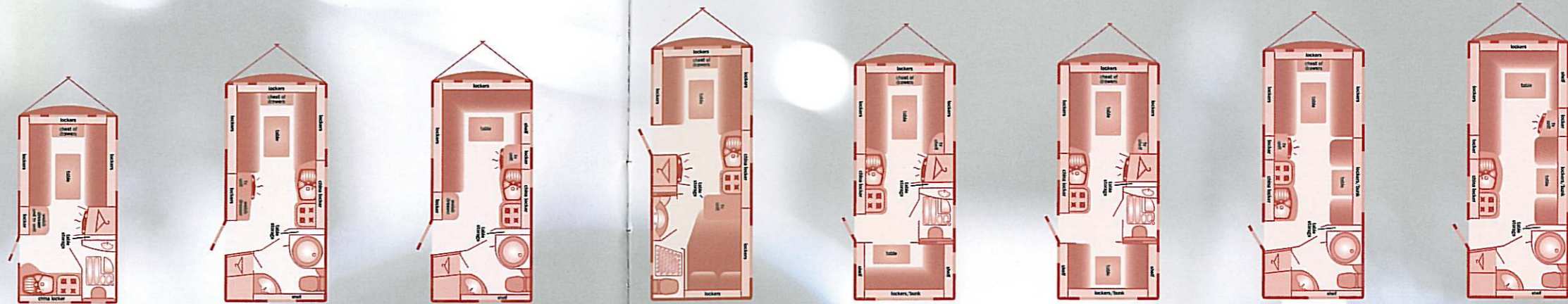
Note: Please see separate loose insert for caravan weights

\*Double bed sizes are quoted with wrap round seating.

\*\*Height with aerial removed 2.55m/8'4"

# Europa

## Technical Specification



### Specification

|  | 390           | 460           | 480           | 490          | 500L         | 510          | 520         | 525         |
|--|---------------|---------------|---------------|--------------|--------------|--------------|-------------|-------------|
| Berths                                     | 2             | 2             | 2             | 4            | 5            | 5            | 4           | 4           |
| Internal Length (at bed box height)        | 3.94m/12'11"  | 4.61m/15'2"   | 4.61m/15'2"   | 5.39m/17'8"  | 5.03m/16'6"  | 5.03m/16'6"  | 5.23m/17'2" | 5.23m/17'2" |
| Overall Width                              | 2.16m/7'1"    | 2.16m/7'1"    | 2.16m/7'1"    | 2.23m/7'4"   | 2.16m/7'1"   | 2.16m/7'1"   | 2.16m/7'1"  | 2.16m/7'1"  |
| Overall Height (including Status aerial**) | 2.76m/9'1"    | 2.76m/9'1"    | 2.76m/9'1"    | 2.76m/9'1"   | 2.76m/9'1"   | 2.76m/9'1"   | 2.76m/9'1"  | 2.76m/9'1"  |
| Overall Length                             | 5.53m/18'2"   | 6.21m/20'4"   | 6.21m/20'4"   | 6.99m/22'11" | 6.62m/21'9"  | 6.62m/21'9"  | 6.83m/22'5" | 6.83m/22'5" |
| Awning A/A Dimension                       | 8.15m/26'9"   | 8.82m/28'11"  | 8.82m/28'11"  | 9.60m/31'6"  | 9.24m/30'4"  | 9.24m/30'4"  | 9.44m/31'0" | 9.44m/31'0" |
| Tyre Size                                  | 195/70 r14 91 | 195/70 r14 91 | 195/70 r14 91 | 175r14 99    | 195/70r14 95 | 195/70r14 95 | 175r14 99   | 175r14 99   |

### Bed Sizes

|                |                           |                           |                           |                            |                            |                            |                            |                            |
|----------------|---------------------------|---------------------------|---------------------------|----------------------------|----------------------------|----------------------------|----------------------------|----------------------------|
| Front Double*  | 204cm x 190cm/6'8" x 6'3" | 204cm x 190cm/6'8" x 6'3" | 204cm x 139cm/6'8" x 4'7" | 204cm x 167cm/6'10" x 5'6" | 204cm x 190cm/6'8" x 6'3"  | 204cm x 190cm/6'8" x 6'3"  | 204cm x 180cm/6'8" x 5'11" | 204cm x 139cm/6'8" x 4'7"  |
| or One Single  | 190cm x 67cm/6'3" x 2'2"  | 190cm x 67cm/6'3" x 2'2"  | 190cm x 67cm/6'3" x 2'2"  | 190cm x 71cm/6'3" x 2'4"   | 190cm x 67cm/6'3" x 2'2"   | 190cm x 67cm/6'3" x 2'2"   | 190cm x 67cm/6'3" x 2'2"   | 190cm x 67cm/6'3" x 2'2"   |
| and One Single | 190cm x 67cm/6'3" x 2'2"  | 190cm x 67cm/6'3" x 2'2"  | 190cm x 71cm/6'3" x 2'4"  | 167cm x 71cm/5'6" x 2'4"   | 190cm x 67cm/6'3" x 2'2"   | 190cm x 67cm/6'3" x 2'2"   | 180cm x 67cm/5'11" x 2'2"  | 190cm x 71cm/6'3" x 2'4"   |
| Rear Double    |                           |                           |                           | 198cm x 138cm/6'6" x 4'6"  | 204cm x 119cm/6'8" x 3'11" | 204cm x 119cm/6'8" x 3'11" |                            |                            |
| Rear Bunk      |                           |                           |                           |                            | 198cm x 56cm/6'6" x 1'10"  | 198cm x 56cm/6'6" x 1'10"  |                            |                            |
| Side Single    |                           |                           |                           |                            |                            |                            | 180cm x 66cm/5'11" x 2'2"  | 180cm x 66cm/5'11" x 2'2"  |
| Side Bunk      |                           |                           |                           |                            |                            |                            | 178cm x 56cm/5'10" x 1'10" | 178cm x 56cm/5'10" x 1'10" |

Note: Please see separate loose insert for caravan weights

\*Double bed sizes are quoted with wrap round seating.

\*\*Height with aerial removed 2.55m/8'4"

Dealer Stamp



The Hallmark of Excellence

Sterling Caravans,  
Dunswell Road, Cottingham, East Yorkshire HU16 4JX.  
Tel: 01482 847332 Fax: 01482 841042  
e-mail: [enquiry@swiftleisure.co.uk](mailto:enquiry@swiftleisure.co.uk)  
web site: [www.sterlingcaravans.co.uk](http://www.sterlingcaravans.co.uk)



A MEMBER OF THE SWIFT GROUP

This brochure does not constitute an offer by Swift Group Limited (Swift). Swift reserves the right to alter specifications and prices at any time as materials and conditions demand. Distributors and dealers sell Sterling products on their own account and not as agents of Swift. Accordingly they have no authority to bind Swift or to make any representation or undertaking whatsoever on behalf of Swift.

The touring caravans described in this brochure are designated by their model year. The model year runs from 1 September to 31 August and the despatch of 2003 models will have commenced on or after 1 September 2002.

Issued September 2002

Cars courtesy of Volvo Cars UK Limited

Exterior photographs taken at Dalemain Estate, Ullswater, Cumbria