

**YOUR 1<sup>ST</sup> CHOICE FOR  
MORE CHOICE**

- OVER 300 CARAVANS ON SHOW
- INDOOR & SEASONAL OUTDOOR CAMPING DISPLAY
- AWNING DISCOUNT CENTRE
- ACCESSORIES SUPERMARKET
- 5 STAR SERVICE CENTRE & REPAIR WORKSHOPS
- FINANCE & INSURANCE (SUBJECT TO STATUS)

**GUARANTEED A  
WARM WELCOME**

**HIGHBRIDGE**

Caravan and Camping Centre

*OPEN 7 DAYS  
A WEEK*



**01278 782725**

A38, BRISTOL RD, HIGHBRIDGE, SOMERSET, TA9 4EX  
[www.highbridgecaravans.co.uk](http://www.highbridgecaravans.co.uk)



*Enjoy the freedom*

**MOTORHOMES**

2006

**ACE**



## TRAVELLING & LIVING WITH CONTINENTAL FLAIR

Ace unites cool European styling with quality British manufacturing and makes an ideal starting point for anyone wishing to embark on the unique brand of fun and flexibility offered by a coachbuilt motorhome.

The issue of safety is understandably an important consideration for any driver or passenger and one that Ace takes very seriously. That's why Ace installs a driver's airbag, heated electric wing mirrors and FIAT ABS (anti-locking braking system) brakes as standard on all their motorhomes. ABS is an invaluable safety feature for any driver, ensuring control is maintained, even in hazardous road conditions. For additional safety when reversing, a night vision reversing camera with microphone and LCD colour screen is available as an optional extra.

Ace motorhomes are developed using the latest computer technology and ultra-modern manufacturing processes to provide engineering standards of quality construction, forward-thinking design and excellent road performance, - all covered by exceptional aftersales care including a three-year mechanical and habitation warranty.

All the models featured in this brochure are accredited with European Whole Vehicle Type Approval giving assurance that all Ace motorhomes have been constructed to audited and approved standards of safety and manufacturing.



**LOW-LINE**

**CAPRI**

**MODENA**

**HIGH-LINE**

**NAPOLI**

**GENOVA**

**MILANO**

**ROMA**

**FIRENZE**





### **SLEEK, AERODYNAMIC AND FUEL-EFFICIENT**

Defined by their streamlined silhouette, Low-Line models are more aerodynamic and fuel efficient than their High-Line counterparts. Inside, the overcab area is effectively utilised by a generous overhead locker providing plentiful storage for those extra travel essentials.

With sporty yet sophisticated graphics, stylish exteriors benefit from good looks and high practicality through use of moulded GRP panels and extruded aluminium skirts.



**LOW-LINE**

CAPRI  
MODENA





### SPACIOUS, COMFORTABLE OVERCAB BED

Five High-Line models sport an overcab Luton area accommodating an elevated bedroom featuring a spacious double bed, opening window and reading light. With the aid of gas strut assistance, the ready-made bed can be stowed away for daytime use and effortlessly pulled-down at night.

For comfort and convenience, the cab area contains many useful features including electric windows, ergonomic driver and passenger seats with adjustable height and lumbar support, secure central locking and a radio CD player which doubles as a sound system when stationary.



# HIGH-LINE

NAPOLI  
GENOVA  
MILANO  
ROMA  
FIRENZE





Ace interiors have a restful feel for 2006 with the use of subtle colours and cohesive design. Understated style gives this sporty range an air of modern sophistication; contemporary soft furnishings are complemented with modern furniture design and continental style curtains, softened with integral voiles. Bound edge carpets, laid on low-maintenance wood-effect vinyl flooring, are removable for easy cleaning.

Ace motorhomes enjoy unusually high specification for their class. In place of windscreen curtains, neat concertina blinds are fitted offering a smart solution for privacy and shade with cab side-window blinds available as an optional extra. Cab seats are fully upholstered and in some models they rotate to create additional lounge seating, perfect for large families or when entertaining.

TRAVELLING & LIVING WITH CONTINENTAL FLAIR

INTERIORS





Well-designed kitchens make optimum use of space and are fitted with high quality, domestic style appliances. For cooking, the full glass-fronted oven provides a separate grill and dual fuel hob. A dedicated microwave cupboard is fitted as standard to house the digital microwave oven, available as an option. The sizeable fridge has 96 litres of useable space including a full width freezer compartment, whilst the recessed stainless steel sink has a stylish pillar tap and removable draining and chopping boards - providing versatile worktop space for food preparation and washing up.



1. Napoli
2. Firenze
3. Roma
4. Roma

1	3
2	4





All Ace washrooms provide a separate shower area in the form of a designated shower cubicle or innovative pivot wall design. The pivot design allows even compact washrooms to have a wet/dry division as the washbasin and mirrored wall ingeniously swing out to screen off the cassette swivel toilet from the wet shower area.

The high-capacity water system has rapid heat and a choice of energy source, as does the effective blown air central heating system which quickly warms comfortable interiors on chilly days.



1. Milano
2. Modena
3. Milano
4. Modena

1	3
2	4





Ace models are ideal for cosy nights in. Sleeping and seating comfort is essential for relaxation and achieved with domestic quality sprung upholstery and thick fixed-bed mattresses. Beech sprung bed tops provide additional comfort whilst speakers, neatly situated under lockers, distribute stereo sound from the radio CD throughout the living space. A top-of-the range Blaupunkt entertainment system, incorporating DVD, CD, RDS radio and MP3 capabilities, in addition to satellite navigation, is also available as an optional extra.

Bed tops are cantilever hinged to provide easy access to storage in all models but ultimate storage capacity is provided by the Roma. This six-berth model comes with a built-in garage making it the perfect base for outward bound families and those who enjoy biking holidays.



1. Firenze
2. Roma
3. Firenze
4. Napoli
5. Roma





# FEATURES

## Fiat Ducato Cab

- **NEW** ABS Brakes
- Driver's airbag
- Electric cab windows
- Electrically adjusted and heated wing mirrors
- Key operated cab central locking
- Radio/CD player
- Driver and passenger seats with height, rake and lumbar support adjustment
- Upholstered cab seats with armrests and base surrounds
- Driver's and passenger's seat swivel (Capri & Modena)
- **NEW** concertina windscreen blind
- Thermal lined side window curtains
- Cab carpet (removable)

## Body and Exterior equipment

- Impact and scratch resistant gloss finish GRP sidewalls
- Strong extruded aluminium skirts
- Moulded lower rear panel incorporating rear light clusters and number plate
- **NEW** moulded rear spoiler incorporating high level brake light, marker lights and optional reversing camera
- Front over-cab moulding incorporating front marker lights
- Electrically operated folding entrance steps with buzzer warning and automatic retraction
- Double glazed opening windows with night-latch ventilation
- Single key for all doors and lockers (except cab)
- Exterior access locker door
- Heki large tilting panoramic roof window with flynet and blind
- Exterior door with burstproof locking and flyscreen
- Spare wheel and tyre on easy-access underslung carrier
- Flush fitting exterior light
- Compartment for 2 x 7kg gas bottles with fitted butane/propane regulator
- Fixing points for rear-mounted cycle rack
- 32mm 'sandwich' walls with HD polystyrene insulation core
- 34mm 'sandwich' roof with HD polystyrene insulation core
- 44mm 'sandwich' floor with styrofoam insulation core

## Living Area

- **NEW** choice of two soft furnishing schemes, (Nairobi & Millesime)
- Large lift-up luton bed, gas strut assisted, with beech slat base and 4" thick mattress (High-Line models)
- Large over-cab locker with full width access (Low-Line models)
- Designated TV location
- **NEW** rear speakers for cab radio/CD player

- Hinged seat and bed tops supported in open position for easy access
- Bed mattresses and lounge area seat cushions supported by beech slats for extra comfort
- Sprung interior mattresses, seat and backrest cushions
- Seat and backrest ventilation boards
- Free-standing table with dedicated storage location
- Curtain and voiles hung from curtain poles
- Removable carpets over woodblock effect vinyl flooring

## Kitchen

- **NEW** 96 litre fridge with curved door, electronic ignition and single energy and temperature controls
- Removable drainer with dedicated storage
- Food grade nylon chopping board with dedicated storage
- Chrome finish brass pillar tap with long spout
- **NEW** overhead locker prepared for optional microwave oven
- Stoves thermostatic oven and separate grill
- Stoves dual fuel hob with 800W electric hotplate and 3 gas burners with electronic ignition and flame failure protection
- Glass hob lid with safety cut-out feature

## Washroom

- Shower cubicle in Modena
- **NEW** washbasin and mirror-wall pivot to create dry area for toilet, washbasin, mirror, towels etc and area for showering (Capri, Milano, Napoli, Genova, Roma & Firenze)
- Overhead towel storage locker
- Thetford cassette toilet with electric flush
- Chrome finish mixer taps and shower equipment
- Multi-directional rooflight with flyscreen (model specific)

## Fittings and Equipment

- Lap and diagonal seat belts on all designated passenger seats
- Cassette flyscreens and blinds on all windows (except cab)
- Multi-directional rooflight with flyscreen and blind
- Removable aluminium ladder to the over-cab bed (High-Line models)
- Removable entrance mat embroidered with Ace logo

## Heating and Plumbing

- Dual fuel gas and 800W mains electric storage water heater
- **NEW** dual fuel 3kW gas and 2kW electric space heater
- **NEW** blown air system ducted to living, sleeping and washroom areas

- Grade 2 classification for heating and thermal insulation (for low ambient temperatures)
- 100 litre internal fresh water tank with level sensor (Milano, Napoli, Genova & Roma)
- 82 litre insulated external fresh water tank with level sensor (Capri & Modena)
- 70 litre internal fresh water tank with level sensor (Firenze)
- Pressurised fresh water system with self-priming pump
- 80 litre underslung waste water tank with level sensor (Modena)
- 62 litre underslung waste water tank with level sensor (Modena)
- Large bore underslung rigid waste pipes

## Electrical

- Fully protected mains electric system with two 230V sockets
- 18amp switchmode charger/transformer
- 12V control panel with battery state meter, vehicle/leisure battery switch, water pump switch and tank level indicators
- 110 amp-hour leisure battery in underfloor compartment
- Solar panel connection provision
- **NEW** TV station with 230V and 12V sockets, aerial and DVD sockets pre-wired for options
- All halogen ceiling and task/mood lighting
- 25 metre mains hook-up cable

## Factory Fitted Optional Equipment

- Alloy wheels
- Roof rack and ladder
- **NEW** colour and night vision reversing camera with microphone and LCD screen
- **NEW** 700W Microwave oven built in to kitchen locker
- **NEW** cab side window blinds
- Blaupunkt Chicago (IVDN-7002) Satnav, DVD/MP3/CD/RDS radio with LCD colour screen
- Status 315 TV Aerial and booster
- Corner steadies
- Passengers seat swivel (Milano, Napoli, Genova, Roma & Firenze)
- Walnut finish dash trim
- Two scatter cushions

## Engine Options

- Engine upgrade 2.0L JTD to 2.3L JTD (Milano, Napoli & Genova)
- **NEW** engine upgrade 2.0L JTD to 2.3L JTD including MTPLM upgrade from 3000kg to 3400kg (Capri)
- **NEW** engine upgrade 2.0L JTD to 2.8L JTD including MTPLM upgrade from 3400kg to 3850kg (Milano, Napoli & Genova)



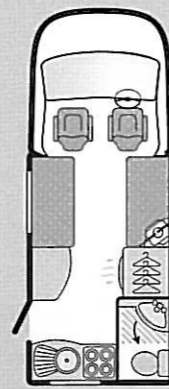
# FEATURES



# SPECIFICATIONS

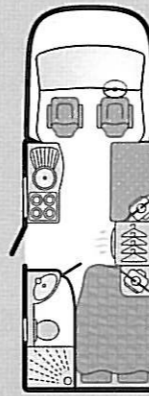
## MODEL

Roof Profile  
 Designated Passenger Seats  
 Berths (sleeping positions)  
 Overall Length  
 Overall Width (mirrors folded)  
 Overall Height (no TV aerial)\*\*  
 Maximum Technical Permissible Laden Mass (A)  
 Mass in Running Order (B)†  
 Maximum User Payload (A-B)  
 Essential Habitation Equipment  
 Diesel Engine (see previous page for options)  
 Engine Capacity  
 Engine Power  
 Engine Torque



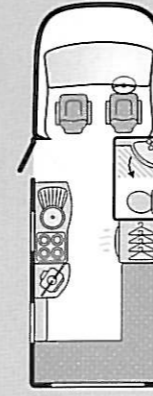
**Capri**

Low-Line  
 1  
 2  
 5.59m/18'4"  
 2.22m/7'3"  
 2.94m/9'8"  
 3000kg  
 2685kg  
 315kg  
 14kg  
 2.0 litre JTD  
 1997cc  
 84bhp @ 4000rpm  
 192Nm @ 1900rpm



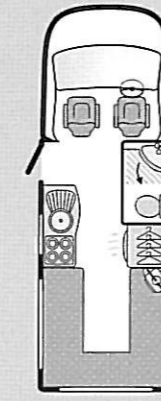
**Modena**

Low-Line  
 1  
 2  
 6.16m/20'3"  
 2.22m/7'3"  
 2.94m/9'8"  
 3400kg  
 2893kg  
 507kg  
 14kg  
 2.3 litre JTD  
 2286cc  
 110bhp @ 3600rpm  
 270Nm @ 1800rpm



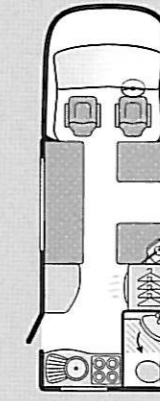
**Napoli**

High-Line  
 1  
 4  
 6.16m/20'3"  
 2.22m/7'3"  
 3.00m/9'10"  
 3400kg  
 2870kg  
 530kg  
 14kg  
 2.0 litre JTD  
 1997cc  
 84bhp @ 4000rpm  
 192Nm @ 1900rpm



**Genova**

High-Line  
 1  
 4  
 6.16m/20'3"  
 2.22m/7'3"  
 3.00m/9'10"  
 3400kg  
 2872kg  
 528kg  
 14kg  
 2.0 litre JTD  
 1997cc  
 84bhp @ 4000rpm  
 192Nm @ 1900rpm



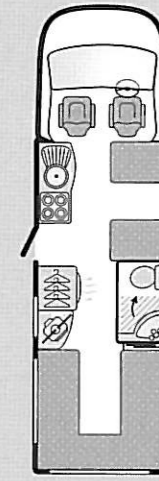
**Milano**

High-Line  
 3  
 5  
 6.16m/20'3"  
 2.22m/7'3"  
 3.00m/9'10"  
 3400kg  
 2933kg  
 467kg  
 14kg  
 2.0 litre JTD  
 1997cc  
 84bhp @ 4000rpm  
 192Nm @ 1900rpm



**Roma**

High-Line  
 3  
 6  
 6.99m/22'11"  
 2.22m/7'3"  
 3.00m/9'10"  
 3850kg  
 3232kg  
 618kg  
 14kg  
 2.8 litre JTD  
 2800cc  
 127bhp @ 3600rpm  
 300Nm @ 1800rpm



**Firenze**

High-Line  
 4  
 6  
 7.50m/24'7"  
 2.22m/7'3"  
 3.00m/9'10"  
 3850kg  
 3353kg  
 497kg  
 14kg  
 2.8 litre JTD  
 2800cc  
 127bhp @ 3600rpm  
 300Nm @ 1800rpm

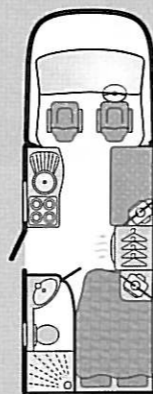
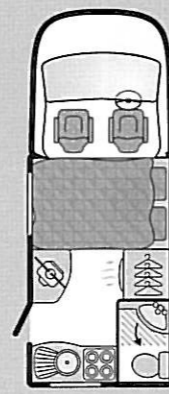
## BED SIZES

Front Double	2.09m x 1.33m/6'10" x 4'4"								
Front Nearside Single									
Front Offside Single									
Rear Double		1.87m x 1.30m/6'1" x 4'3"							
Rear Nearside Single									
Rear Offside Single									
Overcab Bed									

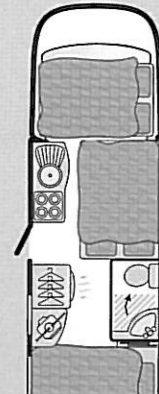

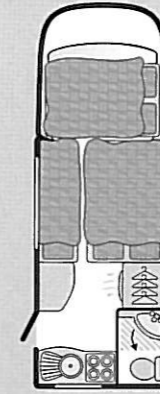

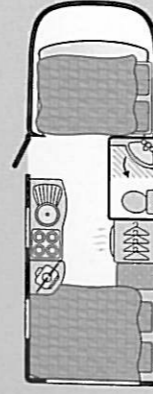
\*\* Does not allow for optional television aerial (add 100mm High Line, 160mm Low Line)  
 Bed sizes quoted with wrap round seating fitted.

Please consult your dealer if you intend towing with your Ace motorhome to ensure it is suitable

† The Mass in Running Order is the mass of the unladen vehicle including a 75kg allowance for the driver plus engine coolants and 90% of the fuel tank, water tank and gas capacity.



## LOW-LINE



## HIGH-LINE



Your Local Dealer



*Enjoy the freedom*



ACE MOTORHOMES, DUNSWELL ROAD, COTTINGHAM, EAST YORKSHIRE HU16 4JX.  
TEL: 01482 847332 FAX: 01482 841042  
web site: [www.acemotorhomes.co.uk](http://www.acemotorhomes.co.uk)

This brochure does not constitute an offer by Swift Group Limited (Swift). Swift reserves the right to alter specifications and prices at any time as materials and conditions demand. Distributors and dealers sell Ace products on their own account and not as agents of Swift. Accordingly, they have no authority to bind Swift or to make any representation or undertaking whatsoever on behalf of Swift.

All props are for photographic purposes only and are not included in the specification

Issued September 2005