



Elddis

Touring Caravan Collection 2006





Eddis 2006 Touring Caravan Collection

Improvements to the way in which we design and manufacture our vehicles and an annual review of all our ranges ensures that our customers receive the very latest components, styling and refinement that are synonymous with Eddis touring caravans today. To keep a touring caravan range completely unaltered for a number of years would be to do a disservice to our retailers and owners alike.

Our focus is on continuous improvement.

Whilst the overall look and feel of a particular model range may appear unaltered next to a fully re-upholstered touring caravan with a striking new graphic, the unseen detail and the myriad of new components used across the ranges keep Explorer at the cutting edge of touring caravan design in the UK.

We work in partnership with our suppliers and customers alike to design and engineer vehicles that meet the exacting and ever escalating needs of our owners.

To stand still in an ever more demanding market place would be to miss out on endless opportunities and limit our desire to keep our touring caravans 'fresh'.



Eddis





Elddis - What's New for 2006

'So Comfortable' Mattress

Supplied as standard on the Crusader range, the Exclusive 'So Comfortable' pocket sprung mattress is a traditional top quality deep sprung system with hundreds of springs encapsulated in individual pockets unsurpassed in the ability to supply all over comfort and support with no roll together.

All fixed double beds in the Elddis range now come with a one piece mattress (upholstered in Avanté and Odyssey) and one piece metal bed frame with easy lift gas struts. This is designed to give you more comfort and easier access to the under-bed storage area.

Privacy Windows

The new Seitz side and rear privacy windows are exclusive to The Explorer Group in the UK. They allow you to see out, but prevent your neighbours from seeing in. The new windows help to reflect light that damages upholstery and can assist in keeping the interior cooler on the brightest of sunny days.



3 Burner Hob

The new Spinflo 3 burner hob with high speed multifunction burner can accommodate large sauce pans up to 25cm, round and flat bottom woks up to 36cm and frying pans up to 24cm.

Stainless Steel Sink

The Argent stainless steel sink comes complete with a space saving removable drainer.

Crusader models also benefit from a detachable cup, plate and cutlery drainer that stores neatly in the bespoke silver washing up bowl supplied with an integral chopping board.

The sink and hob covers are made from virtually unbreakable Chinchilla glass; totally hygienic, odour, scratch and stain resistant, and able to withstand hot pans and roasting dishes.



Modified BPW A-Frame & Handbrake

All Elddis models feature the new modified A-frame to the BPW Swing V-Tech chassis. The new design features a more centrally positioned jockey wheel to aid caravan manoeuvrability when un-hitched. The push button release has been removed from the new single lever action handbrake making the operation smooth and simple.

See the full standard features and options listings and discover all of the new improvements for 2006.



Elddis



AVANTE

636

Elddis

636

Elddis



Elddis Avanté 2006

Avanté is renowned for being one of the UK's best value for money starter ranges. For 2006 Avanté receives an external and internal fixture and fittings upgrade worthy of more expensive touring caravans.

2006 also sees the addition of the new single axle 482 end washroom 2 berth layout to the 9 model Avanté range

Avanté - Exterior Styling

The new modified A-Frame on the BPW Swing V-Tec chassis is the main change to the exterior of the Avanté for 2006.

The new position of the jockey wheel aids manoeuvrability, whilst the easy action handbrake could not be simpler to operate.

A new A-Frame cover neatly conceals the jockey wheel when retracted and gives a cleaner finish to the front of the caravan. When not in use, the hitch cable plugs fit snugly into the bespoke recessed mouldings on the cover that help protect the pins from the elements.

At the rear of the caravan is a new, brighter, and more highly reflective rear visibility panel to aid night time safety whilst towing.



Elddis





636



636

Avanté - Interior Living Space

Avanté retains the warm fun loving Capiro Corfu red and gold sprung upholstery with matching pelmets. The complementary gold curtains and tiebacks, and gold scatter cushions with red piping give the interior of the Avanté a warm, bright and vibrant appearance.

The internal veneered furniture is made from Montreal Maple, whilst all worktops are finished with decorative laminate with a silver grey granite effect.

Another simple and practical improvement is the re-design of the occasional table top on the front chest of drawers. Rather than having to remove items from the top of the unit to flip over the table top, it simply slides out from underneath and drops neatly into place (parallel lounge models only).

A new Horrex full door fly screen supplies practicality whilst the un-tensioned, easy slide action is a major improvement.

The Kitchen

The new Spinflo 3 burner hob with large high speed multi-function burner gives a greater range of options when using larger pans for cooking. Add to this the new Prima Mark3 oven and the cooking of any meal is easily accommodated.

Food preparation is also given a helping hand with the addition of the new space saving sink with bespoke silver washing up bowl and removable drainer, freeing up more work surface when you need it the most.



Elddis

Avanté 362

2 Berth
1 x Double
or
2 x Single beds



Avanté 472

2 Berth
1 x Double
or
2 x Single beds



Avanté 482

2 Berth
1 x Double
or
2 x Single beds



Avanté 534

4 Berth
1 x Fixed bed
1 x Double bed



Avanté 540

4 Berth
1 x Fixed bed
2 x Fixed singles



Avanté 556


6 Berth
1 x Double
4 x Bunk beds
(6 x Singles)



Elddis

Avanté 524

4 Berth
1 x Double
1 or 3 Singles
1 x Bunk bed




Avanté - Improvements for 2006

- Bigger fixed double bed (longer and wider) in 540
- Blown air heating outlet in bedroom in 540 layout
- New rear bedroom TV shelf c/w 12v, 230v & aerial sockets in 540 layout
- New style folding side dinette table leg (524 only)
- Lift up kitchen worktop extension replaces tambour on 534 models
- Improved toilet layout including swivel toilet (505/636 layout only)
- New hanging collapsible wardrobe shelving (472/534 only)



Avanté 505

5 Berth
1 or 2 Doubles
2 x Singles
1 x Bunk bed




Accessories Supplied with the Avanté Range

- Owners Information Pack (Contains Owners Handbook and component manufacturers user manuals, spare fuses, regulatory certificates and forms)
- Large plastic step
- Wheel brace and corner steady handle
- 25m 230v hook up lead
- Maxi pump
- Thetford Aqua Kem pack
- Status aerial customer pack
- Battery tray
- 2 x Corner steady locking pins
- Male coaxial plug and 12v plug
- Sink plugs, washing up bowl and drainer
- Grill pan
- Microtag security marking kit
- Entrance door mat
- Shower curtain (362, 505, 556, 534 and 636)
- Hanging wardrobe shelves (472 and 534)

Avanté 636

6 Berth
1 or 2 Doubles
2 or 4 Singles
2 x Bunk beds



Elddis





Elddis Odyssey 2006

The 2006 Odyssey is the next step up from the Avanté and is packed with a host of improvements that give the 2006 Odyssey a truly modern look.

With more refinement and a higher specification the Odyssey offers superb value for money. The available options give you plenty of scope to match your needs.

2006 sees the addition of the new single axle 484 rear fixed bed layout.

Odyssey – Exterior Styling

Red and silver graphics give the Odyssey distinctive styling, but the most stunning exterior feature is the new Seitz privacy side and rear windows.

These automotive style windows not only look fantastic, they also offer a host of benefits including privacy from the neighbours, a cooler caravan interior and additional protection from the sunlight for upholstery and curtain fabrics.

Odyssey also benefits from the new modified A-frame and a new easy action handbrake on the BPW Swing V-Tech chassis.

The Odyssey also comes with heavy duty corner steadies, an exterior access door with 230v output socket and an exterior barbecue point as standard.

As with the Avanté a new, brighter, and more highly reflective rear visibility panel to aid night time safety whilst towing is also added for 2006.



Elddis





524



484

Odyssey - Interior Living Space

New Meredith chequered upholstery with rustic tones and Saffron removable carpets with bound edges complete the make over in Odyssey for 2006. This attractive interior is further enhanced with Montreal Maple veneered furniture, contrasting curtains, coordinating scatter cushions with accented styling and upholstered tiebacks.

The front chest of drawers conceals the new design slide out occasional table (parallel lounge models only).

A new Horrex full door fly screen supplies practicality whilst the un-tensioned, easy slide action is a major improvement.

The Kitchen

The new Spinflo 3 burner hob with large high speed multi-function burner accommodates larger saucepans and even woks. Add to this the new Prima Mark3 oven and the option of a microwave oven and cooking on site is as easy as at home.

The Argent stainless steel linen effect sink comes complete with a chopping board and removable drainer that store neatly inside the bespoke silver washing up bowl.

The space saving sink frees up more work surface making meal preparation even easier.


All worktops and occasional table tops are finished with 'Firedust' decorative laminate.



Elddis


Odyssey 482

2 Berth
1 x Double
or
2 x Single beds




Odyssey 484

4 Berth
1 x Fixed double
1 x Double bed




Odyssey 524L

4 Berth
1 x Double
1 x Single
1 x Bunk bed



Odyssey 534

4 Berth
1 x Fixed bed
1 x Double bed




Odyssey 524

4 Berth
1 x Double
1 or 3 Singles
1 x Bunk bed




Odyssey 540

4 Berth
1 x Fixed double
2 x Single beds



Odyssey 505

5 Berth
1 or 2 Doubles
2 x Singles
1 x Bunk bed



Elddis



Odyssey – Model Specific Improvements

- Bigger fixed double bed (longer and wider) in 540
- Rear bedroom TV shelf c/w 12v, 230v & aerial sockets in 540 layout
- Blown air heating outlet in bedroom in 540 layout
- New style folding side dinette table leg (524 only)
- New lift up kitchen worktop extension replaces tambour on 484/534 models
- L shaped front lounge to (505 layout only)
- Improved toilet layout including swivel toilet (505 layout only)
- New hanging collapsible wardrobe shelving (484/534 only)

Accessories Supplied with the Odyssey Range

- Owners Information Pack (Contains Owners Handbook and component manufacturers user manuals, spare fuses, regulatory certificates and forms)
- Large plastic step
- Wheel brace and corner steady handle
- 25m 230v hook up lead
- Maxi pump

- Crystal water filter
- Thetford Aqua Kem pack
- Status aerial customer pack
- Battery tray
- 2 x Corner steady locking pins
- Male coaxial plug and 12v plug
- Gas nozzle for exterior barbecue point
- Sink plugs, washing up bowl, drainer and chopping board
- Grill pan
- Microtag security marking kit
- Entrance door mat
- Shower curtain (484, 505 and 534)
- Hanging wardrobe shelves (484 and 534)







Elddis Crusader 2006

The premium crusader has the highest levels of specification in the Elddis range. In 2006 it receives a truly stunning exterior makeover with the introduction of ultra modern graphics and privacy windows - Superb style and value.

Crusader – Exterior Styling

Black and chrome aero style graphics and ultra-cool Seitz privacy windows set a new level in touring caravan design, set to make the 2006 Crusader a classic.

Outside you will find a modified A-frame and a new easy action handbrake on the BPW Swing V-Tech chassis, highly reflective rear visibility panel, heavy duty corner steadies and an exterior gas barbecue point.

The exterior access door opens to reveal a handy 230v output socket, ideal for when you want to watch TV in your awning.



Elddis





Sirocco



Hurricane



Hurricane

Crusader - Interior Living Space

Inside the 2006 Elddis Crusader is packed with a host of improvements including Explorer's exclusive 'So Comfortable' domestic quality pocket sprung mattress to fixed bed models. As the name implies this mattress is 'So Comfortable', you are assured of the best night sleep you may ever have had in a caravan.

All Crusaders are upholstered in the stunning Bekaert 'M' check interior colour scheme in darkest blue and beige, with extra lumbar cushioning.

The Elddis styling continues with black control panels, sockets, light switches, and all worktops and occasional table tops, are finished with silver grey granite effect decorative laminate.

Colour coordinated Remis folding doors replace the heavy solid wood partition doors.

The Kitchen

The new Spinflo 3 burner hob with high speed multifunction burner can accommodate large sauce pans up to 25cm, round and flat bottom woks up to 36cm and frying pans up to 24cm. Add to this the new Prima Mark3 oven and microwave oven supplied as standard and a simple cooked breakfast to a full evening meal are easily catered for.

The Argent stainless steel linen effect sink comes complete with a chopping board and removable drainer, as well as a cup, side plate and cutlery drainer that clips onto the Chinchilla glass sink cover. All store neatly inside the bespoke silver washing up bowl.

The space saving sink frees up more work surface making meal preparation even easier.

Dometic's new RM7291L 90ltr power fridge is a new addition and elegantly styled with its curved Montreal Maple veneer door. The Crusader Super Sirocco model goes one further with the new 7651L fridge freezer.




Elddis




Hurricane

2 Berth
1 x Double
or
2 x Single beds




Typhoon

4 Berth
1 x Double
1 or 3 Singles
1 x Bunk bed



Aurora

4 Berth
1 x Fixed double
2 x Single beds



Accessories Supplied with the Crusader Range

- Owners Information Pack (Contains Owners Handbook and component manufacturers user manuals, spare fuses, regulatory certificates and forms)
- Large plastic step
- Wheel brace and corner steady handle
- 25m 230v hook up lead
- Maxi pump
- Crystal water filter
- Mains water line
- Thetford Aqua Kem pack
- Status aerial customer pack
- Battery tray
- 2 x Corner steady locking pins
- Male coaxial plug and 12v plug
- Gas nozzle for exterior barbecue point
- Sink plugs, washing up bowl, drainer and chopping board
- Grill pan
- Microtag security marking kit
- Entrance door mat
- Big Feet corner steady pads
- Remote control for multi-changers
- Shower curtain (Sirocco and Super Storm)
- Wastemaster (twin axles only)



Elddis






Hurricane

Crusader - Improvements for 2006

- New style folding side dinette table leg (Typhoon only)
- Blown air heating outlet in bedroom in Aurora layout
- Bigger bed (longer and wider) in fixed double bed Aurora
- New rear bedroom TV shelf c/w 12v, 230v & aerial sockets in Aurora layout
- Improved toilet layout including swivel toilet (Super Storm model layout only)
- New L shaped front lounge to (Super Storm layouts only)
- Lift up kitchen worktop extension replaces tambour on Super Sirocco models
- New lounge position for space heater (Super Sirocco layouts only)
- Dometic 7651 L Fridge Freezer (Super Sirocco only)
- Hanging collapsible wardrobe shelving (Sirocco only)
- Micro switch in onboard fresh water tank to automatically switch off external water pump (twin axle models only)
- Front chest of drawers with slide out table extension (parallel lounge layout only)


Super Storm

6 Berth
 1 or Doubles
 2 or 4 Singles
 2 x Bunk beds




Storm

4 Berth
 1 x Fixed bed
 1 x Double bed or
 2 x Single beds




Super Sirocco

4 Berth
 1 x Fixed bed
 1 x Double bed



Sirocco

5 Berth
 1 or 2 Doubles
 1 or 2 Singles
 1 x Bunk bed



Theft Deterrent, Prevention and Security of Your Touring Caravan

This is taken very seriously with Eddis. That is why we have provided a combination of standard features and optional extras designed to deter and prevent thieves from stealing your property. And in the unlikely event that they should succeed, aid the identification and speedy recovery of your investment and assist in the prosecution of the thief.



Microtag©

Supplied as standard with every Eddis touring caravan, MicroTag© is an innovative and technologically advanced property tracing system that can be easily applied to all your valuables. Marking your property with Microdots not only deters theft, but will also help lead to the successful prosecution of the thief and the recovery of your stolen valuables.

Why Use Microdots? - In order for the Police to successfully prosecute, it is necessary to identify the true owner of stolen property. Marking your property with Microdots is the easiest way to ensure your valuables are quickly identified. You can Microdot all kinds of property against theft including your touring caravan, motor vehicles, televisions, bicycles, jewellery, in fact anything of value to you, that will also be of value to a thief.

In the event of theft or loss the police can locate the MicroDot by using an ultra violet light. The MicroDots are then read using a MicroDot reader, or a conventional microscope. Each MicroDot is laser etched with a freephone helpline and your own unique number which is registered on the International Security Register which is manned 24 hours a day, 365 days a year.

Robstop WS3000 Hitchlock

The Robstop WS3000 hitchlock is made of high-grade steel alloy with a cylinder lock. It is very simple to operate and prevents unauthorised coupling and disconnection. It also prevents dismantling of the coupling itself. The safety ball covers the ball head room of the WS3000 creating an additional means of protection (optional extra).

Anti-Wind Corner Steadies

The rear corner steadies on all Eddis touring caravans have a special cawling that allows for the precise positioning of a security bolt. Once the corner steadies are down, the bolt is put in place and padlocked*. This prevents the potential thief from being able to lift the corner steadies making it extremely difficult to tow the vehicle away.

Electronic Tagging

In conjunction with the CRiS registration scheme, all Eddis touring caravans are electronically tagged during manufacture for added security and ease of vehicle identification.



Robstop WS3000 Hitchlock



*padlock not supplied

Anti-Wind Corner Steadies



CRiS - The Caravan Registration and Identification Scheme


CRiS is the national register of UK manufactured touring caravans. Established by the National Caravan Council (NCC) in conjunction with HPI Ltd. All Elddis caravans are recorded on the CRiS database by their unique 17 digit Vehicle Identity Number (VIN). This VIN and the caravan description are recorded on the Touring Caravan Registration Document, which is sent by CRiS to the caravan's registered keeper.

CRiS issues Touring Caravan Registration Documents which are the equivalent of the log books issued by the DVLA for cars - the Touring Caravan Registration Document confirms the name of the registered keeper, the VIN and full vehicle description.

Window Etching & Chassis Marking

The VIN number is stamped onto the chassis of the touring caravan and etched onto all of the windows acting as a further deterrent.

Explorer Protect - Autowatch Alarm system



The Explorer Protect system, is fitted as standard on the Crusader range (optional extra on Odyssey and Avanté).

Manufactured by Autowatch, The Explorer Protect system is designed to give years of trouble free operation. Made with only the highest quality components and using state of the art technology you can be assured that your caravan has the best electronic protection available.

Each caravan alarm is installed with a Passive Infrared Detector (PIR), a wireless sensor that detects movement in the caravan and transmits a radio signal to the alarm module. If the alarm is on the siren will sound. A leg sensor, fully sealed against dust and water, detects if the corner stabilising leg is being raised or lowered and transmits a coded radio signal to the alarm. Additional sensors can be purchased from your retailer to enhance security.



Elddis



Product Development

Continuous Improvement, Product Development & Testing

The construction methods & the running gear and axles used in our touring caravans need to satisfy exacting requirements. All new touring caravans need to be as safe as possible & have the best build quality, issues that are taken very seriously with Elddis.

The large surface areas of the front & side walls of a caravan are fully exposed to head & side winds. These factors, combined with the weight of the vehicle & the higher centres of gravity present special challenges to our engineers.

Every new & ongoing development is accompanied by extensive studies & driving tests, many conducted jointly with or by our supply partners.

Stability and handling of a high performance car may rely on firm suspension, but not many cars have cupboards

full of crockery! Driving tests conducted by Explorer & BPW at the DAF Vehicle test centre in Eindhoven & the Dutch Safety Inspectorate in Lelystad, were used to establish the current touring caravan designs. During these tests every possible influence on the damping of caravan movement whilst being towed was painstakingly examined.

On the test track manoeuvres were undertaken in all driving conditions & on a variety of road surfaces. This included endurance tests on the notorious Belgium pavé road that proved the strength, build quality & reliability of our caravans over the equivalent of 13,500km. We have even undertaken a 24-hour high speed endurance trial around BMW's performance centre track, the purpose built Rockingham Raceway, as a means of testing both high speed stability & vehicle reliability in a way that far exceeds normal conditions experienced by our customers.

The information and data obtained in all of these tests is used to develop the caravan and running chassis to the highest standards, as in the case of our braking system that achieves deceleration values far in excess of statutory regulations.

BPW Swing V-Tec Chassis

The 2006 Elddis range of touring caravans features the advanced Swing V-Tec axle-chassis system from BPW, quite simply because we believe it to be the best available. Our rigorous testing at UK and European proving ground & vehicle test track facilities has proven its superior reliability & stability over other chassis makes available.

BPW are the European market leader with over 10 million axles sold world wide, & an enviable reputation for producing high quality equipment. BPW axle & suspension systems are designed for high performance, reliability and low maintenance.

The main advantages of the Swing V-Tec are:

- Improved ride stability due to a dynamic self-steering effect (un-noticeable in normal towing conditions), reducing the risk of swaying, sideways movement and side wind sensitivity.

- Greater stability even with sudden steering manoeuvres giving a wider margin of safety in an emergency situation.
- Excellent cornering ability due to increased tyre contact with the road, minimising body roll.
- Safer at high speed.

Winterhoff Stabiliser

The Winterhoff WS3000 is a convenient single lever system for easy coupling and stabilising. The special friction pads in the coupling are pressed against the tow ball of the towing vehicle under high spring pressure, thus suppressing dangerous snaking and pitching motions of the touring caravan before they build up.

The main advantages of the WS3000 stabiliser are:

- Dampens snaking and pitching of the touring caravan
- Allows more space between rear door mounted spare wheels, common on 4x4 tow vehicles and the open stabiliser
- Easy to read wear indicator
- Clip system for easy replacement of the friction pads
- Ease of engagement and disengagement

When combined with the Swing V-Tec chassis, the WS3000 offers the ultimate towing experience, but don't just take our word for it...

The RWTÜV Essen, as an objective, independent organisation carried out detailed comparative tests of all towing ball couplings and stabilising gear on the market during July and August 2004. These tests included criteria such as safety during towing, construction type related limited values, handling and maintenance of each system with a variety of weights. The comparative investigations were carried out at the Institute for Vehicle Technology in Essen, Germany and on the test area at Trier-Föhren Airfield. The test winner was the Winterhoff WS3000.



Elddis



Eddis Owners Club

As an Eddis owner, you are eligible to join the Eddis Owners Club. With a huge number of rallies and wide range of activities to take part in, membership adds a whole new dimension to the fun you can have and the friends you can make whilst enjoying your touring caravan.

For more information about the Eddis Owners Club follow the link on the Explorer Group website, visit the owners club site, or contact John Harrison for membership information at:

The Eddis Owners Club,
9 Brookside Avenue,
Bedale, North Yorkshire, DL8 2DP.

www.eddisowners.co.uk



Eddis

Standard Features and Optional Extras:

	Avanté	Odyssey	Crusader
One piece Full Height GRP front panel	X	X	✓
One piece 3/4 Height GRP front panel	✓	✓	X
Full height ABS rear panel	✓	✓	✓
New exterior graphics NEW	X	X	NEW
Exterior high level brake light	✓	✓	✓
Round Jokon rear light clusters	NEW	NEW	NEW
Jokon awning light	✓	✓	✓
Stainless steel grab handles front and rear	✓	✓	✓
BPW Swing V-Tec chassis with modified A-frame and new jockey wheel position NEW	NEW	NEW	NEW
Redesigned ABS hitch cover NEW	NEW	NEW	NEW
Easy action handbrake NEW	NEW	NEW	NEW
Winterhoff WS3000 stabiliser (Standard Fit)	NEW	NEW	NEW
Standard corner steadies	✓	X	X
Heavy duty corner steadies	X	NEW	✓
Big Feet for corner steadies	X	X	✓
14" steel wheels with silver wheel trims	✓	✓	✓
High Powered Silver alloy wheels with distinctive branded wheel centres	○	○	○
Steel spare wheel complete with carrier	○	✓	✓
Robstop hitch lock	○	○	○
Anti-wind locking bolts to rear corner steadies	✓	✓	✓
Autowatch security alarm system	○	○	✓
Single key operation to all exterior lockers and doors	✓	✓	✓
Awning warmer system	○	✓	✓
Exterior gas barbecue point	X	✓	✓
Hartal exterior door with new easy catch integral blind NEW	X	NEW	NEW
Elbbee exterior door with waste bin	✓	X	X
Montreal Maple furniture	✓	✓	✓
Montreal Maple wallboard	X	✓	✓
Dometic RM7291 L 90ltr power fridge with curved door NEW	X	X	NEW
Dometic RM7270 80ltr power fridge	X	✓	X

	Avanté	Odyssey	Crusader
Dometic 7651 L Fridge Freezer (Super Sirocco Only) NEW	X	X	NEW
Thetford N80P 80ltr fridge	✓	X	X
Truma Ultraheat Auto fire	✓	✓	✓
Blown air heating	✓	✓	✓
Truma Ultrastore water heater	✓	✓	✓
Truma Crystal water filter and Maxi pump and waterline (Submersible pump on twin axle Crusader)	X	X	✓
Truma Crystal water filter and Maxi pump	X	✓	X
Truma Compact water filter and Maxi pump	✓	X	X
Thetford rotatable cassette toilet with electronic flush	X	X	✓
Thetford rotatable cassette toilet	✓	✓	X
Thetford cassette toilet (362/556 only)	✓	X	X
Prima Mark3 Oven Unit NEW	NEW	NEW	NEW
Spinflo 3 burner hob with large high-speed multi-function burner NEW	NEW	NEW	NEW
Space saving Argent stainless steel sink NEW	NEW	NEW	NEW
Reich Trend chrome faucets	✓	✓	✓
Chinchilla glass hob covers (can be used as a cutting surface)	✓	✓	✓
Chinchilla glass sink cover c/w new cup, plate and cutlery drainer rack NEW	X	X	NEW
Bespoke silver wash bowl c/w new removable drainer & chopping board NEW	X	NEW	NEW
Bespoke silver wash bowl c/w new removable drainer NEW	NEW	X	X
Microwave oven 230v	X	○	✓
Zoe eyeball 12v reading lights	✓	✓	✓
BCA mains 230v wall lights	✓	✓	✓
12v Lumo and Crown Ice ceiling and locker lights NEW	NEW	NEW	NEW
Status directional TV/FM aerial	X	X	✓
Status omni-directional TV aerial	✓	✓	X
Ring AM antenna NEW	○	○	NEW
Sony CD Radio Tuner (pre-wired)	(○)	(○)	✓
Sony 10 stack CD multi-changer c/w remote control NEW	X	X	○

	Avanté	Odyssey	Crusader
Sony stereo speakers	(○)	✓	✓
Roman blind to end washroom models	✓	✓	✓
Nemplas twin curtain track	✓	✓	✓
Improved toilet layout including swivel toilet (505/Superstorm model layout only)	NEW	NEW	NEW
Contemporary brushed steel effect washroom fittings	✓	✓	✓
Reich chrome shower and vanity taps	X	✓	✓
Whale white shower and vanity taps	✓	X	X
Laundry bag for smalls to rear washrooms (482/524/524L/Hurricane/Typhoon only)	✓	✓	✓
Hanging collapsible wardrobe shelving (certain models) NEW	NEW	NEW	NEW
Anti-bacterial non-slip shower mat	✓	✓	✓
Horrex easy slide full door flyscreen NEW	NEW	NEW	NEW
Omnivert 12v 2-way fan	○	✓	✓
Dometic roof mounted air conditioning unit to twin axle models	X	X	○
Large Heki II rooflights (x2 in fixed bed Odyssey models only)	X	✓	✓
Midi-Heki rooflight (x2 on fixed bed models)	✓	X	X
Mini Heki rooflight to washroom	X	✓	✓
Polyplastic 4.26 double glazed flush fit front windows	✓	✓	✓
Polyplastic series 4.28 side and rear windows	✓	X	X
Seitz series S6.4 privacy glass side and rear windows c/w cassette blinds and flyscreens NEW	X	NEW	NEW
New upholstery	X	NEW	X
Loose lay removable carpet	○	✓	✓
Fitted carpet	✓	X	X
Black door mat and tray	X	✓	✓
Fitted door mat	✓	X	X
Remis folding doors	✓	NEW	NEW
Timber effect tambour doors	✓	✓	✓
Upholstered drinks cabinet	X	✓	✓
Upholstered key station	X	✓	✓
Drop down bed box doors to front dinette	○	✓	✓

	Avanté	Odyssey	Crusader
Exterior access door with 230v socket (Avante 534/540 Only)	○	X	X
Exterior access door with 230v socket (Odyssey 484/534/540 Only)	X	✓	X
Exterior access door with 230v socket (Aurora/540/SuperSirocco/Storm Only)	X	X	✓
10 gallon onboard water tank (twin axles only)	X	X	✓
Micro switch in onboard tank to automatically switch off external water pump (twin axle Crusader only) NEW	X	X	✓
Full height exterior storage locker (482 & 524/Hurricane & Typhoon)	✓	✓	✓
Exclusive 'So Comfortable' pocket sprung domestic quality fixed bed mattress NEW	X	X	NEW
One piece upholstered double bed sprung mattress (fixed double beds only) NEW	NEW	NEW	X
One piece metal (fixed doubles only) bed frame c/w easy lift gas struts NEW	NEW	NEW	NEW
Bigger fixed double bed (longer and wider) in Aurora/540 NEW	NEW	NEW	NEW
Rear bedroom TV shelf c/w 12v, 230v & aerial sockets in Aurora/540 layout NEW	NEW	NEW	NEW
Blown air heating outlet in bedroom in Aurora/540 layout NEW	NEW	NEW	NEW
Front chest of drawers with slide out table extension (not in L shaped lounges) NEW	NEW	NEW	NEW
Lift up table in lieu of front chest of drawers (Odyssey/Omega 484 Only)	X	○	X
Decorative laminate to all furniture work tops NEW	NEW	NEW	NEW
New style side dinette table leg (524/524L/556/Typhoon only) NEW	NEW	NEW	NEW
Lift up kitchen worktop extension replaces tambour on 484/534/Super Sirocco models NEW	NEW	NEW	NEW
New L shaped front lounge to (Super Storm/636/505 layouts only) NEW	X	NEW	NEW
New lounge position for spaceheater (Super Sirocco layout only) NEW	X	X	NEW

NEW = Completely for 2006 NEW = Design or to this model
 ○ = Optional Extra X = Not available



The Elddis Promise

For over 40 years value for money has been central to the design and development of Elddis touring caravans. Through the building and rigorous testing of prototypes, to construction, fitting and finishing. The wide range of products we currently offer embraces every imaginable lifestyle.

All of The Explorer Group's touring caravans comply with relevant European standards and UK Road Vehicle Regulations.

Peace of Mind

We recognise the value that peace of mind affords on the open road. So in addition to using the latest materials, components and manufacturing techniques, we offer a range of warranties: 5 Year Water Ingress Guarantee and 3 Year Comprehensive Factory Backed Warranty. An exceptional package of warranty cover designed to give you long-term peace of mind, and enhance the resale value of your investment.



NATIONAL CARAVAN
COUNCIL LIMITED



north east
england



Elddis



Elddis on the Web

Details of your nearest retailer, latest news, useful downloads and other Elddis vehicles can be found on our fully detailed website at:

www.elddis-caravans.com

This brochure does not constitute an offer by The Explorer Group Limited (Explorer). Explorer reserves the right to, and does alter from time to time, technical specifications, prices and model ranges as materials, model improvements and conditions require, and can accept no responsibility for discrepancies between these and subsequent models shown.

This brochure and the photographs used are for guidance purposes only. Please be sure to check full current and technical specifications with your retailer, or on our website, before ordering your new touring caravan.

All household items illustrated in the brochure are used to enhance photography and are for display purposes only. They are not supplied with your touring caravan.

Please note that Approved Retailers are not the agents of The Explorer Group Limited. Accordingly they have no authority to bind Explorer or to make any representation or undertaking whatsoever on behalf of Explorer.

The Explorer Group Limited
Manufacturers of Touring Caravans & Motorhomes

Explorer House, Delves Lane, Consett, Co.Durham DH8 7PE

Tel: 01207 699 000 Fax: 01207 699 001

www.explorer-group.co.uk