




# The Italian Collection 2007





# CARIOCA

•625 •656 •694  
•705 •706G





706G



656



706G



705



706G

## The best-selling Carioca range now features five fantastic models.

All are built on the Fiat Ducato X2/50 with an impressive power output of 130 bhp as standard. The specification of the cab is significantly increased to include ABS brakes, driver's airbag, cruise control and electric windows and mirrors. The Carioca Range is ideal for both couples and families. Features include: U.K. handled near-side entry door, full kitchen (some with full cooker), washroom with separate shower and bi-fold doors. With a choice of sleeping and travelling places from two to six people, this range continues to offer excellent value for money.

Joining the 625, 656 and 706G (previously 665G) in the range of overcab models is the 705 featuring a comfortable lounge, large kitchen and end bathroom. The low profile 694 has been lengthened and offers a permanent double bed and extensive kitchen, with a large fridge and a separate freezer. All interior soft furnishings are designed and manufactured in the U.K. This makes the Carioca the **only** Italian motorhome manufactured exclusively for this country.






# CARIOCA



Ci and Fiat  
- a formidable  
combination.



656



694



694

## Extended warranty and Fiat Camper Assistance included.

We have extended the normal manufacturers warranty to include cover for major items for an extra period, giving you peace of mind for a total of 36 months. Full details are outlined in your Ci policy document.

In addition, the two year warranty from Fiat is complemented by a further package designed to ensure confidence when using Fiat chassis cabs. Fiat camper assistance has over 1,100 specialist centres in the U.K and throughout Europe, these centres are designed to accommodate motorhomes and offer help in the event of an accident, breakdown etc.



625





# MIZAR

A stunning motorhome which is truly the envy of the competition.





## Mizar range extended to three vehicles for 2007.

The impressive new Fiat Ducato X2/50 chassis cab is the base vehicle for the Mizar range. It's new high specification is complemented by the new optional powerful 160 bhp engine, this is in addition to the 130 bhp engine offered elsewhere in the Ci range.

The designer's brief for 2007 was to create a motorhome that would be the envy of the competition. This has been achieved through the design of a vehicle, where the

attractive sweeping lines of the exterior are mirrored internally by curved furniture in the lounge kitchen and washroom.

For this season, the GTL has the option of a permanent lounge with two sofas (one L-shaped) or a dining arrangement which converts into a double bed.

An additional layout joins the range and offers spacious storage at the rear under a comfortable transverse double bed, as well as a drop-down double bed above the cab.






# CIPRO



Renault the  
automatic choice.





## Elegant styling with a choice of four driving options.

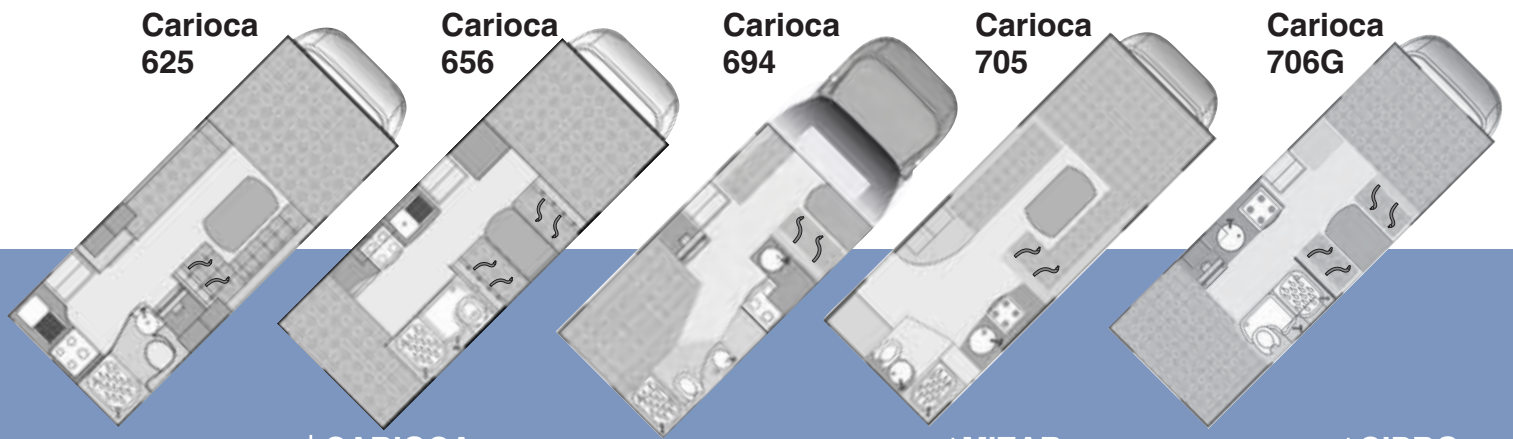
The 2007 low-profile Cipro 85 is built on the Renault Master chassis cab which now offers two power options on its 2.5 engine, as well as an optional automatic gearbox. Both the 120 and 150 bhp are now available from the DCi turbo diesel multi-jet engine, giving you, the customer, more choice. This high specification cab now includes driver and passenger air-bags, ABS brakes, electric windows and mirrors and remote control central locking. All soft furnishings are manufactured in the U.K. and when coupled with the flexible layout,

deliver tremendous character and style to people on the move. The two rear single beds with built-in ratchets offer various reclining heights and can also be converted into a transverse double bed if required. The lounge/dining area which includes swivelling cab-seats, can be turned into a single bed for that extra guest. Spacious external storage is featured under the rear beds for the carrying of those bulky items. The Cipro offers a separate washroom and shower, a spacious kitchen and full cooker.



|  | Carloca 625 | Carloca 656 | Carloca 694 | Carloca 705 | Carloca 706G | Cipro 85 | Mizar G Living | Mizar GTL | Mizar GTL Living |
|--|-------------|-------------|-------------|-------------|--------------|----------|----------------|-----------|------------------|
| <b>Exterior Features</b>   |             |             |             |             |              |          |                |           |                  |
| GRP exterior side-walls and rear   | ■           | ■           | ■           | ■           | ■            | ■        | ■              | ■         | ■                |
| Roof rack and ladder   | ■           | ■           | -           | ■           | ■            | -        | ■              | ■         | ■                |
| Fibre-glass monocoque overcab  | -           | -           | -           | -           | -            | -        | ■              | ■         | ■                |
| Fixing bracket for cycle carrier   | ■           | ■           | ■           | ■           | -            | -        | -              | ■         | ■                |
| High-level brake light   | ■           | ■           | ■           | ■           | ■            | ■        | ■              | ■         | ■                |
| Integral entrance step   | -           | ■           | ■           | -           | ■            | -        | ■              | ■         | ■                |
| Electric entrance step   | ■           | -           | -           | ■           | -            | ■        | -              | -         | -                |
| Opening window in exterior door  | -           | -           | -           | -           | -            | ■        | ■              | ■         | ■                |
| Awning light   | ■           | ■           | ■           | ■           | ■            | ■        | ■              | ■         | ■                |
| Exterior access locker door  | ■           | ■           | ■           | ■           | ■            | ■        | ■              | ■         | ■                |
| Insulation in floor  | 70mm        | 70mm        | 70mm        | 70mm        | 70mm         | 50mm     | 70mm           | 70mm      | 70mm             |
| 30mm insulation in walls and roof  | ■           | ■           | ■           | ■           | ■            | ■        | ■              | ■         | ■                |
| Seitz windows  | -           | -           | -           | -           | -            | ■        | ■              | ■         | ■                |
| Colour-coded front bumper  | -           | -           | -           | -           | -            | ■        | ■              | ■         | ■                |
| Alko air suspension  | -           | -           | -           | -           | -            | ■        | ■              | ■         | ■                |
| Alloy wheels   | -           | -           | -           | -           | -            | -        | ■              | ■         | ■                |
| Spare wheel  | ■           | ■           | ■           | ■           | ■            | ■        | -              | -         | -                |
| Fix and Go kit   | -           | -           | -           | -           | ■            | -        | ■              | ■         | ■                |
| <b>Cab</b>   |             |             |             |             |              |          |                |           |                  |
| Automotive-style carpets   | ■           | ■           | ■           | ■           | ■            | ■        | ■              | ■         | ■                |
| Insulated silverscreen for cab   | ■           | ■           | ■           | ■           | ■            | ■        | ■              | ■         | ■                |
| Driver and passenger arm-rests   | ■           | ■           | ■           | ■           | ■            | ■        | ■              | ■         | ■                |
| Colour co-ordinated upholstered cab seats  | ■           | -           | ■           | ■           | -            | ■        | ■              | ■         | ■                |
| Swivel driver's and passenger's seats  | ■           | -           | ■           | ■           | -            | ■        | ■              | ■         | ■                |
| <b>Interior Features</b>   |             |             |             |             |              |          |                |           |                  |
| Flyscreens and nightblinds to windows  | ■           | ■           | ■           | ■           | ■            | ■        | ■              | ■         | ■                |
| Flyscreens and nightblinds to door windows                                       | -           | -           | -           | -           | -            | ■        | ■              | ■         | ■                |
| Waste bin on door liner  | -           | -           | -           | -           | -            | ■        | ■              | ■         | ■                |
| Exterior flyscreen door  | ■           | ■           | ■           | ■           | ■            | -        | -              | -         | -                |
| Roof vents with flyscreens   | ■           | ■           | ■           | ■           | ■            | ■        | ■              | ■         | ■                |
| Panoramic rooflight with nightblind and flyscreen                                | ■           | ■           | ■           | ■           | ■            | ■        | ■              | ■         | ■                |
| Slide out support for LCD TV   | -           | -           | -           | -           | -            | ■        | ■              | ■         | ■                |
| LCD flatscreen facilities  | ■           | ■           | ■           | ■           | ■            | ■        | ■              | ■         | ■                |
| Lockable services cupboard   | ■           | ■           | ■           | ■           | ■            | ■        | ■              | ■         | ■                |
| Low energy lighting  | ■           | ■           | ■           | ■           | ■            | ■        | ■              | ■         | ■                |
| 3 point inertia seat-belts in forward-facing dinette                             | ■           | ■           | ■           | ■           | ■            | ■        | ■              | ■         | ■                |
| Removable carpet over vinyl floors   | ■           | ■           | ■           | ■           | ■            | ■        | ■              | ■         | ■                |
| 2 point seat-belts in rear facing dinette  | -           | ■           | -           | -           | ■            | -        | -              | -         | -                |
| <b>Kitchen</b>   |             |             |             |             |              |          |                |           |                  |
| Cooker hood incorporating extractor fan and light                                | -           | -           | -           | -           | -            | ■        | ■              | ■         | ■                |
| 4-burner hob and 20l mini-oven with grill  | ■           | ■           | ■           | ■           | -            | -        | -              | -         | -                |
| Caprice 4-burner hob, grill and oven   | -           | -           | -           | -           | ■            | ■        | ■              | ■         | ■                |
| Fridge sizes (170ltr includes separate freezer)                                  | 110ltr      | 117ltr      | 170ltr      | 117ltr      | 117ltr       | 110ltr   | 170ltr         | 170ltr    | 170ltr           |
| Chrome mixer tap   | ■           | ■           | ■           | ■           | ■            | ■        | ■              | ■         | ■                |
| Flush fitting sink   | ■           | ■           | ■           | ■           | ■            | ■        | ■              | ■         | ■                |
| <b>Gas/Water</b>   |             |             |             |             |              |          |                |           |                  |
| Gas locker storage for 1 x 15kg and 1 x 7kg                                      | ■           | ■           | ■           | ■           | ■            | ■        | ■              | ■         | ■                |
| Truma 3kw heater   | ■           | ■           | -           | ■           | ■            | -        | -              | -         | -                |
| Truma 4kw combi heater   | -           | -           | ■           | -           | -            | -        | -              | -         | -                |
| Blown air heating (*includes Luton area vent)                                    | *■          | *■          | ■           | *■          | *■           | ■        | *■             | *■        | *■               |
| Truma 6kw combi boiler providing hot water and blown air using both 220v and gas | -           | -           | -           | -           | -            | ■        | -              | -         | -                |
| Webasto diesel heating (3.5kw)   | -           | -           | -           | -           | -            | -        | ■              | ■         | ■                |
| Truma water heater   | ■           | ■           | -           | ■           | ■            | -        | ■              | ■         | ■                |
| Fresh water tank   | 110ltr      | 110ltr      | 110ltr      | 110ltr      | 130ltr       | 110ltr   | 110ltr         | 110ltr    | 110ltr           |
| 105ltr waste water tank  | ■           | ■           | ■           | ■           | ■            | ■        | ■              | ■         | ■                |
| En-route heating   | -           | -           | -           | -           | -            | ■        | -              | -         | -                |
| <b>Electrics</b>   |             |             |             |             |              |          |                |           |                  |
| 85 amp/hr leisure battery  | ■           | ■           | ■           | ■           | ■            | ■        | ■              | ■         | ■                |
| Electrical control panel   | ■           | ■           | ■           | ■           | ■            | ■        | ■              | ■         | ■                |
| Battery charger and transformer  | ■           | ■           | ■           | ■           | ■            | ■        | ■              | ■         | ■                |
| 3 x 220v sockets   | ■           | ■           | ■           | ■           | ■            | ■        | ■              | ■         | ■                |
| 12v sockets  | 2           | 2           | 1           | 2           | 2            | 2        | 1              | 1         | 1                |
| <b>Washroom</b>  |             |             |             |             |              |          |                |           |                  |
| Separate shower area with bi-fold (B) or curved (C) shower door                  | B           | B           | B           | B           | B            | B        | C              | C         | C                |
| Chrome mixer taps  | ■           | ■           | ■           | ■           | ■            | ■        | ■              | ■         | ■                |
| 12v electric flush Thetford toilet   | ■           | ■           | ■           | ■           | ■            | ■        | ■              | ■         | ■                |
| Vanity/storage unit  | ■           | ■           | ■           | ■           | ■            | ■        | ■              | ■         | ■                |

# Features and Specification



### CARIOCA

### MIZAR

### CIPRO

#### MODEL

625

656

694

705

706G

G

GTL

GTL Living

85

|                               |             |                      |             |             |                       |             |                       |             |  |
|-------------------------------|-------------|----------------------|-------------|-------------|-----------------------|-------------|-----------------------|-------------|--|
| Chassis                       | 33          | 35                   | 35sp        | 35          | 40H                   | 40H         | 40H                   | 40H         | Renault Master                                     |
| Wheelbase(mm)                 | 3450        | 3800                 | 4035        | 3800        | 4035                  | 4035        | 4035                  | 4035        | 4078   |
| <b>DIMENSIONS (M)</b>         |             |                      |             |             |                       |             |                       |             |  |
| Overall length                | 6.28        | 6.69                 | 6.91        | 6.94        | 7.26                  | 7.32        | 7.28                  | 7.28        | 6.99   |
| Overall height                | 3.20        | 3.20                 | 2.90        | 3.20        | 3.20                  | 3.22        | 3.22                  | 3.22        | 2.70   |
| Overall width                 | 2.24        | 2.24                 | 2.24        | 2.24        | 2.24                  | 2.31        | 2.31                  | 2.31        | 2.33   |
| <b>WEIGHTS (kgs)</b>          |             |                      |             |             |                       |             |                       |             |  |
| Max. gross vehicle            | 3300        | 3500                 | 3500        | 3500        | 4000                  | 4000        | 4000                  | 4000        | 3500 / 3800  |
| Ex-works weight*              | 2875        | 2915                 | 2835        | 2985        | 3055                  | 3225        | 3200                  | 3225        | 2905   |
| Authorised towing weight      | 1200        | 1200                 | 1200        | 1200        | 1200                  | 1200        | 1200                  | 1200        | 1200   |
| Designated seats (inc.driver) | 4           | 6                    | 4           | 4           | 6                     | 4           | 4                     | 4           | 4  |
| Berths                        | 5           | 6                    | 4           | 5           | 6                     | 4           | 6                     | 4           | 3  |
| <b>BED SIZES (mm)</b>         |             |                      |             |             |                       |             |                       |             |  |
| Rear double bed               | –           | –                    | 1960 x 1280 | –           | 2160 x 1367<br>(1327) | 2120 x 1330 | –                     | –           | –  |
| 2 rear single beds            | –           | –                    | –           | –           | –                     | –           | –                     | –           | 2000 x 800 (1)<br>1900 x 800 (2)<br>or 2000 x 1250 |
| Double bed                    | –           | –                    | –           | –           | –                     | –           | –                     | –           | –  |
| Dinette double bed            | 1850 x 1250 | 1835 x 1250          | 1835 x 1250 | 1935 x 1250 | 1835 x 1250           | –           | 2160 x 1500<br>(1400) | –           | –  |
| Dinette single bed            | 1850 x 660  | –                    | –           | 1935 x 660  | –                     | –           | –                     | –           | –  |
| Front single                  | –           | –                    | –           | –           | –                     | –           | –                     | –           | 2000 x 590   |
| Bunks (2)                     | –           | 2160 x 1000<br>(845) | –           | –           | –                     | –           | 2040 x 810            | 2040 x 810  | –  |
| Overcab bed                   | 2160 x 1500 | 2160 x 1500          | –           | 2160 x 1500 | 2160 x 1500           | 2020 x 1380 | 2020 x 1380           | 2020 x 1380 | –  |

\*Includes driver and 90% fuel.



#### CARIOCA

130bhp 2.3 Multijet diesel 6 speed manual gearbox. Turbocharger with intercooler. Camping car suspension. ABS brakes. EBD (electronic brake force distribution). Cruise control. Electronically operated cab windows. Electrically heated and adjustable door mirrors. Remote central locking. Power assisted steering. Drivers airbag.



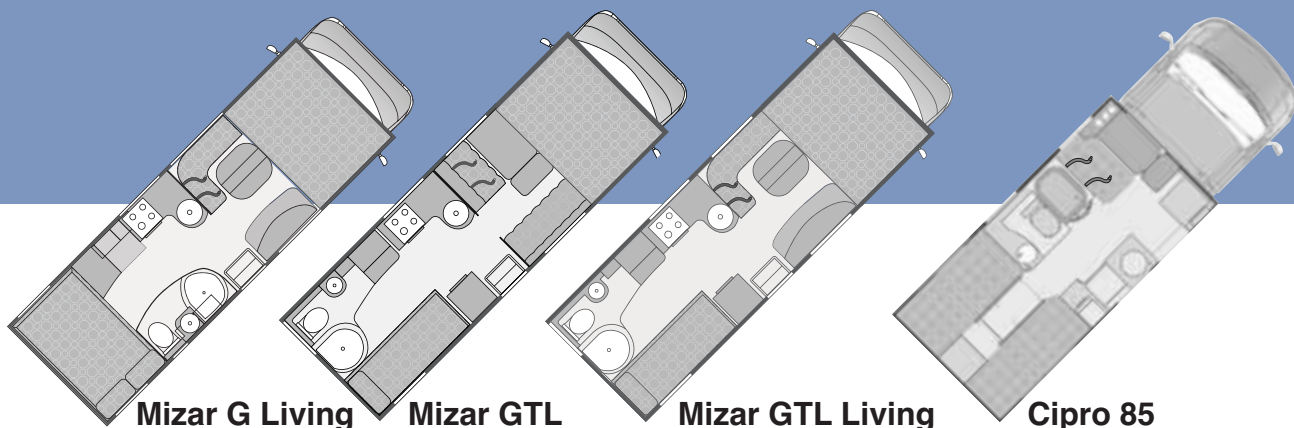
#### MIZAR

Option of 130bhp 2.3 or 160bhp 3.0 Multijet diesel 6 speed manual gearbox. Turbocharger with intercooler. Power assisted steering. Camping car suspension. ABS brakes. EBD (electronic brake force distribution) Cruise control. Electronically operated cab windows. Electrically heated and adjustable door mirrors. Remote central locking. Driver's airbag. Passenger's airbag on 160bhp versions.



#### CIPRO

Option of 120 or 150bhp 2.5dCi turbo-diesel multi-jet engine. 6 speed manual gearbox with automatic option. Power assisted steering. Re-inforced suspension and tyres. ABS brakes. EBV (Electronic Brake Proportioning Valve) electronically operated cab windows and door mirrors. Remote central locking. Driver's and passenger's airbags.



Mizar G Living

Mizar GTL

Mizar GTL Living

Cipro 85



# The Italian Collection 2007

