



Enjoy the freedom

Complete customer satisfaction is always a top priority at Ace and the quality ethos extends to the after sales service and market-leading manufacturer's warranty package that comes with every new Ace motorhome. This is designed to give customers confidence in the latest generation of motorhomes.

All Ace motorhomes come with a comprehensive warranty covering both the Fiat base vehicle and the coachbuilt conversion element of the product. Swift Group Limited provides a three year warranty on the coachbuilt element of the motorhome. The warranty covers all the key elements of the motorhome in year one and continues with specified exceptions in years two and three. The warranty is subject to certain terms and conditions and full details can be found under the warranty section on [www.swiftgroup.co.uk](http://www.swiftgroup.co.uk)

Fiat provides a three year manufacturers warranty on the base vehicle and a three year pan European Camper Assistance roadside assistance and breakdown cover operated in conjunction with the RAC. Full details of this cover can be obtained from your local dealer and is subject to certain terms and conditions.



All Swift Group models have been certified by the National Caravan Council for compliance with stringent European Standards, British Legislation and industry set Codes of Practice specifically relating to health and safety issues. The approval process covers the testing and inspection of critical areas of the product from fire safety, weights and dimensions, to gas, electrics and ventilation. Every Ace motorhome carries the "NCC Approved Motor Caravan" badge. The NCC also conducts unannounced inspections at the Swift factory to ensure continued compliance. NCC Approval gives you peace of mind that your motor caravan is legal and safe.

All Ace motorhomes are European Whole Vehicle Type Approved. We believe that the Swift Group is currently the only UK manufacturer to have this approval. This is your assurance that these motorhomes meet all European regulations, and have been constructed and conform to approved standards of safety and manufacturing.

#### Your local dealer

This brochure does not constitute an offer by Swift Group Limited (Swift). Swift reserves the right to alter specifications and prices at any time as materials and conditions demand. Distributors and dealers sell Ace products on their own account and not as agents of Swift. Accordingly, they have no authority to bind Swift or to make any representation or undertaking whatsoever on behalf of Swift.

All props are for photographic purposes only and are not included in the specification  
Issued October 2008

# Ace Airstream



Enjoy the freedom

#### Ace Motorhomes

Dunswell Road, Cottingham,  
East Yorkshire HU16 4JX.

Tel: 01482 847332

Fax: 01482 841042

email: [enquiry@swiftgroup.co.uk](mailto:enquiry@swiftgroup.co.uk)  
website: [www.acemotorhomes.co.uk](http://www.acemotorhomes.co.uk)

A MEMBER OF THE SWIFT GROUP



**Quality carpet**

Luxury carpet with 45oz pile weight (a 70% increase) looks good longer

**Sunroof**

Double glazed cab sunroof with adjustable blind

**Awning**

Full-length canopy awning now comes as standard

**Fixed bed mattress**

'Ultra Comfort' domestic standard mattress

**The luxurious low profile Airstream** collection offers excellent accommodation for couples and features new 'Oregon pine' furniture with ebony accents and complementary soft furnishing, new energy saving LED lighting plus many more detailed improvements to enhance the four versatile layouts, which include a Compact model and a fixed bed option. Luxury can be further increased with the new optional Diamond Pack.


**Reversing Camera**

Colour reversing camera with infra-red night vision



**LED lighting**

Most lighting is by high output, soft white LEDs which contribute to a 70% reduction in lighting power consumption, prolonging the life of your battery and making it realistic to power the system from a solar panel, for which there is now roof and wiring preparation



Coffee table optional

### Fridge freezer

New 175 litre Smart Energy Selection Fridge freezer (104 litre in 600EK)

### Radio

Radio/CD/MP3 player with iPod/MP3 connection

### The aerodynamic body shell

sits on a low-line chassis with a special wide rear track\* which offers superior ride, comfort and road handling.

With an increase in length, the 630EW now has longer seats/single beds and a new spacious walk-in shower and the 630PR offers more central space and a vast new 175 litre fridge freezer. All models offer a high level of interior and exterior specification with new enhancements to improve the living and driving experience.

All washrooms feature a separate shower area or cubicle, an electric flush cassette toilet and handy storage space with washbasins neatly integrated into a useful cupboard unit and an overhead storage locker.

\*except 600EK compact.





**Remote locking**

New remote central locking of cab doors and entrance door



**Cruise control**

Cruise control comes as part of new optional Diamond pack



**Automatic gearbox**

Optional Comfort-Matic automatic gearbox available with 160bhp engine

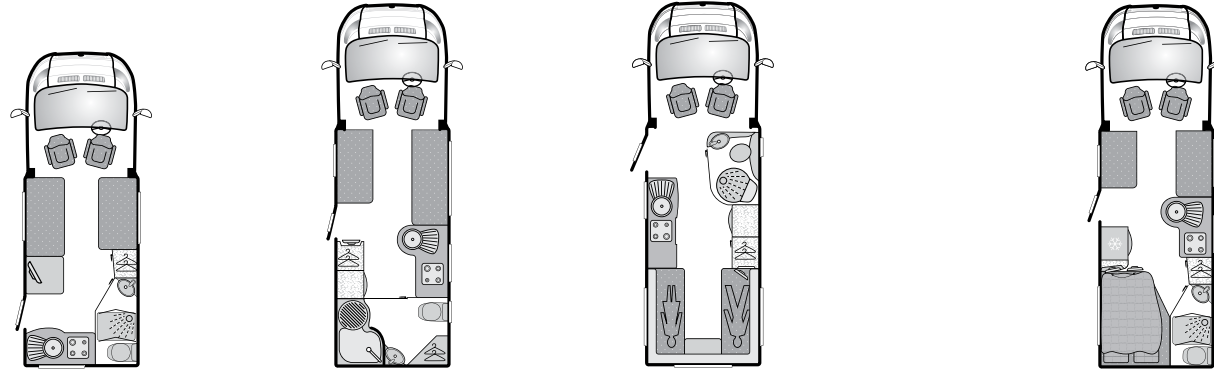


**Pleated cab blinds**

Pleated windscreen and cab side window blinds



# Specification

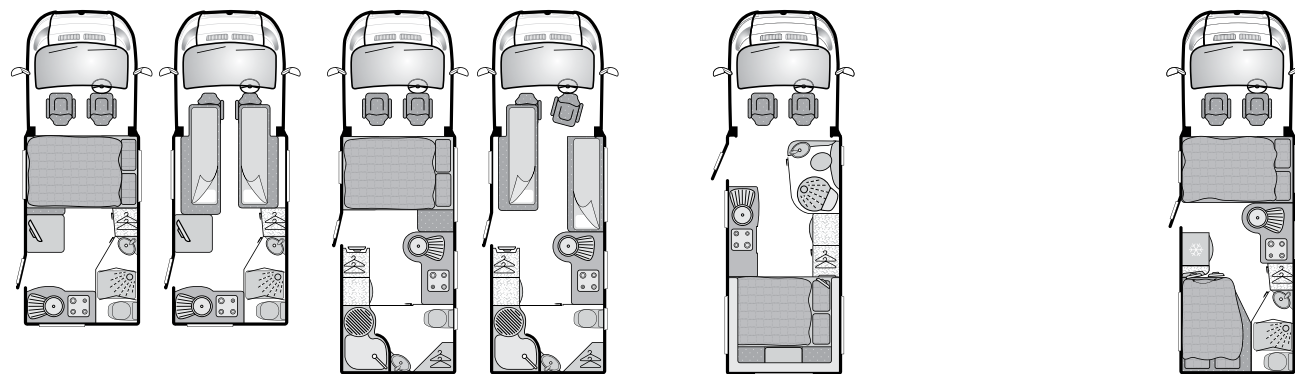


## Model

	600EK Compact		630EW		630PR		680FB	
	Standard	Optional	Standard	Optional	Standard	Optional	Standard	Optional
Fiat MultiJet Diesel Engine	100	130	130	160 Auto	130	160 Auto	130	160 Auto
Engine Capacity	2198cc	2287cc	2287cc	2999cc	2287cc	2999cc	2287cc	2999cc
Engine Power	100bhp	130bhp	130bhp	157bhp	130bhp	157bhp	130bhp	157bhp
Engine Torque	250Nm	320Nm	320Nm	400Nm	320Nm	400Nm	320Nm	400Nm
Chassis	Fiat special low line		Fiat special low line		Fiat special low line		Fiat special low line	
Wheel Base	3.00m/9'10"		4.04m/13'3"		4.04m/13'3"		4.04m/13'3"	
Designated Passenger Seats	1		1		1		1	
Berths (sleeping positions)	2		2		2		4	
Overall Length (no ladder)*	5.90m/19'4"		7.04m/23'1"		7.04m/23'1"		7.04m/23'1"	
Overall Width (mirrors folded)	2.31m/7'7"		2.35m/7'8"		2.35m/7'8"		2.35m/7'8"	
Overall Height	2.77m/9'1"		2.77m/9'1"		2.77m/9'1"		2.77m/9'1"	
Maximum Technical Permissible Laden Mass (A)	3300kg		3500kg		3500kg		3500kg	
Mass in Running Order (B)†	2875kg	2890kg	3135kg	3202kg	3140kg	3207kg	3140kg	3207kg
Maximum User Payload (A-B)	425kg	410kg	365kg	298kg	360kg	293kg	360kg	293kg
Essential Habitation Equipment	10kg		10kg		10kg		10kg	
Maximum Recommended Trailer Weight (up to)**	1125kg	1400kg	1340kg		1340kg		1340kg	
Gross Train Weight	5300kg	5800kg	6000kg		6000kg		6000kg	

## Bed Sizes

Front Double	2.06m x 1.38m/1.24m/6'9" x 4'6"/4'1"	2.11m x 1.81m/1.33m/6'11" x 5'11"/4'4"		2.11m x 1.24m/1.06m/6'11" x 4'1"/3'6"
Front Nearside Single	1.93m x 0.71m/6'4" x 2'4"	1.93m x 0.71m/6'4" x 2'4"		
Front Offside Single	1.78m x 0.71m/5'10" x 2'4"	1.81m x 0.72m/5'11" x 2'4"		
Rear Double			2.11m x 1.33m/6'11" x 4'4"	1.90m x 1.32m/6'3" x 4'4"
Rear Nearside Single			1.79m x 0.71m/5'10" x 2'4"	
Rear Offside Single			1.89m x 0.71m/6'2" x 2'4"	



## Notes

600EK (both front side singles) and 630EW (front nearside single) are sized with a loose cab seat infill which extends the bed length

\* For optional roof ladder add 100mm.  
\*\* Gross train weight must not be exceeded. Please consult your dealer for more detailed towing information

† The Mass in Running Order is the mass of the unladen vehicle including a 75kg allowance for the driver plus engine coolants and 90% of the fuel tank, water tank and gas capacity.

# Features

## Key features

- Class-leading performance and economy from Fiat's 100 or 130 MultiJet diesel engines (see spec table)
- Optional 160 MultiJet diesel engine with Comfort-Matic automatic gearbox and ESP (except 600EK Compact)
- Optional upgrade to 130 MultiJet diesel engine (600EK Compact)
- Special wide rear track (except 600EK Compact) and rear anti-roll bar
- Heavy duty chassis extensions ready for optional homologated towbar
- Driver and **NEW** passenger airbag
- **NEW** Full-length canopy awning now standard
- **NEW** Remote central locking of cab doors and entrance door
- **NEW** Mainly LED lighting, saving 70% of full lighting power
- **NEW** Roof and wiring prepared for solar panel installation
- Radio/CD/MP3 player with iPod/MP3 connection
- Driver and passenger seat fully adjustable and swiveling
- Double-glazed cab sunroof with adjustable blind
- Pleated windscreen and cab side window blinds
- Pleated blinds with flyscreens in accommodation area
- 104 litre Smart Energy Selection fridge/freezer (600EK)
- **NEW** 175 litre Smart Energy Selection fridge/freezer (630PR, 630EW & 680FB)
- Dual fuel Truma combi-boiler with en-route operation
- 'Ultra Comfort' domestic standard fixed bed mattress
- **NEW** Carpet upgraded from 26oz to 45oz
- Spare wheel and tyre on underslung carrier
- **NEW** Seat tops with gas struts for easy access

## Key options

### NEW Optional Diamond Pack consisting of:

- Cruise Control
- Cab air conditioning
- Colour reversing camera with infra-red night vision and sound
- Portable Sat nav with detailed Western Europe cover and full postcode entry

### NEW Optional Winter Pack consisting of fresh and waste water tank heaters and winter fridge vent covers

## Additional features

### Chassis-cab

- Fiat Ducato X2/50 special low-line chassis
- ABS brakes
- EBD (electronic brake force distribution)
- Variable power steering
- Electric operated and tinted cab windows
- Electrically adjusted and heated wing mirrors fitted with direction indicators
- Headlamp height adjustment
- Immobiliser with rolling code
- Driver and passenger seats both with:
  - Swivels
  - Height and rake adjustment
  - Two armrests
  - Full upholstered covers
  - Base surrounds
- Adjustable steering wheel position
- Cab carpet (removable)
- Lockable (Laptop PC size) central storage box
- Driver and passenger gloveboxes
- Door pockets with bottle holders
- Two DIN sockets

### Body and Exterior Equipment

- Thick gauge one-piece aluminium side-walls finished in silver metallic
- One-piece GRP roof supported by 34mm sandwich construction
- Integrated longitudinal roof bars (except 600EK Compact)
- 70mm thick sandwich construction floor
- Full GRP rear panel with high level brake light and camera housing
- Over-cab pod with double-glazed sunroof
- Gloss white finished front bumper
- Strong extruded aluminium skirts
- **NEW** Entrance door with pleated, easy action flyscreen, window and waste bin

- Service door for underseat/bed storage
- Fully double glazed opening windows with night-latch ventilation
- **NEW** LED exterior light
- Compartment for 2 x 7kg gas bottles with fitted butane/propane regulator
- Fixing points for rear-mounted cycle rack

### Living Area

- Choice of two soft furnishing schemes
- Swift Group patented 'spaceframe' locker construction
- Heki skylight with flyscreen and adjustable blind
- Mini-Heki skylight with flynet and adjustable blind
- Bed mattresses and lounge area seat cushions on beech slats in strong aluminium frame
- Sprung interior seat and backrest cushions
- Scatter cushions
- Seat backrest ventilation boards
- Free-standing table with dedicated storage location
- Flat-screen TV bracket
- Removable carpets over woodblock effect vinyl flooring
- Domestic style mortice locks on washroom and wardrobe doors
- Removable stepwell mat
- Entrance doorway grab-handle
- Smoke alarm

### Kitchen

- Removable drainer with dedicated storage
- Food grade nylon chopping board with dedicated storage
- Chrome finish brass pillar tap with long spout
- Silver steel thermostatic oven and separate grill
- Dual fuel hob with 800W electric hotplate and 3 gas burners with electronic ignition and flame failure protection
- Glass hob lid with safety cut-out feature
- Curved kitchen extension containing storage carousel (in 630EW and 680FB)

### Washroom

- Shower cubicle or fully lined shower area
- Lower cupboard with built-in washbasin
- Overhead storage locker
- **NEW** Theftford C250 cassette toilet with electric flush and larger wheeled waste holding tank
- Chrome finish brass shower and mixer taps
- Skylight with flyscreen

### Heating and Plumbing

- En route and on site blown air central heating and hot water provided by Truma 6kW gas and 2kW electric combi-boiler (4kW gas and 2kW electric in 600EK Compact)
- Grade 3 classification (EN 1646-1) for heating and thermal insulation (for sub-zero ambient temperatures)
- 90 litre external insulated fresh water tank with level sensor
- Pressurised fresh water system with self-priming pump
- 68 litre waste water tank with level sensor

### Electrical

- Mains 230V supply via ELCB/MCB distribution board to sockets, fridge, optional microwave oven, combi-boiler and battery charger/transformer
- 25amp charger/transformer for leisure battery
- **NEW** Five mains 230V sockets
- **NEW** 12V control panel over doorway with touch controls for:
  - Vehicle/Leisure battery selection
  - Water pump and lighting circuits
  - Tank heaters (if fitted)
- and display of:
  - Time and date
  - Internal temperature
  - Tank levels
  - Vehicle and leisure battery state
- 110 amp-hour leisure battery in underfloor compartment
- Vehicle battery drain protection
- TV station with 230V, 12V supply and co-ax link to outside connector.
- 25 metre mains hook-up cable
- Power supply for satellite installation