



# AUTOCRUISE

**The Autocruise motorhome range provides you with a wide choice of vehicles created specially for your enjoyment. They are stylish, agile, well specified and include award winning designs and features.**

Our new ranges are perfectly proportioned with contemporary curved lines which unite to create motorhomes of true stature and elegance. Trimmed with the finest materials and with caring attention to detail, we've looked at the needs of our customers and combined practical improvements with aesthetically pleasing interiors.

The family starts with the Star range and moves up to the Star Plus range, of which both have been enhanced and at the top of the family tree is the


upgraded Driving range which comes with a full luxury specification as standard.

### Quality and customer service

Using manufacturing processes that adopt the latest technology coupled with traditional craftsmanship and innovative design; Autocruise produce motorhomes that are comfortable, practical, strongly constructed, highly innovative and regularly win major industry awards.

Our ongoing investment in technology, equipment and our employees ensures that you receive a high quality of vehicle and customer service.

Our after sales team are dedicated to making sure your Autocruise experience remains a passport to years of trouble-free holidays.



Autocruise Motorhomes,  
Dunswell Road,  
Cottingham,  
East Yorkshire,  
HU16 4JX  
T - 01482 847332  
E - enquiry@swiftgroup.co.uk  
W - www.autocruise.co.uk

A MEMBER OF THE SWIFT GROUP

This brochure does not constitute an offer by Swift Group Limited (Autocruise). Autocruise reserves the right to alter specifications and prices at any time as materials and conditions demand. Distributors and dealers sell Autocruise products on their own account and not as agents of Autocruise. Accordingly, they have no authority to bind Autocruise or to make any representation or undertaking whatsoever on behalf of Autocruise.

All props are for photographic purposes only and are not included in the specification

Issued October 2009



# AUTOCRUISE

STAR RANGE

STAR PLUS RANGE

DRIVING RANGE

# Star Range

Sportstar  
Starfire

# Star Plus Range

Startrail  
Starburst  
Stardream

Models shown fitted with optional Lux Pack

A series of motorhomes designed for luxury living, providing you with an inspiring combination of space, agility, comfort and practicality.

The Star and Star Plus range have been enhanced with a new overcab design with a large moulded internal locker for spacious storage and offer a range of 5 models. The Star range consists of two compact models, the popular 3 berth Sportstar and the new 2 berth Starfire. The Star Plus range of three models has the additional specification of an AL-KO low line chassis designed to improve stability, road holding and cornering performance.

Considerable care and attention has gone into the interior design of both ranges with gloss walnut trim on locker doors which have push button locks for secure loading, new fabrics and improved lighting to the lounge area which includes energy saving LEDs. Additional touches include gas struts on seat tops for easy access, 5 mains 230V sockets to meet modern demands and a microwave oven now fitted as standard.

The high quality kitchen has new style cream locker doors with stainless steel finish appliances and a new sink with a glass lid. Washrooms are equally well equipped with some models featuring the award-winning SwingWall Shower™.



## Star Range Key Features

- 100 bhp, 2.2 litre engine with 5-speed gearbox (130bhp 6-speed optional)
- Ultra low profile body shell
- Impact resistant 1.5mm GRP sidewall finish
- Swivelling & height adjustable driver & passenger seats
- **NEW** - Passenger airbag
- **NEW** - Central locking to accommodation door
- Pleated windscreen blind and thermal side screens
- Mainly LED 12V soft white lighting giving typically three times battery life
- **NEW** - Reading lights and down lighters for cab seats
- **NEW** - 4 x 230v sockets
- Push-button locks on roof locker doors
- **NEW** - Seat tops supported by gas struts for easy access
- **NEW** - Built in microwave oven with digital controls
- Truma Combi 4kW/2kW dual fuel space and water heating

- **NEW** – heating outlet into cab area
- Capability to safely use heating en-route

## Optional Lux Pack

- Cab air-conditioning
- Cruise control
- Roll-out canopy awning
- Colour reversing camera with screen integrated with rear view mirror

## Additional Star Plus Range Key Features

- 130 bhp, 2.2 litre engine with 6-speed gearbox (157bhp 3.0L Fiat engine with Auto gearbox optional)
- AL-KO low line chassis with 3500kg gross weight
- Flush fitting aluminium framed windows
- 'L' shaped kitchen with swing-out storage unit
- 5 x 230v sockets



Star Plus range standard 'Bo' soft furnishing scheme

1. Positive locker catches for secure storage
2. Gas strut assisted seat tops for easy access
3. LED spot lighting
4. Domestic style washroom door and lock
5. En-route heating of accommodation area and outlet into cab area
6. Reading lights and down lighters for cab seats



Star range standard 'Diego' soft furnishing scheme

EXTERIOR FEATURES	STAR	STAR PLUS
Ultra low-line body shell (2.75m/9'0" overall height)	●	●
low-line body shell (2.93m/9'7" overall height) (Starfire)	●	-
Electric habitation step	●	●
Rear corner steadies	-	○
Key fob operated central locking	● NEW	● NEW
Seitz double locking burstproof habitation door with opening window	●	●
Exterior access to bed locker	●	●
LED awning light	●	●
Double glazed windows/pleated blinds/flyscreens	●	●
Midi Heki roof light, pleated blind & flyscreen over front sitting area	●	●
Mini Heki roof light, pleated blind & flyscreen	●	●
High impact 1.5mm GRP side panels	●	●
63mm floor thickness (50mm insulation)	●	●
31mm roof thickness (28mm insulation)	●	●
32mm wall thickness (28mm insulation)	●	●
Fresh & waste water tank heaters	○	○
Roll-out awning canopy	○	○

INTERNAL FEATURES	STAR	STAR PLUS
Spacious over-cab bedding locker with moulded fascia	● NEW	● NEW
Choice of three upholstery fabrics	●	●
Pleated windscreen blind and insulated side screens	●	●
Positive locks on overhead doors	●	●
Seat tops supported by gas struts for easy access	● NEW	● NEW
Truma Combi 4 gas / 230v hot water & blown air heating	●	●
Heating outlet into cab area	● NEW	● NEW
Capability to safely use accommodation heating en-route	●	●
12V cab seat reading lights	● NEW	● NEW
LED reading lights and ceiling lights giving typically 3 times normal battery life	●	●
Combined 12V / TV aerial socket	●	●
230V sockets	4	5
'L' shaped kitchen with swing-out storage unit	-	●
Electric ignition 3 burner + electric hob/oven & grill	Starfire	●
Electric ignition 3 burner gas hob; combined oven / grill	Sportstar	-
Kitchen sink and drainer with glass lid and chopping board	-	● NEW
Kitchen sink with glass lid. Separate chopping board	●	-
80 litre fridge with electronic ignition	Sportstar	-
112 litre fridge with auto energy selection	Starfire	Starream Starburst
175 litre two door fridge/freezer with auto energy selection	-	Startrail
Thetford C250 toilet with electric flush and 18 litre wheeled waste tank	●	●
100Ahr leisure battery	●	●
25A 3 stage charger	●	●
Solar ready	●	●
Easy to use 12V digital control panel	●	●
Built-in microwave oven	● NEW	● NEW

CHASSIS CAB FEATURES	STAR	STAR PLUS
AL-KO low-line chassis	-	●
Variable power assisted steering & adjustable steering column	●	●
ABS and EBD (electronic brake distribution)	●	●
Driver's and passenger's airbag	● NEW	● NEW
Trip computer	●	●
Electronic immobiliser	●	●
Remote cab central locking	●	●
Radio CD player	●	●
Height adjustable driver & passenger seats	●	●
Swivel driver & passenger seat base with height adjustable armrests	●	●
Electric windows	●	●
Electric & heated door mirrors	●	●
Colour coded front bumper	●	●
Spare wheel & tyre	●	●
Alloy wheels	-	○

OPTIONS	STAR	STAR PLUS
Roof rack & ladder	○	○

LUX Pack:	STAR	STAR PLUS
• Cab air conditioning & cruise control	○	○
• Colour reversing camera, screen integrated with rear-view mirror	○	○
• Roll-out canopy awning	○	○

ENGINE UPGRADES	STAR	STAR PLUS
Upgrade from 100bhp to 130bhp engine	○	-
Upgrade from 130bhp to 160bhp engine with Comfortmatic auto gear box, cab air conditioning & cruise control	-	○

● Standard ○ Option - Not Applicable

# Driving Range

Augusta  
Oakmont

The Driving Range consists of two larger motorhomes providing even more space, innovations and technology as standard. Both models are built on an AL-KO chassis giving a better overall quality of ride and a new overcab design allows for generous internal lockers for spacious storage.

Ample sleeping room is provided in both models, with comfortable fixed beds. Separate lounge areas have a large Heki rooflight and a new cupboard to neatly house a flat screen TV mounted on a bracket. Innovative kitchen layouts feature new style cream locker doors with stainless steel finish appliances and good storage and work top

solutions. Sinks now feature a glass lid and the Augusta also benefits from a swing out unit.

Both models have a large separate shower cubicle, the latest Thetford toilet and neatly integrated sink with useful storage cabinet.

Extra levels of specification justify its position in the luxury market sector. Alloy wheels, cab air-conditioning, cruise control, roll out awning, reversing camera and Alde radiator central heating and hot water system all come as standard. Details like fresh and waste water tank heaters also make these models true all year round tourers.



## Key Features

- 157 bhp, 3.0 litre engine with 6-speed gearbox
- Cab air conditioning
- Cruise control
- AL-KO chassis with 4250kg gross weight
- Alloy wheels
- Impact resistant 1.5mm GRP sidewall finish
- Flush fitting aluminium framed windows
- Roll-out canopy awning
- Colour reversing camera with screen integrated with rear view mirror
- **NEW** - Passenger airbag
- **NEW** - Central locking to accommodation door
- Mainly LED 12V soft white lighting giving typically three times battery life
- Reading lights and down lighters for cab seats
- **NEW** - 8 x 230v sockets
- **NEW** - Seat tops supported by gas struts for easy access
- Built in microwave oven with digital controls
- Cooker hood
- ALDE Radiator Central Heating with en-route and programming facility
- **NEW** - heating outlet into cab area
- Fresh and waste water tank heaters for winter protection



Driving range standard 'Gatsby' soft furnishing scheme

1. Alde radiator central heating and hot water system
2. Cab air conditioning
3. Cooker hood
4. Eight 230V sockets
5. En-route heating of accommodation area and outlet into cab area
6. Roll out canopy awning



EXTERIOR FEATURES	DRIVING
Ultra Low-Line body shell (2.75m/9'0" overall height) (Augusta)	●
Low-Line body shell (2.93m/ 9'7" overall height) (Oakmont)	●
Electric habitation step	●
Rear corner steadies	●
Key fob operated central locking	● NEW
Seitz double locking burstproof habitation door with opening window	●
Exterior access to bed locker	●
LED awning light	●
Double glazed windows/pleated blinds/flyscreens	●
Heki 3 panoramic roof light, pleated blind & flyscreen over front sitting area	● NEW
Mini Heki roof light, pleated blind & flyscreen	●
High impact 1.5mm GRP side panels	●
63mm floor thickness (50mm insulation)	●
31mm roof thickness (28mm insulation)	●
32mm wall thickness (28mm insulation)	●
Fresh & waste water tank heaters	●
Roll-out awning canopy	●

INTERNAL FEATURES	
Spacious over-cab bedding locker with moulded fascia	● NEW
Choice of three upholstery fabrics	●
Pleated windscreen blind and insulated side screens	●
Positive locks on overhead doors	●
Seat tops supported by gas struts for easy access	● NEW
ALDE hydronic radiator central heating with 24 / 7 programme	●
Heating outlet into cab area	● NEW
Capability to safely use accommodation heating en-route	●
12V cab seat reading lights	●
LED reading lights and ceiling lights giving typically 3 times normal battery life	●
Combined 12V / TV aerial socket	●
230V Sockets	8
Additional 230v socket in cab area	● NEW
'L' shaped kitchen with swing-out storage unit	Augusta
Electric ignition 3 burner + electric hob/oven & grill	●
Kitchen sink and drainer with glass lid and chopping board	● NEW
112 litre fridge with auto energy selection	Oakmont
175 litre two door fridge/freezer with auto energy selection	Augusta
Thetford C250 toilet with electric flush and 18 litre wheeled waste tank	●
Dometic cooker hood	●
Directional TV aerial	●
100Ahr leisure battery	●
25A 3 stage charger	●
Solar ready	●
Easy to use 12V digital control panel	●
Built-in microwave Oven	● NEW

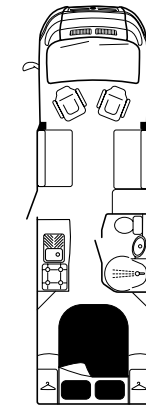
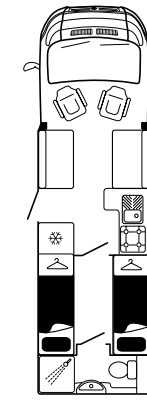
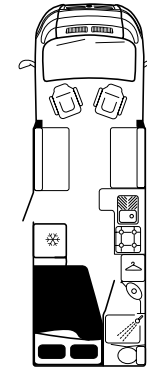
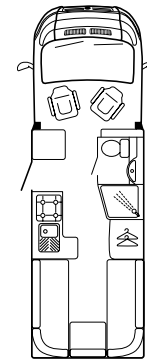
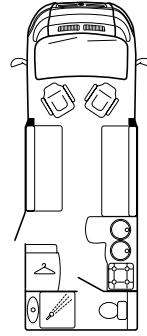
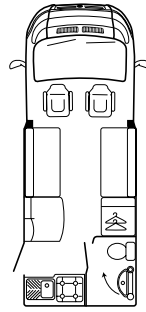
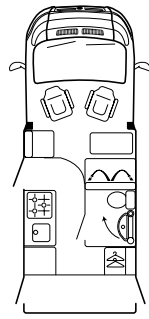
CHASSIS CAB FEATURES	
AL-KO low-line chassis	●
Variable power assisted steering & adjustable steering column	●
ABS and EBD (electronic brake distribution)	●
Driver's and passenger's airbag	● NEW
Trip computer	●
Electronic immobiliser	●
Remote cab central locking	●
Walnut dash	●
Radio CD player	●
Height adjustable driver & passenger seats	●
Swivel driver & passenger seat base with height adjustable armrests	●
Electric windows	●
Electric & heated door mirrors	●
Colour coded front bumper	●
Spare wheel & tyre	●
Alloy wheels	●

LUX Pack:	
• Cab air conditioning & cruise control	●
• Colour reversing camera, screen integrated with rear-view mirror	●
• Roll-out canopy awning	●

OPTIONS	
Roof rack & ladder	○
ENGINE UPGRADES	
Comfortmatic automatic gearbox	○

● Standard ○ Option

# SPECIFICATIONS AND FEATURES



TECHNICAL SPECIFICATIONS	Sportstar		Starfire		Starburst	
	Standard	Optional	Standard	Optional	Standard	Optional
Engine	100Hdi	130Hdi	100Hdi	130Hdi	130Hdi	160MJ Auto†
Engine Maximum Torque	250Nm	320Nm	250Nm	320Nm	320Nm	400Nm
Engine Displacement	2.2L	2.2L	2.2L	2.2L	2.2L	3.0L
Chassis	MWB 3.45m/11'4"		SWB 3.00m/9'10"		AL-KO 4.14m/13'7"	
Roof Line	Ultra Lowline		Lowline		Ultra Lowline	
Maximum Technical Permissible Laden Mass	3500kg		3300kg		3500kg	
Mass in Running Order*	3035kg†	3050kg†	3000kg†	3015kg†	3025kg	3092kg
Maximum User Payload	465kg†	450kg†	300kg†	285kg†	475kg	408kg
Essential Habitation Equipment	10kg		10kg		10kg	
Number of Sleeping Positions	3		2		2	
Designated Passenger Seats	3		1		1	
Overall Length (no ladder)	6.09m/20'0"		5.80m/19'0"		6.38m/20'11"	
Overall Body Width (Excluding Mirrors)	2.22m/7'3"		2.22m/7'3"		2.22m/7'3"	
Overall Height	2.74m/9'0"		2.90m/9'6"		2.71m/8'11"	
Thermal Insulation Grade	Two		Two		Two	
Roll-out Awning Canopy	3.00m		3.00m		3.50m	
Fresh Water Tank (insulated)	94L		94L		94L	
Waste Water Tank	73L		73L		73L	
Gas Locker Capacity	2 x 7kg		2 x 7kg		2 x 7kg	
Gross Train Weight (Engine dependent)**	5500kg	6000kg	5300kg	5800kg	5500kg	

Stardream		Startrail		Augusta		Oakmont	
Standard	Optional	Standard	Optional	Standard	Optional	Standard	Optional
130Hdi	160MJ Auto†	130Hdi	160MJ Auto†	157Hdi	160MJ Auto†	157Hdi	160MJ Auto†
320Nm	400Nm	320Nm	400Nm	400Nm	400Nm	400Nm	400Nm
2.2L	3.0L	2.2L	3.0L	3.0L	3.0L	3.0L	3.0L
AL-KO 4.44m/14'7"		AL-KO 4.04m/13'3"		AL-KO 4.56m/15'0"		AL-KO 4.56m/15'0"	
Ultra Lowline		Ultra Lowline		Ultra Lowline		Lowline	
3500kg		3500kg		4250kg		4250kg	
3155kg	3222kg	3173kg	3240kg	3530kg	3547kg	3598kg	3615kg
345kg	278kg	327kg	260kg	720kg	703kg	652kg	635kg
10kg		10kg		9kg		9kg	
2		4		4		4	
1		1		1		1	
6.85m/22'6"		7.04m/23'1"		7.56m/24'10"		7.70m/25'3"	
2.22m/7'3"		2.22m/7'3"		2.22m/7'3"		2.22m/7'3"	
2.71m/8'11"		2.71m/8'11"		2.71m/8'11"		2.90m/9'6"	
Two		Two		Two		Two	
4.00m		4.50m		4.50m		4.50m	
94L		94L		94L		94L	
73L		73L		73L		73L	
1 x 7kg 1 x 15kg		2 x 7kg		2 x 7kg		1 x 7kg 1 x 15kg	
5500kg		5500kg		5500kg		5500kg	

BED SIZES			
Front Double		210cm x 124cm/6'11" x 4'1"	210cm x 162cm/6'11" x 5'4"
Nearside Single		188cm x 70cm/6'2" x 2'4"	162cm x 70cm/5'4" x 2'4"
Offside Single	210cm x 49cm/6'11" x 1'7"	188cm x 70cm/6'2" x 2'4"	176cm x 70cm/5'9" x 2'4"
Rear Double	207cm x 123cm/6'9" x 4'0"		

	210cm x 117cm/6'11" x 3'10"	210cm x 117cm/6'11" x 3'10"	210cm x 105cm/6'11" x 3'5"
	188cm x 70cm/6'2" x 2'4"		187cm x 70cm/6'2" x 2'4"
	188cm x 70cm/6'2" x 2'4"		187cm x 70cm/6'2" x 2'4"
	210cm x 188cm/6'11" x 6'2"	187cm x 126cm/6'2" x 4'2"	185cm x 133cm/6'1" x 4'4"

† Estimated.  
 ‡ Only available on Fiat base vehicles.  
 \*The Mass in Running Order is the mass of the unladen vehicle including a 75kg allowance for the driver plus engine coolants and 90% of the fuel tank / water tank and gas capacity.  
 \*\* Gross train weight must not be exceeded. Please consult your dealer for more detailed towing information.  
 Starfire (both front singles) are sized with a cab seat infill which extends the bed length.  
 Products may be built on a Peugeot or Fiat base vehicle. Please check with your dealer at the time of ordering.

