



# bessacarrmotorhomes

E400 Series



E460



E410

## bessacarrmotorhomes warranty cover for your peace of mind

All Bessacarr motorhomes come with a comprehensive warranty covering both the Fiat base vehicle and the coachbuilt conversion element of the product.

Swift Group Limited provides a three year warranty on the coachbuilt element of the motorhome. The warranty covers all the key elements of the motorhome in year one and continues with specified exceptions in years two and three.

The warranty is subject to certain terms and conditions and full details can be found under the warranty section on [www.swiftleisure.co.uk](http://www.swiftleisure.co.uk)

Fiat provide a three year manufacturers warranty on the base vehicle and a three year pan European Camper Assistance roadside assistance and breakdown cover operated in conjunction with the RAC. Full details of this cover can be obtained from your local dealer and is subject to certain terms and conditions.



Individually styled  
Beautifully built

Bessacarr Motorhomes,  
Dunswell Road, Cottingham,  
East Yorkshire HU16 4JX.

Tel: 01482 847332 Fax: 01482 841042

email: [enquiry@swiftleisure.co.uk](mailto:enquiry@swiftleisure.co.uk)

website: [www.bessacarrmotorhomes.co.uk](http://www.bessacarrmotorhomes.co.uk)

A MEMBER OF THE SWIFT GROUP



All Swift Group models have been certified by the National Caravan Council for compliance with stringent European Standards, British Legislation and industry set Codes of Practice specifically relating to health and safety

issues. The approval process covers the testing and inspection of critical areas of the product from fire safety, weights and dimensions, to gas, electrics and ventilation. Every Bessacarr motorhome carries the "NCC Approved Motor Caravan" badge.

The NCC also conduct unannounced inspections at the Swift factory to ensure continued compliance. NCC Approval gives you peace of mind that your motor caravan is legal and safe.

All Bessacarr motorhomes are European Whole Vehicle Type Approved.

We believe that the Swift Group is currently the only UK manufacturer to have this approval. This is your assurance that these motorhomes meet all European regulations, and have been constructed and conform to approved standards of safety and manufacturing.

This brochure does not constitute an offer by Swift Group Limited (Swift). Swift reserves the right to alter specifications and prices at any time as materials and conditions demand. Distributors and dealers sell Bessacarr products on their own account and not as agents of Swift. Accordingly they have no authority to bind Swift or to make any representation or undertaking whatsoever on behalf of Swift.

All props are for photographic purposes only and are not included in the specification.

Issued January 2008.

Your Local Dealer



Individually styled  
Beautifully built



# ultimate

luxury touring

The new Bessacarr E400 Series has been enhanced for the discerning motorhome enthusiast. The two fuel-efficient Low-Line models and three High-Line models have full over-cab GRP moulding, stylish moulded rear light panel, refined graphics and a gloss white front bumper complementing the class-leading performance of the Fiat X2/50 Ducato, available with powerful 100 or 130 MultiJet diesel engines.

Above: E460  
Right: E410

Some models shown in this brochure are fitted with optional extras





# classic

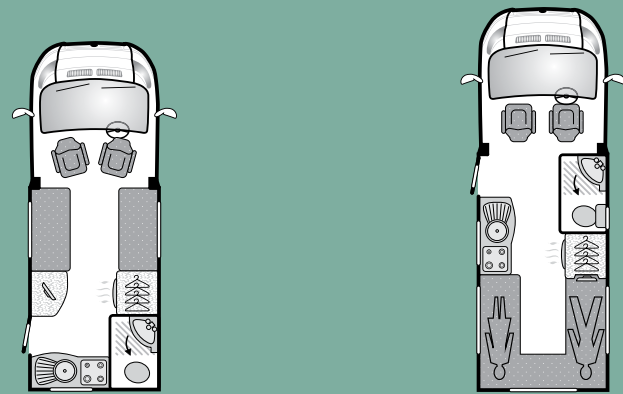
interior styling

A new soft furnishing scheme reflects the classic Bessacarr style, whilst detailed touches such as en-route central heating, push button catches on locker doors, lined shower area and remote central locking to the high specification accommodation door refine the living experience. To personalise your E400 model there are new options including a roll-out awning as well as reversing camera combined with satellite navigation.

Above: E435  
Right: E435



# E400 specification



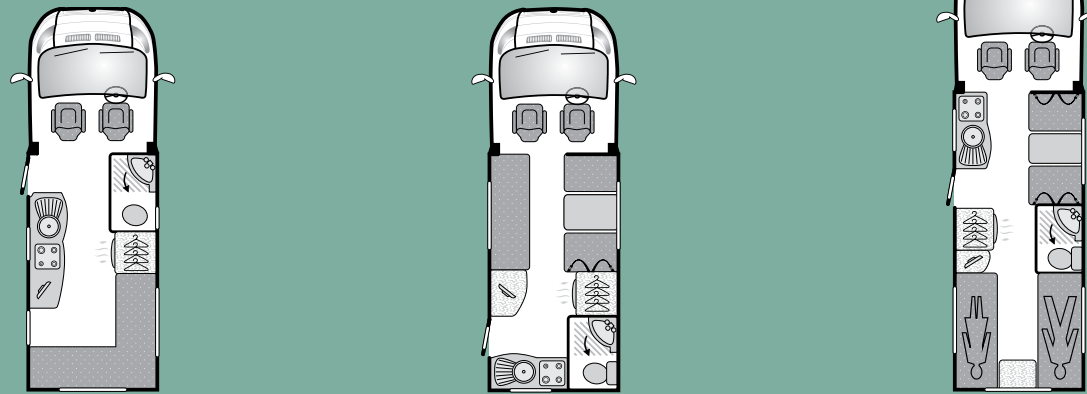
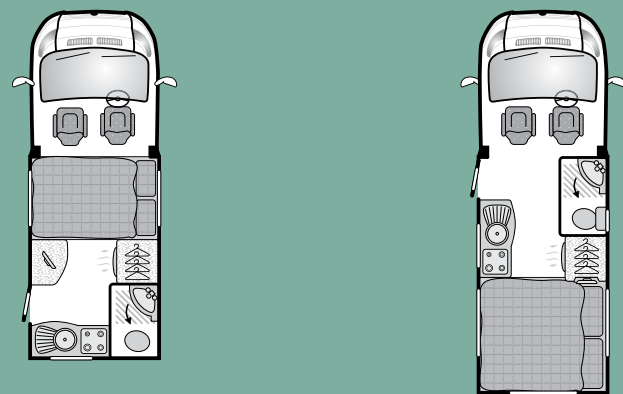
MODEL	E410		E460	
	Standard		Standard	Optional
Fiat MultiJet Diesel Engine	100		100	130
Engine Capacity	2198cc		2198cc	2287cc
Engine Power	100bhp		100bhp	130bhp
Engine Torque	250Nm		250Nm	320Nm
Chassis	Fiat chassis-cab		Fiat chassis-cab	
Wheel base	3.00m/9'10"		3.45m/11'4"	
Designated Passenger Seats	1		1	
Berths (sleeping positions)	2		2	
Overall Length (no ladder)*	5.75m/18'10"		6.32m/20'9"	
Overall Width (mirrors folded)	2.24m/7'4"		2.24m/7'4"	
Overall Height	2.96m/9'9"		2.96m/9'9"	
Maximum Technical Permissible Laden Mass (A)	3300kg		3500kg	
Mass in Running Order (B)†	2760kg	2855kg		2870kg
Maximum User Payload (A-B)	540kg	645kg		630kg
Essential Habitation Equipment	10kg		10kg	
Maximum Recommended Trailer Weight**	1175kg		1105kg	1380kg

BED SIZES	E410	E460
Front Double	2.09m x 1.33m/6'10" x 4'4"	
Front Nearside Single		
Front Offside Single		
Rear Double		2.09m x 1.86m/6'10" x 6'1"
Rear Nearside Single		1.87m x 0.68m/6'2" x 2'3"
Rear Offside Single		1.86m x 0.68m/6'1" x 2'3"
Overcab Bed		

\* For optional roof ladder (add 200mm).

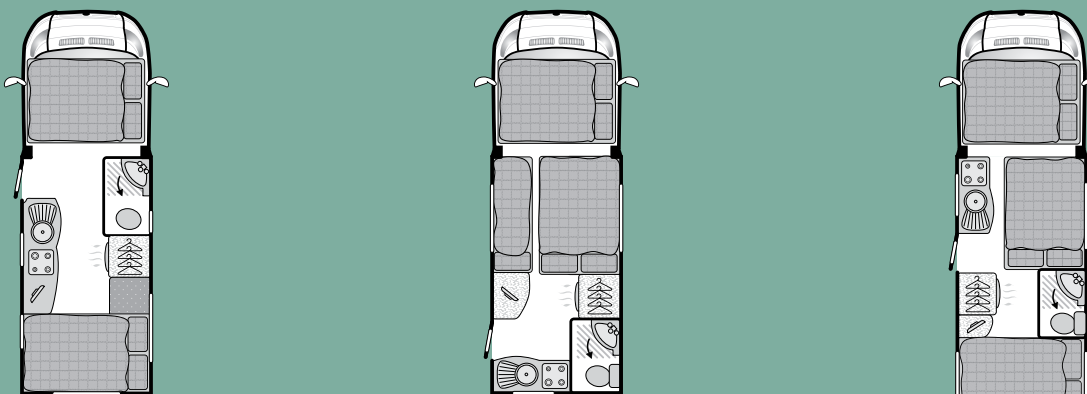
\*\* Please consult your dealer for more detailed towing information.

† The Mass in Running Order is the mass of the unladen vehicle including a 75kg allowance for the driver plus engine coolants and 90% of the fuel tank, water tank and gas capacity.



E425		E435		E495
Standard	Optional	Standard	Optional	Standard
100	130	100	130	130
2198cc	2287cc	2198cc	2287cc	2287cc
100bhp	130bhp	100bhp	130bhp	130bhp
250Nm	320Nm	250Nm	320Nm	320Nm
Fiat chassis-cab		Fiat chassis-cab		Fiat chassis-cab
3.45m/11'4"		3.45m/11'4"		4.04m/13'3"
1		3		5
4		5		6
6.32m/20'9"		6.32m/20'9"		7.34m/24'1"
2.24m/7'4"		2.24m/7'4"		2.24m/7'4"
3.05m/10'0"		3.05m/10'0"		3.05m/10'0"
3500kg		3500kg		4005kg
2935kg	2950kg	2980kg	2995kg	3320kg
565kg	550kg	520kg	505kg	685kg
10kg		10kg		10kg
1105kg	1380kg	1105kg	1380kg	1155kg

E425	E435	E495
	1.88m x 1.23m/6'2" x 4'0"	1.88m x 1.23m/6'2" x 4'0"
	1.88m x 0.66m/6'2" x 2'2"	
	1.88m x 0.90m/6'2" x 2'11"	1.88m x 0.90m/6'2" x 2'11"
2.09m x 1.39m/6'10" x 4'7"		2.09m x 1.34m/6'10" x 4'5"
		1.87m x 0.68m/6'2" x 2'3"
		1.86m x 0.68m/6'1" x 2'3"
1.91m x 1.37m/6'3" x 4'6"	1.91m x 1.37m/6'3" x 4'6"	1.91m x 1.37m/6'3" x 4'6"



# features

## Chassis-cab

Fiat Ducato X2/50 chassis with:

- ABS brakes
- EBD (electronic brake force distribution)
- Rear anti-roll bar
- Heavy duty rear extensions ready for optional towbar attachment
- Fiat 100 MultiJet diesel engine in E410, E425, E435 and E460:
  - Max power 100bhp
  - Max torque 250Nm
  - Displacement 2198cc
- Fiat 130 MultiJet diesel engine in E495 and optional in all E425, E435 and E460 models:
  - Max power 130bhp
  - Max torque 320Nm
  - Displacement 2287cc
- Variable power steering
- Driver's airbag
- Electric operated and tinted cab windows
- Electrically adjusted and heated wing mirrors fitted with direction indicators
- Headlamp height adjustment
- Remote central locking of cab doors
- Immobiliser with rolling code
- **NEW** Radio/CD/MP3 player with iPod connection, two door and two ceiling speakers
- Driver and passenger seats in E425, E435, E460 and E495 with:
  - Position and rake adjustment (driver's seat also has height adjustment)
  - Armrest
  - Full upholstered covers
  - Base surrounds
- Driver and passenger seats in E410 with:
  - Position, height and rake adjustment
  - Swivels
  - Two armrests
  - Full upholstered covers
  - Base surrounds
- Adjustable steering wheel position
- Concertina windscreen blind and side window blinds
- Cab carpet (removable)
- Lockable (laptop PC size) central storage box
- Door pockets with bottle holders
- Two DIN sockets
- **NEW** Fiat Fix-and-Go puncture repair and tyre inflation kit

## Body and Exterior equipment

- Full overcab GRP moulding
- One-piece, thick gauge aluminium sidewalls
- Strong extruded aluminium skirts
- Moulded lower rear panel incorporating rear light clusters and number plate
- Moulded rear spoiler incorporating high level brake light, marker lights and optional reversing camera
- Electrically operated folding entrance step with buzzer warning and automatic retraction
- **NEW** exterior door with window and two-point burstproof locking with high-security lock
- Easy action concertina door flyscreen
- **NEW** remote central locking of exterior door
- Single key for all other exterior doors
- Exterior access locker door
- Double glazed opening windows with night-latch ventilation
- Flush fitting exterior light
- Compartment for two 7kg gas bottles with fitted butane/propane regulator
- Fixing points for rear-mounted cycle rack
- 32mm 'sandwich' walls with HD polystyrene insulation core
- 32mm 'sandwich' roof with HD polystyrene insulation core
- 46mm 'sandwich' floor with styrofoam insulation core

## Living Area

- Choice of two soft furnishing schemes, 'Tango Beige' and 'Delta Beige'
- Solid ash framed locker doors
- Swift Group patented 'spaceframe' locker construction
- **NEW** push-button locks on overhead locker doors
- Large lift-up luton bed, gas strut assisted, with beech slat base and 4" thick mattress (High-Line models)
- Removable aluminium ladder to the over-cab bed (High-Line models)
- Designated TV location
- Hinged lounge seat and bed tops for easy access

- Bed mattresses and lounge area seat cushions supported by beech slats for extra comfort
- Sprung interior mattresses, seat and backrest cushions
- Free-standing table with dedicated storage location
- Removable carpets over woodblock effect vinyl flooring
- Heki rooflight with flyscreen and adjustable blind
- Mini Heki clear rooflight with flyscreen and blind in E425, E460 and E495
- Lap and diagonal seat belts on all designated passenger seats
- Cassette flyscreens and blinds on all windows
- Removable entrance mat

## Kitchen

- **NEW** digital control, Smart Energy Selection fridge. 104 litre in E410 and E435; 112 litre in E460, E425 and E495.
- Removable drainer with dedicated storage
- Food grade nylon chopping board with dedicated storage
- Chrome finish brass pillar tap with long spout
- 800W microwave oven built in to kitchen locker
- Stoves thermostatic oven and separate grill
- Stoves dual fuel hob with 800W electric hotplate and three gas burners with electronic ignition and flame failure protection
- Glass hob lid with safety cut-out feature

## Washroom

- **NEW** 35mm thick door
- **NEW** plastic lined shower area
- Washbasin and mirror-wall pivot to create dry area for toilet, washbasin, mirror, towels etc. and area for showering
- Overhead towel storage locker
- **NEW** Thetford C250 cassette toilet with electric flush and 18 litre wheeled holding tank
- Chrome finish brass mixer taps and shower taps
- Multi-directional rooflight with flyscreen in E410, E435 and E495

## Heating and Plumbing

- Dual fuel gas and 800W mains electric storage water heater
- **NEW** en-route and on-site heating from dual fuel 3kW gas and 2kW electric space heater
- Blown air system ducted to living, sleeping and washroom areas
- Grade 2 classification for heating and thermal insulation (for low ambient temperatures)
- 90 litre external insulated fresh water tank with level sensor
- Pressurised fresh water system with self-priming pump
- 68 litre waste water tank with level sensor

## Electrical

- Fully protected mains electric system
- Four 230V sockets in E460, E425 and E490; three in E410 and E435
- 18 amp switchmode charger/transformer
- 12V control panel over doorway with touch controls for:
  - Vehicle/Leisure battery selection
  - Water pump and lighting circuits
  - Tank levels
  - Vehicle and leisure battery state
- 110 amp-hour leisure battery in underfloor compartment
- Solar panel connection provision
- TV station with 230V and 12V sockets, aerial socket for connection to customer's own aerial.
- 25 metre mains hook-up cable

## Factory fitted options

- **NEW** roll-out awning
- **NEW** colour and night vision reversing camera and Blaupunkt Lucca 5.2 portable satnav and entertainment unit
- **NEW** cab air-conditioning
- Alloy wheels
- Roof rack and ladder
- Detachable towbar (conforming to 94/20/EC) including electrics
- Engine upgrade 100 MultiJet to 130 MultiJet in E425, E435, E460



Built in 800W microwave oven



New high specification entrance door with remote central locking



Optional Blaupunkt TravelPilot Lucca 5.2 portable navigation and entertainment unit combined with colour reversing camera



Optional roll-out awning



Optional cab air-conditioning