

Bessacarr Motorhomes

Warranty cover for your peace of mind

All Bessacarr motorhomes come with a comprehensive warranty covering both the Fiat base vehicle and the coachbuilt conversion element of the product.

Swift Group Limited provides a three year warranty on the coachbuilt element of the motorhome. The warranty covers all the key elements of the motorhome in year one and continues with specified exceptions in years two and three. The warranty is subject to certain terms and conditions and full details can be found under the warranty section on www.swiftgroup.co.uk

Fiat provide a three year manufacturers warranty on the base vehicle and a three year pan European Camper Assistance roadside assistance and breakdown cover operated in conjunction with the RAC.

Full details of this cover can be obtained from your local dealer and is subject to certain terms and conditions.



All Swift Group models have been certified by the National Caravan Council for compliance with stringent European Standards, British Legislation and industry set Codes of Practice specifically relating to health and safety issues. The approval process covers the testing and inspection of critical areas of the product from fire safety, weights and dimensions, to gas, electrics and ventilation. Every Bessacarr motorhome carries the "NCC Approved Motor Caravan" badge. The NCC also conduct unannounced

inspections at the Swift factory to ensure continued compliance. NCC Approval gives you peace of mind that your motor caravan is legal and safe.

All Bessacarr motorhomes are European Whole Vehicle Type Approved. We believe that the Swift Group is currently the only UK manufacturer to have this approval. This is your assurance that these motorhomes meet all European regulations, and have been constructed and conform to approved standards of safety and manufacturing.



Individually styled
Beautifully built

BESSACARR MOTORHOMES,
Dunswell Road, Cottingham, East Yorkshire HU16 4JX.
Tel: 01482 847332 Fax: 01482 841042

email: enquiry@swiftgroup.co.uk

website: www.bessacarrmotorhomes.co.uk

A MEMBER OF THE SWIFT GROUP

This brochure does not constitute an offer by Swift Group Limited (Swift). Swift reserves the right to alter specifications and prices at any time as materials and conditions demand. Distributors and dealers sell Bessacarr products on their own account and not as agents of Swift. Accordingly they have no authority to bind Swift or to make any representation or undertaking whatsoever on behalf of Swift. All props are for photographic purposes only and are not included in the specification. Issued October 2008.

Your Local Dealer

E700



E700 Series

E765P / E765S / E769 / E789 / E799



Individually styled
Beautifully built



E700

Seat tops now have gas struts for easy access to storage below. Fixed bed models come with an 'Ultra comfort' luxury deep sprung mattress and an aluminium frame to maximise strength and storage space underneath. Selected models have a raised bed that allows for a generous 'garage' area capable of storing large items. In addition to the latest portable navigation unit which guides you when travelling and displays the image from the reversing camera, there are a number of specification increases to enhance the living and driving experience.



LCD TV
10" fold down LCD TV with integral Freeview tuner and DVD player in all models



Automatic gearbox
Optional Comfort-Matic automatic gearbox with 160bhp engine



Cruise Control
Cruise control now comes as standard



Lighting in underfloor storage trays
Underfloor storage trays provided by the Fiat/AL-KO low-line chassis with 190mm (7 1/2") double floor now have lighting in



Entrance door
New entrance door with secure 3-point locking, hidden hinges, double seal system and stepwell light



Twin batteries
Models now come with two 110Ah auxiliary batteries giving greater independence away from a mains power source



E700

The distinctive body shell sits on an AL-KO Super-Low-line chassis, which offers superior ride, comfort and road handling due to its wider track and low centre of gravity. Its ingenious double floor design not only houses tanks and services to free-up internal storage space, but provides additional insulation too. For winter use, fresh and waste water tanks are now fitted with heaters. Car-like driving qualities are further enhanced with cruise control and a driver and passenger airbag now provided as standard. A new Thatcham approved 'HAL Locate' GPS tracking system has been fitted for unrivalled security.



High-line models offer a cleverly-designed, spacious overcab bed which features a gas assisted strut, enabling it to be easily pulled down at night time and just as simply pushed back up, still fully made up, during the day. When in use the luton almost becomes a separate bedroom, featuring its own blown air heating system, reading light and a window either side. (Available on E765S, E769, E789, E799)

Kitchen areas enjoy high quality equipment with a built-in microwave, glass-fronted electronic ignition oven and grill with dual fuel hob and an extractor fan. Models come with either a 175 litre or 112 litre (765P and 765S) integrated fridge that includes automatic energy selection and for added convenience, a crockery storage locker has moulded pockets and retaining straps to reduce rattling when on the move. All washrooms feature an electric flush cassette toilet with its own flush water tank and a separate sealed shower cubicle with washbasin neatly integrated into a useful cupboard unit.



Low-line models have the advantage of a sleeker, more aerodynamic profile. Inside the layout is carefully planned to incorporate comfortable, spacious living and sleeping accommodation without the use of a luton bed. Instead, the luton area is fitted with generous moulded overcab lockers, providing additional storage. (Available on all models)



E700



E700

The E700 Series is the definitive choice for the discerning motorhome enthusiast. All models, including the new E799 TAG axle, are now available with a stunning low profile GRP roof with 'Skyview' window and offer class-leading specification, luxurious interiors, which include a leather upholstery option, and hardwood framed doors. Most lighting is by high output, soft white LEDs which contribute to a 70% reduction in lighting power consumption, prolonging the life of the twin batteries and making it realistic to power the system from a solar panel, for which there is now roof and wiring preparation.

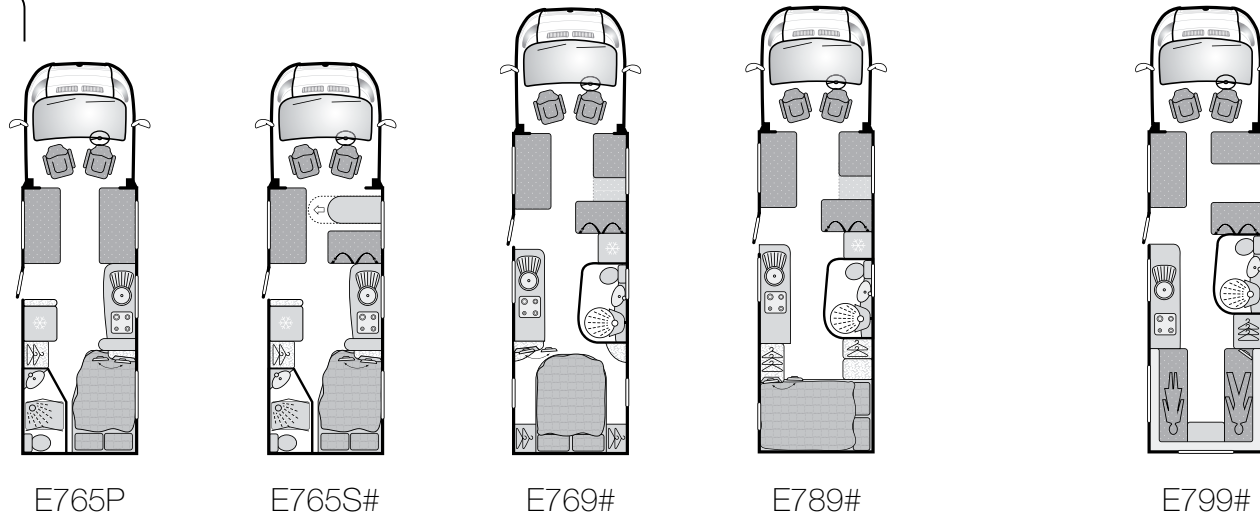


Skyview roof window
Large panoramic opening Skyview roof window in the front of low-line models



LED lighting
Detail lighting by high output, soft white LEDs

Specification

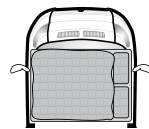


Model	E765P			E765S#			E769#		E789#		E799#	
	Standard	Optional	Optional	Standard	Optional	Optional	Standard	Optional	Standard	Optional	Standard	Optional
Fiat MultiJet Diesel Engine	130	160	160 Auto	130	160	160 Auto	160	160 Auto	160	160 Auto	160	160 Auto
Engine Capacity	2287cc	2999cc	2999cc	2287cc	2999cc	2999cc	2999cc	2999cc	2999cc	2999cc	2999cc	2999cc
Engine Power	130bhp	157bhp	157bhp	130bhp	157bhp	157bhp	157bhp	157bhp	157bhp	157bhp	157bhp	157bhp
Engine Torque	320Nm	400Nm	400Nm	320Nm	400Nm	400Nm	400Nm	400Nm	400Nm	400Nm	400Nm	400Nm
Chassis	Fiat AL-KO low line			Fiat AL-KO low line			Fiat AL-KO low line		Fiat AL-KO low line		Fiat AL-KO low line	
Wheel Base	4.40m/14'5"			4.40m/14'5"			4.60m/15'1"; 0.80m/2'7"		4.60m/15'1"; 0.80m/2'7"		4.60m/15'1"; 0.80m/2'7"	
Designated Passenger Seats	1			3			3		3		3	
Berths (sleeping positions)	4			4			4		4		4	
Overall Length (including ladder)	7.66m/25'2"			7.66m/25'2"			8.67m/28'5"		8.67m/28'5"		8.67m/28'5"	
Overall Width (mirrors folded)	2.35m/7'8"			2.35m/7'8"			2.35m/7'8"		2.35m/7'8"		2.35m/7'8"	
Overall Height	3.05m/10'0"			3.05m/10'0"			3.09m/10'2"		3.09m/10'2"		3.09m/10'2"	
Maximum Technical Permissible Laden Mass (A)	4250kg			4250kg			5000kg		5000kg		5000kg	
Mass in running Order (B)†	3640kg	3690kg	3707kg	3683kg	3733kg	3750kg	4228kg	4245kg	4220kg	4237kg	4320kg‡	4337kg‡
Maximum User Payload (A-B)	610kg	560kg	543kg	567kg	517kg	500kg	772kg	755kg	780kg	763kg	680kg‡	663kg‡
Essential Habitation Equipment	19kg			19kg			19kg		19kg		19kg	
Maximum Recommended Trailer Weight (up to)*	2000kg			2000kg			1500kg		1500kg		1500kg	
Gross Train Weight	5500kg			5500kg			6000kg		6000kg		6000kg	

Bed Sizes

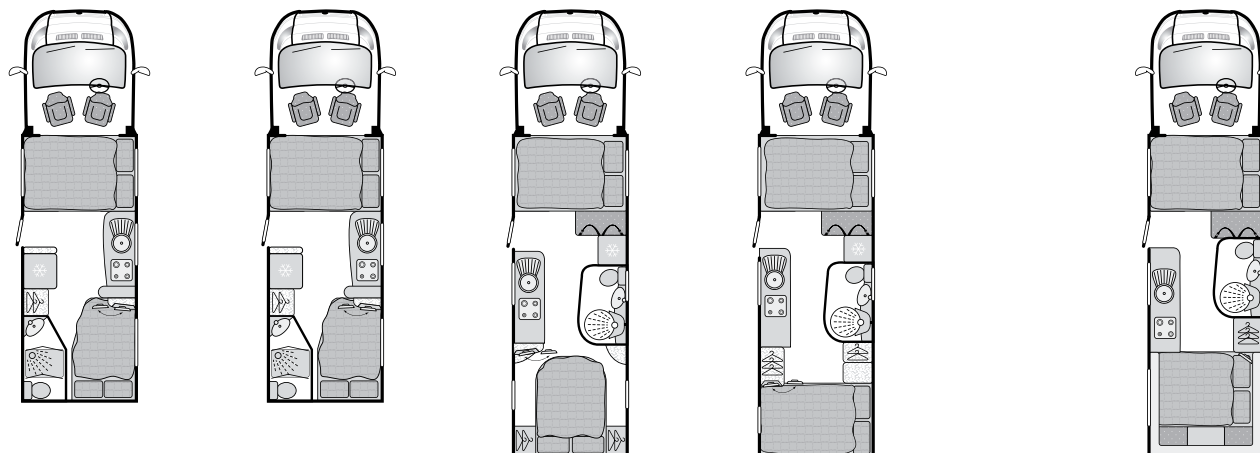
	E765P	E765S#	E769#	E789#	E799#
Front Double	2.13m x 1.38m/7'0" x 4'6"	2.13m x 1.36m/7'0" x 4'6"	2.13m x 1.38m/7'0" x 4'6"	2.13m x 1.38m/7'0" x 4'6"	2.13m x 1.38m/7'0" x 4'6"
Front Nearside Single					
Front Offside Single			1.80m x 0.64m/5'11" x 2'1"	1.80m x 0.64m/5'11" x 2'1"	1.80m x 1.02m/5'11" x 3'4"
Rear Double	1.90m x 1.31m/6'3" x 4'4"	1.90m x 1.31m/6'3" x 4'4"	1.86m x 1.32m/6'1" x 4'4"	1.99m x 1.30m/6'6" x 4'3"	2.13m x 1.40m/7'0" x 4'7"
Rear Nearside Single					1.93m x 0.73m/6'4" x 2'5"
Rear Offside Single					1.88m x 0.73m/6'2" x 2'5"

#High-line Option



Berths	+ 2
Mass in Running Order	+ 60kg
Maximum User Payload	- 60kg
Overcab Bed	1.91m x 1.37m/6'3" x 4'6"

All other specification as above.



‡ Estimated
* Gross train weight must not be exceeded. Please consult your dealer for more detailed towing information
† The Mass in Running Order is the mass of the unladen vehicle including a 75kg allowance for the driver plus engine coolants and 90% of the fuel tank, water tank and gas capacity.

Features

Key features

- Fiat/AL-KO low-line chassis with 190mm (7½") high under floor storage
- NEW** low-line overcab version with 'Skyview' panoramic opening roof-window
- Choice of Fiat 130 MultiJet (E765 models only) or 160 MultiJet Power engines
- Optional with 160 MultiJet diesel engine Comfort-Matic automatic gearbox
- Cab air-conditioning
- NEW** cruise control
- Driver and **NEW** passenger airbag
- Full length recessed awning
- Dual fuel Truma 'Combi' boiler with en-route operation
- NEW** 10" fold-down LCD colour TV with integral 'Freeview' and DVD player linked to speaker system
- NEW** portable Sat nav with detailed Western Europe cover and full postcode entry
- Colour reversing camera with infra-red night vision and sound
- Radio/CD/MP3 player with iPod/MP3 connection and four speakers
- NEW** mainly LED task lighting, saving 70% of full lighting power
- NEW** lighting in underfloor storage trays
- NEW** two 110 amp-hour leisure batteries in underfloor compartment
- NEW** 175 litre automatic energy selection fridge/freezer (112 Litre in E799)
- Roof rack and ladder
- NEW** entrance door with secure 3-point locking, hidden hinges, double seal system, and stepwell light
- Remote central locking of cab doors and entrance door
- Concertina action door flyscreen
- Spare wheel and tyre
- NEW** roof and wiring prepared for solar panel installation
- NEW** HAL 'Locate' GPS tracking system with Thatcham approval and European cover
- NEW** seat base tops supported by gas struts for easy access
- NEW** fresh and waste water tank heaters for full winter use

Additional features

Chassis-cab

- Fiat X2/50 AL-KO Super low-line 4.25 tonne chassis with:
 - ABS brakes
 - EBD (electronic brake force distribution)
 - Extra wide rear track
 - Heavy duty rear chassis members ready for optional towbar
- Immobiliser with rolling code
- Variable power steering
- Electric operated and tinted cab windows
- Electrically adjusted and heated wing mirrors fitted with direction indicators
- Headlamp height adjustment
- Driver and passenger seats both with:
 - Swivels
 - Height and rake adjustment
 - Two armrests
 - Fully upholstered covers
 - Base surrounds
- Adjustable steering wheel position
- Concertina windscreen blind and side window blinds
- Cab carpet (removable)
- Lockable (laptop PC size) central storage box
- Two DIN sockets

Body and exterior equipment

- Double-door 'garage' storage area in E789
- Double-door under-bed storage area in E769
- 16" Alloy wheels
- Thick gauge one-piece aluminium side walls finished in gloss white
- One-piece GRP roof supported by 34mm sandwich construction
- Integrated longitudinal roof bars with load carrying cross bars and ladder
- Strong extruded aluminium skirts
- Full GRP rear panel with high-level brake light and camera housing
- Gloss white finished front bumper
- Flush fitting aluminium-framed double glazed opening windows
- Two opening windows in high-line overcab area
- Two Midi-Heki skylights with flynet and adjustable blind
- NEW** LED exterior light (two in TAG axle models)
- Compartment for two 13kg gas bottles with fitted butane/propane regulator
- Fixing points for rear-mounted cycle rack

Living area

- 'Tanganica' walnut woodgrain furniture with matt nickel mouldings and details
- Choice of two new soft furnishing schemes including a leather option
- Swift Group patented 'spaceframe' locker construction
- Large A-Class style aluminium framed, gas strut assisted over-cab bed in high-line models
- Removable aluminium ladder to the over-cab bed in high-line models
- Moulded over-cab base with storage recesses in high-line models
- NEW** moulded over-cab storage lockers in low-line models
- Two-position front seating arrangement providing L-shape lounge or two forward facing travelling seats (except E765S and E765P)
- Two forward facing travelling seats in E765S
- Bed mattresses and lounge bench seat cushions supported by beech slats for extra comfort
- Sprung interior mattresses, seat and backrest cushions
- Scatter cushions
- Seat backrest ventilation boards
- Free-standing table with dedicated storage location (except E765S)
- Single leg, extending table approved for travelling (E765S)
- Cassette flyscreens and pleated blinds on all windows
- Removable carpets over woodblock effect vinyl flooring
- Adjustable swivel-arm coffee table (except E765S)
- Domestic style mortice locks on washroom and wardrobe doors
- Removable stepwell mat
- Entrance doorway grab-handle
- Smoke alarm

Kitchen

- Built-in microwave oven
- Removable drainer with dedicated storage
- Food grade nylon chopping board with dedicated storage
- Chrome finish brass pillar tap with long spout
- Thermostatic oven and separate grill
- Dual fuel hob with 800W electric hotplate and 3 gas burners with electronic ignition and flame failure protection
- Kitchen extractor fan
- Pull-out storage baskets
- Crockery stowage tray with moulded pockets and retaining straps

Washroom

- Shower cubicle or lined shower area
- Lower cupboard with built-in washbasin
- Overhead storage locker
- Thetford swivel cassette toilet with electric flush and independent tank
- Chrome finish brass shower and mixer taps

Heating and plumbing

- Grade 3 classification (EN 1646-1) for heating and thermal insulation (for sub-zero ambient temperatures)
- 120 litre under-floor, insulated heated fresh water tank with level sensor
- Pressurised fresh water system with self-priming pump
- 100 litre heated waste water tank with level sensor
- Large bore rigid waste pipes

Electrical

- Mains 230V supply via ELCB/MCB distribution board to sockets, fridge, microwave oven, combi-boiler and battery charger/transformer
- 25amp charger/transformer for leisure battery
- NEW** eight mains 230V sockets including two in cab area
- NEW** 12V control panel over doorway with user friendly controls for:
 - Vehicle/Leisure battery selection
 - Water pump and lighting circuits
 - Tank heaters
 and display of:
 - Time and date
 - Internal temperature
 - Tank levels
 - Vehicle and leisure battery state
- Vehicle battery drain protection
- Status 530 directional aerial and booster
- 25 metre mains hook-up cable
- Two TV stations
- Power supply for satellite installation