



Just remember
to write home...




Ci Motorhomes





cusona • 200 • 400 • 500 • 600 • 600G • 700



- Compact, low-profile vehicle.
- Permanent end double bed with storage underneath.
- Exterior access to under-bed storage.
- Swivel cab seats.
- Separate step in shower.



☀ Daytime layout



☾ Night-time layout



SPECIFICATION

Chassis Ford Transit	350M 110bhp/115bhp
Wheelbase	3300mm
Berths	3

DIMENSIONS

Overall length	6.20m
Overall height	2.70m
Overall width	2.30m

WEIGHTS

Max. gross vehicle	3500kgs
Ex-works weight*	2515kgs
Authorised towing	1200kgs
Designated seats (inc.driver)	2


BED SIZES

Rear double bed	1980mm x 1360mm
Dinette single bed	2160mm x 690mm

*includes driver and 90% fuel.



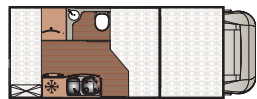
cusona • 200 • 400 • 500 • 600 • 600G • 700



- Compact family vehicle.
- Two rear bunks.
- Lower bunk lifts up to provide spacious storage.
- Exterior access from either side.
- Lift-up overcab bed.
- Swivel cab seats.



☀ Daytime layout



☾ Night-time layout



SPECIFICATION

Chassis Ford Transit 350M 110bhp/115bhp

Wheelbase 3300mm

Berths 5

DIMENSIONS

Overall length 6.13m

Overall height 2.90m

Overall width 2.30m

WEIGHTS

Max. gross vehicle 3500kgs

Ex-works weight* 2585kgs

Authorised towing 1200kgs

Designated seats (inc.driver) 4

BED SIZES

Dinette single bed 2160mm x 700mm


Bunks (2) 2160mm x 750mm

Overcab bed 2160mm x 1680mm

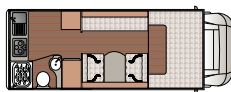
*includes driver and 90% fuel.



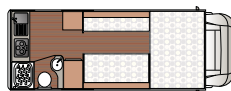
cusona • 200 • 400 • 500 • 600 • 600G • 700



- Ideal family vehicle.
- Large lift-up overcab bed.
- Separate step-in shower.
- Seat-belt travelling for six people.
- GRP Side-walls and rear (All models).



☀ Daytime layout



☾ Night-time layout



SPECIFICATION

Chassis Ford Transit	350M 110bhp/115bhp
Wheelbase	3300mm
Berths	5

DIMENSIONS

Overall length	6.32m
Overall height	2.90m
Overall width	2.30m

WEIGHTS

Max. gross vehicle	3500kgs
Ex-works weight*	2605kgs
Authorised towing	1200kgs
Designated seats (inc.driver)	6

BED SIZES

Dinette double bed	1835mm x 1250mm
Dinette single bed	1850mm x 550mm
Overcab bed	2160m x 1450mm

*includes driver and 90% fuel.



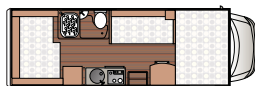
cusona • 200 • 400 • 500 • 600 • 600G • 700



- Forward dinette and rear lounge model.
- Three double beds for comfortable sleeping.
- Separate step-in shower.
- Large fridge with separate freezer.
- Low-line storage under rear seats.



☀ Daytime layout



☾ Night-time layout



SPECIFICATION

Chassis Ford Transit	350L 140bhp
Wheelbase	3954mm
Berths	6

DIMENSIONS

Overall length	7.24m
Overall height	3.02m
Overall width	2.31m

WEIGHTS

Max. gross vehicle	3850kgs
Ex-works weight*	3065kgs
Authorised towing	1200kgs
Designated seats (inc.driver)	6

BED SIZES

Rear double bed	2160mm x 1450mm
Dinette double bed	1850mm x 1250mm
Overcab bed	2160mm x 1680mm

*includes driver and 90% fuel.



cusona

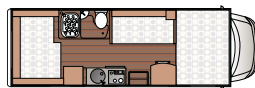
• 200 • 400 • 500 • 600 • 600G • 700



- Fixed double-bed model.
- Spacious storage underneath bed.
- Large access doors at either side.
- Six seat-belted travelling places.
- Large fridge with separate freezer.
- Separate step-in shower.



☀ Daytime layout



☾ Night-time layout



SPECIFICATION

Chassis Ford Transit	350L 140bhp
Wheelbase	3954mm
Berths	6

DIMENSIONS

Overall length	7.24m
Overall height	3.02m
Overall width	2.31m

WEIGHTS

Max. gross vehicle	3850kgs
Ex-works weight*	3055kgs
Authorised towing	1200kgs
Designated seats (inc.driver)	6

BED SIZES

Rear double bed	2160mm x 1450mm
Dinette double bed	1835mm x 1250mm
Overcab bed	2160mm x 1680mm

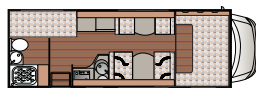
*includes driver and 90% fuel.



cusona • 200 • 400 • 500 • 600 • 600G • 700



- Two offside rear bunks.
- Lower bunk lifts to provide excellent storage.
- Large door on exterior for access to storage area.
- Separate step-in shower.
- Double and single dinettes.
- Large fridge with separate freezer.



☀ Daytime layout



☾ Night-time layout



SPECIFICATION

Chassis Ford Transit	350L 140bhp
Wheelbase	3954mm
Berths	7

DIMENSIONS

Overall length	7.31m
Overall height	3.02m
Overall width	2.31m

WEIGHTS

Max. gross vehicle	3850kgs
Ex-works weight*	2975kgs
Authorised towing	1200kgs
Designated seats (inc.driver)	6


BED SIZES

Dinette double bed	1900mm x 1250mm
Dinette single bed	1700mm x 650mm
Bunks (2)	1900mm x 750mm
Overcab bed	2160mm x 1680mm

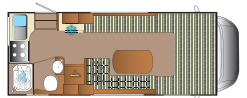
*includes driver and 90% fuel.



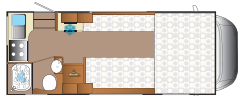
carioca • 625 • 656 • 694 • 746



- GRP Side walls and rear (all models).
- 2 swivel cab seats.
- 4 burner-hob, oven with integral grill.
- Lift-up overcab bed.
- Washroom with separate step-in shower.
- 130 BHP engine.



☀ Daytime layout



☾ Night-time layout



SPECIFICATION

Chassis Fiat Ducato	33 130bhp
Wheelbase	3450mm
Berths	5

DIMENSIONS

Overall length	6.33m
Overall height	3.20m
Overall width	2.24m

WEIGHTS

Max. gross vehicle	3300kgs
Ex-works weight*	2875kgs
Authorised towing	1200kgs
Designated seats (inc.driver)	4

BED SIZES

Dinette double bed	1850mm x 1250mm
Dinette single bed	1850mm x 560mm
Overcab bed	2160mm x 1500mm

*includes driver and 90% fuel.

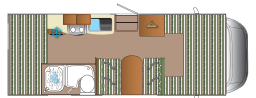


carioca

• 625 • 656 • 694 • 746



- Six berth family vehicle.
- Rear bunks with storage under lift-up lower.
- Access from exterior at either side of the rear.
- 4 burner-hob, oven with integral grill.
- Lift-up overcab bed.
- Washroom with separate step-in shower.
- 130 BHP engine.



☀ Daytime layout



☾ Night-time layout



SPECIFICATION

Chassis Fiat Ducato	35 130bhp
Wheelbase	3800mm
Berths	6

DIMENSIONS

Overall length	6.71m
Overall height	3.20m
Overall width	2.24m

WEIGHTS

Max. gross vehicle	3500kgs
Ex-works weight*	2915kgs
Authorised towing	1200kgs
Designated seats (inc.driver)	6

BED SIZES

Dinette double bed	1836mm x 1250mm
Bunks (2)	2160mm x 1000mm
Overcab bed	2160mm x 1500mm

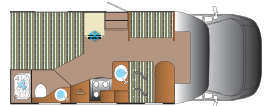
*includes driver and 90% fuel.



carioca • 625 • 656 • 694 • 746



- Sleek low-profile exterior.
- Permanent rear bed.
- Exterior access to under bed storage.
- Large fridge with separate freezer.
- 2 swivel cab seats.
- 130 BHP engine.



☀ Daytime layout



☾ Night-time layout



SPECIFICATION

Chassis Fiat Ducato	35SP 130bhp
Wheelbase	3800mm
Berths	4

DIMENSIONS

Overall length	6.97m
Overall height	2.90m
Overall width	2.24m

WEIGHTS

Max. gross vehicle	3500kgs
Ex-works weight*	2835kgs
Authorised towing	1200kgs
Designated seats (inc.driver)	4

BED SIZES

Rear double bed	1960mm x 1280mm
Dinette double bed	1800mm x 1250mm

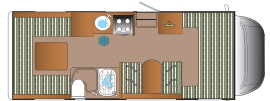
*includes driver and 90% fuel.



carioca • 625 • 656 • 694 • 746




- GRP Side walls and rear (all models).
- Spacious rear lounge converting to large double bed.
- Generous Kitchen with full oven.
- 130 BHP engine.
- Travelling, lounging and sleeping for 6 people.



☀ Daytime layout



☾ Night-time layout



SPECIFICATION

Chassis Fiat Ducato	40H 130bhp
Wheelbase	4035mm
Berths	6

DIMENSIONS

Overall length	7.43m
Overall height	3.20m
Overall width	2.24m

WEIGHTS

Max. gross vehicle	4000kgs
Ex-works weight*	3095kgs
Authorised towing	1200kgs
Designated seats (inc.driver)	6

BED SIZES

Rear double bed	2160mm x 1700mm
Dinette double bed	1835mm x 1250mm
Overcab bed	2160mm x 1500mm

*includes driver and 90% fuel.

Features & Specification



Cusona 200

Cusona 400

Cusona 500

Cusona 600

Cusona 600G

Cusona 700

Carioca 625

Carioca 656

Carioca 694

Carioca 746

Exterior Features

GRP exterior side-walls and rear	■	■	■	■	■	■	■	■	■	■
Roof rack and ladder	-	-	-	-	-	-	■	■	-	■
Fixing bracket for cycle carrier	■	■	■	■	■	■	■	■	■	■
High-level brake light	■	■	■	■	■	■	■	■	■	■
Integral entrance step	■	■	■	■	■	■	■	■	■	■
Awning light	-	-	-	-	-	-	■	■	■	■
Exterior access locker door	■	■	-	■	■	■	■	■	■	■

Insulation in floor	50mm	50mm	50mm	70mm	70mm	70mm	70mm	70mm	70mm	70mm
30mm insulation in walls and roof	■	■	■	■	■	■	■	■	■	■
Plastoform windows	■	■	■	■	■	■	■	■	■	■
Colour-coded front bumper	-	-	-	-	-	-	■	■	■	■
Painted radiator grill	■	■	■	■	■	■	-	-	-	-
Fix and Go kit	-	-	-	-	-	-	■	■	■	■

Cab

Remote central locking	-	-	-	■	■	■	■	■	■	■
Ford radio/CD	■	■	■	■	■	■	-	-	-	-
Automotive-style cab carpets	■	■	■	■	■	■	■	■	■	■
Insulated silverscreen for cab	■	■	■	■	■	■	■	■	■	■
Driver and passenger arm-rests	■	■	■	■	■	■	■	■	■	■
Covered cab seats	■	■	■	■	■	■	■	■	■	■
Swivel driver's and passenger's seats	■	■	-	-	-	-	■	-	■	-

Interior Features

Flyscreens and nightblinds to windows	■	■	■	■	■	■	■	■	■	■
Exterior flyscreen door	-	-	-	-	-	-	■	■	■	■
Roof vents with flyscreens	■	■	■	■	■	■	■	■	■	■
Panoramic rooflight with nightblind and flyscreen	-	-	-	-	-	-	■	■	■	■
Slide out support for LCD TV	-	-	-	-	-	-	■	■	■	■
Dedicated TV areas with aerial socket	■	■	■	■	■	■	-	-	-	-
LCD flatscreen facilities	-	-	-	-	-	-	■	■	■	■
Lockable services cupboard	-	-	-	-	-	-	■	■	■	■
Low energy lighting	■	■	■	■	■	■	■	■	■	■
3 point inertia seat-belts in forward-facing dinette	-	2	2	2	2	2	2	2	2	2
Removable carpet over vinyl floors	-	-	-	-	-	-	■	■	■	■
2 point seat-belts in rear facing dinette	-	-	2	2	2	2	-	2	-	2

■ = Standard Fit - = Not available



CUSONA

110, 115 & 140bhp. Turbo diesel engine. ABS brakes. Cruise control. Electronically operated cab windows. Electrically adjustable door mirrors. Power assisted steering. Driver and passenger airbags. Special suspension with reinforced tyres.

Ford three year warranty and Roadside Assistance including assistance at home and roadside recovery for a period of 36 months from the date of registration. As defined in the full Ford Assistance Terms and Conditions - see website for more details.



CARIOCA

130bhp 2.3 Multijet diesel 6 speed manual gearbox. Turbocharger with intercooler. Camping car suspension. ABS brakes, EBD (electronic brake force distribution). Cruise control. Electronically operated cab windows. Electrically heated and adjustable door mirrors. Remote central locking. Power assisted steering. Driver and passenger airbags.



Cusona 200 Cusona 400 Cusona 500 Cusona 600 Cusona 600G Cusona 700 Carioeca 625 Carioeca 656 Carioeca 694 Carioeca 746

Interior Features

Kitchen

3-burner hob	■	■	■	■	■	■	-	-	-	-
4-burner hob with oven incorporating grill	-	-	-	-	-	-	■	-	■	-
20ltr warming oven with grill	■	■	■	■	■	■	-	-	-	-
Caprice 4-burner hob, grill and oven	-	-	-	-	-	-	-	-	-	■
Fridge sizes (141ltr included separate freezer)	80ltr	80ltr	80ltr	141ltr	141ltr	141ltr	110ltr	110ltr	141ltr	110ltr
Chrome mixer tap	■	■	■	■	■	■	■	■	■	■
Flush fitted sink	■	■	■	■	■	■	■	■	■	■

Gas/Water

Gas locker storage for 2 x 15kg	■	■	■	■	■	■	■	■	■	■
Truma 3kw heater	-	-	■	-	-	-	■	-	-	-
Truma 4kw combi heater	■	-	-	■	■	■	-	-	-	-
Blown air heating (*includes Luton area vent)	■	■	■	■	■	■	■	■	■	■
Truma water heater	-	■	■	-	-	-	■	■	-	■
75ltr fresh water tank	■	-	-	-	-	-	-	-	-	-
100ltr fresh water tank	-	-	-	-	-	-	■	■	■	■
105ltr waste water tank	■	■	■	■	■	■	■	■	■	■

Electrics

85 amp/hr leisure battery	■	■	■	■	■	■	■	■	■	■
Analogue electrical control panel	■	■	■	■	■	■	-	-	-	-
Digital electrical control panel	-	-	-	-	-	-	■	■	■	■
Battery charger and transformer	■	■	■	■	■	■	■	■	■	■
3 x 220v sockets	■	■	■	■	■	■	■	■	■	■
1 x 12v socket	■	■	■	■	■	■	■	■	■	■

Washroom

Combined washroom/shower	-	■	-	-	-	-	-	-	-	-
Separate shower area	■	-	■	■	■	■	■	■	■	■
Bi-fold shower door	-	-	-	-	-	-	■	■	■	■
Chrome mixer taps	■	■	■	■	■	■	■	■	■	■
12v electric flush Thetford Toilet	■	■	■	■	■	■	■	■	■	■
Vanity/storage unit	■	■	■	■	■	■	■	■	■	■

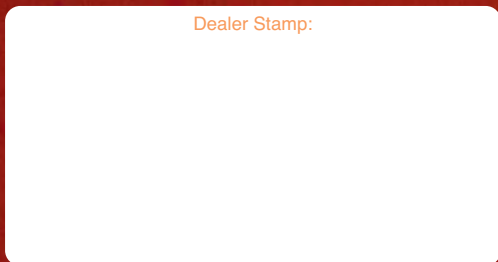


Fiat Two Year Warranty and Camper Assistance - from date of registration.

A new call centre reserved for motorhome drivers is now available. All you have to do is call 00800-3428 1111 and a knowledgeable operator speaking your language will give you comprehensive information on the product and the services offered, and will transfer your call to a specialist technician or to Fiat Camper Assistance, the on-road assistance team for the service of motorhome customers.

You can call from any European country, 24 hours a day, 7 days a week, to get immediate help. The best specialists will assist you in the event of an accident, a breakdown, lack of fuel, loss of keys, partial theft, etc. During vehicle repairs, you can benefit from a replacement vehicle of suitable size and hotel accommodation.

Dealer Stamp:



Ci Motorhomes Warranty

Ci Motorhomes manufacturers warranty includes cover for major items for a total of 24 months. In addition, 4 years water ingress cover is offered subject to annual inspection. Full details are outlined in the policy document, please contact your Ci Motorhomes dealer for further information.

While every reasonable precaution is taken in the preparation of catalogues, technical circulars, price lists and other literature, these documents are for buyer's guidance only. The buyer should always consult their approved Ci dealer for current information. Ci Motorhomes reserve the right to discontinue models or without notice, make changes at any time to prices, colours, materials, equipment, specifications, layouts and models.
Issued January 2009.



Ci Motorhomes,
Trigano House, Genesis Way, Europarc, Grimsby, North East Lincolnshire, DN37 9TU

Email: sales@ci-motorhomes.co.uk

Tel: +44 (0) 1472 571075 Fax: +44 (0) 1472 571001

www.ci-motorhomes.co.uk