

2009



**- for all caravans**



## Content

LARGE FULL AWNINGS	Forum.....6
	Penta.....8
	Commodore Royal.....10
	Opus 300.....12
2.5 M FULL AWNINGS	Opus.....16
	Mistral.....18
	Ambassador.....19
	Capri Lux.....20
PART AWNINGS	Magnum & Minor.....23
	A.I.O. 420, 360 & 300.....24
	Snowboy Lux & Snowboy...27
SUN TENT/SUN CANOPIES	.....28-31
ACCESSORIES AND OPTIONAL EXTRAS	.....32-37
AWNING FRAMES	.....38
TECHNICAL INFORMATION	.....39-43
IMPORTERS ETC.	.....43

## Quality, innovation and stylish design

Our products combine the essence of quality, innovative design and utility. We pay attention to every little detail, because it is the details that make a difference when it comes to spending your precious free time.

Our awnings are for living, and we see it as our pleasant duty to inspire those who use them to experience the joys of caravanning – to feel at one with nature, while having their own space to relax when they feel the need.

A constant desire to challenge traditional norms and conventions has inspired us to put our efforts into researching and developing revolutionary awning concepts. Unlike many others, we are prepared to break with tradition – a quality that has enabled us to create awnings that stand out from the crowd. Awnings that are outstanding in terms of quality, design, utility and materials.

This catalogue is just a taster – our products must be seen and felt, so we hope you'll visit one of our distributors in the very near future.



## Awnings with room for living

Our awnings are designed with space in mind. With our collection of extra deep awnings we offer space to express yourself in. We have many sizes and styles of awning to create the right surroundings for holidays, with plenty of room for family and friends. We can offer room to dine, room to play, for sleeping and storage – room for living. Isabella gives you the choice between several large models, with individual shapes and possibilities and a choice of 2.5 metre depth awnings too.



Forum · Depth: 3.5 metres



Penta · Depth: 3.5 metres



Commodore Royal · Depth: 3 metres



Opus 300 · Depth: 3 metres



- Depth: 350 cm (incl. 100 cm porch)
- "A"-measurement: 900-1225 cm
- Canvas material: Fibre-dyed Isacryl
- Frame: CarbonX fibreglass or Zinox steel poles

Please see page 40 for additional technical information.



NEW! Additional front panel (optional extra) ^



## Forum

If you like variety, the Forum is the awning for you. You'll enjoy the special bay area which can be created by moving one, or both, front panels inside to create a covered porch along the entire front or just half of the awning. The front panels are also interchangeable, allowing you to position the door in the side of your choice. The partition wall, still included as standard, has been changed and is easier to assemble. The model is now even more flexible. The new design enables a separate space at the front of the awning when you purchase an extra front panel.

The Forum is a large permanent pitching awning which is equally suitable for touring if you're heading south for a few weeks. The lightweight CarbonX frame means that the awning is easy to assemble. The Forum has a built-in ventilation net panel in the right-hand side panel, with zipped foil cover, to make a comfortable indoor climate.

With a depth of 350 cm across its entire width, this model is one of our largest awnings providing an elegant and practical holiday home.



- Depth: 350 cm
  - "A"-measurement: 800-1225 cm
  - Canvas material: Fibre-dyed Isacryl
  - Frame: Zinox steel poles
- Please see page 40 for additional technical information.

^ Penta door canopy (optional extra)  
 May be fitted above the entrance or in the corner section. Material: Polyester/PVC. Door canopies are also available for several standard awnings.

## Penta

Wherever you go, the Penta will be admired for its stylish design and distinctive pentagonal shape. With its depth of 350 cm, the Penta is a firm favourite with permanent pitch caravanners.

The foil-covered mosquito net in the side improves ventilation in the awning and helps to create the perfect indoor climate while keeping annoying insects at bay.

The all-round canopy prevents dirt and grime running down the sides so you can spend your holiday relaxing rather than cleaning your awning! The unique transparent roof panels create a lovely, light atmosphere, where you can enjoy the spacious interior in the company of family and friends.





- Depth: 300 cm
- "A"-measurement: 850-1225 cm
- Canvas material: Fibre-dyed Isacryl
- Frame: CarbonX fibreglass or Zinox steel poles

Please see page 40 for additional technical information.



Annex 300 is available as optional extra (see page 32) ^

## Commodore Royal

The Commodore is one of our most popular awnings. At 300 cm deep, it is spacious enough for the entire family and the door openings in the front and side panels are extra width for easy access.

The Commodore can be used as a sited awning yet the frame is straightforward for use on quick weekends and touring holidays. Especially for touring, we recommend the light and very strong CarbonX fibreglass frame.

Integrated ventilation net panels in the front and right-hand side panel create the best possible indoor climate, wherever your travels take you.





- Depth: 300 cm
  - "A"-measurement: 850-1225 cm
  - Canvas material: Fibre-dyed Isacryl
  - Frame: CarbonX fibreglass or Zinox steel poles
- Please see page 40 for additional technical information.



## Opus 300

Opus 300 – a 300cm deep awning that is the ideal choice for caravanners who want a larger awning which is equally suitable for permanent pitching and touring.

The Opus concept is a fusion between the classic Isabella design and contemporary shapes & materials. Large panorama windows create a lovely, light interior. The Opus has large wings at the front corners protecting the inside against draughts when the front doors are open. For a good air circulation it also has foil-covered ventilation nets in both sides, and a zipped ventilation panel in the front.






1. All Isabella awnings are supplied with a draught skirt and standard wheel arch cover.
2. Specially developed curtain system allows curtains to be put up and taken down easily, with curtain patterns inside or outside.
3. Door ties with press studs for all Isabella awnings.
4. Heavy-duty hard-wearing reinforcements (double thickness in some places) reduce wear and tear.
5. All Isabella awnings have ventilation panels; some are fitted with extra panels and/or mosquito net(s) in the side, these reduce condensation and create the best indoor climate.
6. IsaFlex™ pegging elastics with great elasticity and strength are supplied with all Isabella awnings, porches and sun canopies.
7. FixOn II™ screwless brackets designed for better tensioning - with easy positioning - are supplied with all Isabella awnings, porches and sun canopies.
8. Substantial four way zips, always run smoothly. Hard wearing and always covered to protect from sun and rain.
9. Regulator tabs in the corners and spiked shoes on the poles ensure uniform tensioning and reduce wear and tear "locking" the canvas and frame together.
10. Exclusive Typhoon™ storm sash supplied as standard with many of Isabella's awnings.
11. The welded-on lattice on the inside of the windows provides strength and is easy to clean.
12. DropStop™ rain grommets are fitted to all rivets in the roof.
13. Double attachment wing designed to ensure awnings will fit caravans - whatever shape they are.
14. Internal mud flap prevents draughts in the awning and ensure the correct tension on the pegging elastics.
15. Exclusive transport and storage bags for awnings, along with peg bags and frame bags, are supplied as standard.
16. The double-folded seams in the roof are sewn using our specialist sewing machines to guarantee a 100% straight & waterproof seam for a better shape roof.
17. Storm Securing PVC triangles are firmly sewn under windows for optimum position of IsaLink™ to protect the awning in harsh conditions.
18. The curve of the roof is designed and sewn to ensure the best possible fit, a minimum of folds and better tensioning of the awning.

Almost all Isabella's awnings have a channel below the harlequin trim where accessories may be connected.

Step-by-step instructions and detailed frame assembly drawings are always supplied. Isabella has a UK service department that specialises in the repair and maintenance of Isabella's products.

## Quality down to the last detail

The awning is where you will spend a lot of your time when out with your caravan. Here you will find yourself entertaining family and friends, for meals and for relaxing. Your choice of awning is important to you and to us. Good looks and top performance are created by Isabella with attention to every little detail. All of our awnings are attractive and welcoming, combine these qualities with durability and design and you will want to spend a lot of time in your Isabella home from home. With all these details included in the Isabella package, our standard is set at the highest level.







- Depth: 250 cm
  - "A"-measurement: 850-1175 cm
  - Canvas material: Fibre-dyed Isacryl
  - Frame: CarbonX fibreglass or Zinox steel poles
- Please see page 41 for additional technical information.

## Opus

The 250 cm deep Opus was introduced in our 50th anniversary year, the new concept has been warmly embraced and continues with slight modifications in this year's program. The Opus awning is a fusion between classic Isabella design, combined with exciting new effects in the material; the almost metallic surface used to frame the windows give an outstanding finish.

The Opus has foil-covered mosquito nets in both sides and an integrated, adjustable ventilation panel in the front. The large wings at the front protects the inside against draughts when the front doors are open. The traditional curtains are in a very modern colour.



- Depth: 250 cm
- "A"-measurement: 850-1175 cm
- Canvas material: Coated Polyester
- Frame: CarbonX fibreglass or Zinox steel poles

Please see page 41 for additional technical information.



## Mistral

A smart and practical coated polyester awning, with windows that can be concealed by zipping the polyester covers into place.

The Mistral has a mosquito net panel in both sides that may be covered by a zipped foil window when not in use.

This easy clean material and protected windows have made the Mistral a success on European campsites all season long and now a limited edition will be made for the UK market.



## Ambassador

With the Ambassador, you're ready for anything. Whether you like to pitch your caravan permanently or use it for touring - style, quality and functional design are yours in this flagship model.

The Ambassador has a mosquito net panel in one side and two built-in adjustable ventilation nets in the front. The many ventilation options are especially important for air circulation inside your awning in warm weather. The mosquito net in the side may be covered by a zipped foil window when not in use.



- Depth: 250 cm
- "A"-measurement: 850-1175 cm
- Canvas material: Fibre-dyed Isacryl
- Frame: CarbonX fibreglass or Zinox steel poles

Please see page 41 for additional technical information.





- Depth: 250 cm
- "A"-measurement: Blue; 675-1075 cm, Green & Burgundy; 800-1075 cm
- Canvas material: Fibre-dyed acrylic
- Frame: CarbonX fibreglass or Zinox steel poles

Please see page 41 for additional technical information.

## Capri Lux

Capri Lux is a natural choice - it's especially suitable for touring, and built to withstand the wet conditions often experienced in spring and autumn.

The Capri Lux has been available on the UK Market for more than ten years, and is established as a family favourite. It is now enhanced with a ventilation net on one side and an extra long canopy to protect from dirt, rain and wind. The colour options this year are: - classic blue, refreshing green and seductive burgundy.

The Capri Lux has removable panels in the front and sides, with the added advantages of looking great and being easy to assemble.


◀ Capri Lux Blue



Capri Lux Burgundy



Capri Lux Green



## Part awnings



### Close connection

All Isabella part awnings are supplied standard with two rear support poles. They are clamped, with the plastic profile, to the sewn-in foam pads against the side of the caravan to eliminate any draughts.

## Full awning as part awning

Isabella's full awnings can also be converted and used as part awnings.

The seal to caravan is simple and effective, with the support pole, awning beading and large foam pad all clamping together with plastic profile so that the caravan side is protected and draughts excluded. This solution can be supplied as an optional extra.

See diagram on page 39.



## Magnum & Minor

First class part awnings for touring, the Magnum and Minor models are available with exclusive CarbonX, a lightweight and easy to assemble frame.

The Magnum has four door options on the removable front and side panels. Do you need more space – there is an annex available (optional extra - page 32) for this model. It fits to either side and can be enclosed by using the awning side panel at the same time.

The smaller Minor has a panoramic front window sewn into a removable front panel. There is door access on both side panels, plus a ventilation net window in one side that can be weatherproofed by zipping the foil window cover into place.



Minor

### Magnum

- Ground: Magnum 340x230 cm/Minor 260x200 cm
- Use: From early spring to late autumn
- Canvas material: Magnum Isacryl/Minor acryl
- Frame: CarbonX fibreglass or Zinox steel poles

Please see page 42 for additional technical information.



## All-in-One 420, 360 & 300

Camping in all seasons is becoming more and more popular. With these three models, we present a series of part awnings designed to meet the demands for strength and stability presented by the extended season.

Three superb All-in-One awnings designed to prolong the camping season for caravanners. When accompanied by our winter securing set and an inner roof, both available as optional extras, they may be used all year round. The two rear support poles are connected to the sewn-in foam pads against the side of the caravan to eliminate any draughts, and the extra wide mud flap is yet another bonus for those who enjoy camping all year round.

All-in-One 360 and 300 are now available in the same colour combination (Tweed/Sky Blue) as All-in-One 420.

- Ground: 420: 440 x 230 cm, 360: 380 x 230 cm, 300: 320 x 230 cm
- Use: All year round
- Canvas material: Fibre-dyed Isacryl
- Frame: Zinox steel poles

Please see page 42 for additional technical information.

All-in-One 420 ›

All-in-One 360



All-in-One 300



## Winter camping

### Inner roof

The inner roof, which helps to reduce condensation, is fitted using ThermoFix hooks.



### Wintersecuring



## A secure winter

If you plan to go camping in winter, we recommend using our winter securing set and an inner roof. Both are available for all All-in-One part awnings and winter awnings as optional extras.

The winter securing set protects the awning and the frame in snowy weather. It consists of two additional rafter poles, FixOn II and three support poles (shown in blue).

## Snowboy Lux & Snowboy

More and more people are discovering that winter camping is a great holiday choice – perhaps the best, but it does place heavy demands on the equipment. Thanks to the heavy-duty materials, a special roof angle to prevent the build-up of snow, an extra wide external mud flap, a strong steel frame, flexible pegging and window foil designed to withstand extreme temperatures, Isabella's winter awnings will stay the course – even in a heavy snow storm.

NEW! Snowboy Lux >



- Ground: Snowboy Lux 240 x 180 cm/Snowboy 220 x 180 cm
- Use: All year round
- Canvas material: Polyester/PVC
- Frame: Zinox steel poles

Please see page 42 for additional technical information.



- Depth: 250 cm
- "A"-measurement: 800-1175 cm
- Material: Coated polyester
- Frame: CarbonX fibreglass or Zinox steel poles

Please see page 42 for additional technical information.



## Sun Blue

Enjoy the lazy days of summer with Sun Blue, the ideal sun canopy. Make the most of the sun and on hot days take pleasure in the shade provided.

The straightforward, no fuss frame is available in light-weight CarbonX for minimal effort.

For added protection on breezy days, just zip in the two sides and secure the front leg poles in the zip pockets.

## Zenith Lux

The Zenith Lux is a light-weight sun canopy for touring. Rapidly transforming from a sun canopy into a sun tent using the front and side panels.

The design features superb curved zipped side panels, always offering plenty of light and a good view.

The canopy provides additional shade, and there are ventilation net panels with zipped covers in the sides to let fresh air circulate.

Zenith Lux can be converted into a part awning/part sun canopy using a partition wall (right or left – available as an optional extra). Coordinated curtains (Firenze) are available as an optional extra.

Partition wall and matching curtains (optional extras) ›

- Depth: 250 cm
- "A"-measurement: 800-1175 cm
- Material: Coated polyester
- Frame: CarbonX fibreglass or Zinox steel poles

Please see page 42 for additional technical information.





## Front sun canopy

The front sun canopy provides fantastic shade in front of your awning. The full frame of roof and leg poles is supplied in Zinox Steel.

Suitable for Isabella standard awnings ('96 models and later) and the Capri ('00 and later). Please state awning model and year when ordering.

◀ Side (optional extra)

- Depth: 225 cm · Sizes from/to: G12-G21 · Material: Coated polyester
  - Frame: Zinox steel poles · Optional extra: Side (right and/or left)
- Please see page 42 for additional technical information.



## SunZ

The Sun Z touring sun canopy boasts a fresh, stylish look. Amazingly easy to assemble due to its simple design, the Sun Z has strong CarbonX poles that rest against the side of the caravan on non-slip pads. The material is coated polyester and features integral window side panels. The Sun Z easily assembles without permanent fixing and is available in two widths so is suitable for most caravans.

- Depth: 200 cm · Widths: 300 cm or 365 cm
  - Material: Coated polyester · Stel: To kraftige CarbonX glasfiberstønger
- Please see page 42 for additional technical information.

## Shadow

Sometimes the best ideas are the simplest. The Shadow is made from light coated polyester material; it is easily assembled or dismantled as required. The ideal sun canopy for short trips the Shadow collection are all 200 cm deep. Five widths available are 240, 300, 360, 400 & new 500 cm. The smallest sizes can be used as side canopy on most Isabella standard awnings, using an optional extra connecting under the side harlequin.

### Shadow Net

For extra shelter and protection from the sun, we introduce a net front for the Shadow sun canopy. It can easily be linked to the Shadows, and can also be used on most caravan store/bag type sun shades. The net front has a sun reflective surface on the outside – makes it easy to look out, but difficult to look in. The net is available matching sizes for the different Shadow widths.

Shadow ▶

- Depth: 200 cm
- Widths: 500, 400, 360, 300 or 240 cm
- Material: Light coated polyester
- Frame: Heavy-duty CarbonX fibreglass poles (240/300: 2 poles - 360/400/500: 3 poles)
- Net front in five matching widths for Shadow. Includes, Bag, Pegs, Typhoon storm sashes & CarbonX bracing pole.

Please see page 42 for additional technical information.



NEW! Shadow Net Front





## Annexes

Clever extensions for your awning.

1. ANNEX 300 for Commodore Royal and Opus 300 · Ground: 280x130 cm · Material: Coated polyester with print inside · Annex and awning side panel can be fitted at the same time · Mud flap, windows, ventilation net with zipped foil cover and two doors · Removable front panel.

2. ANNEX 250 for Forum & all Isabella standard awnings with 2.5 metres depth · Ground: 230x130 cm

ANNEX 220 for Penta & Magnum · Ground: 200x130 cm

Material: Coated polyester in a choice of colours and qualities · Annex and awning side panel can be fitted at the same time · Mud flap, windows, ventilation net with zipped foil cover and door · Pls. specify awning model and year and check details when ordering.

3. PARTITION WALL Material: Cotton · Please specify awning model and year and check details when ordering.

4. INNER TENT Ground: 200 x 130 cm (fits double air mattress) · Material: Cotton with fixed PVC base Suitable for use in annex or awning

## Furnishings

Isabella has a large range of furnishings designed to match our awnings. A little bit more style...

1. Lamp shades are available in two versions (pleated and smooth), so you can choose the one that compliments your own, personal style. These are available in a variety of colours and patterns.



2. Lay a beautiful table with a décor matching tablecloth. These tablecloths, which are coated with a stain and water resistant surface, measure 110 x 160 cm.


3. Exclusive gift box with two cream coloured luxury towels (65 x 135 cm), embroidered with Isabella logo.

4. This soft, warm luxurious Isabella blanket (180 x 130 cm) will keep you warm on a cool evening and is ideal for



picnics. The logo embroidered blanket is fleecy soft on the inside with a suede-effect outer. It is made of a stain resistant microfibre material and has deluxe hemmed edges.

5. For that elegant touch, our exclusive Isabella chair cushions in microfibre are stain and water resistant. Available in luxurious colours: sand, marine or charcoal in two sizes. High back (84 cm), or low back (73 cm).



# Windscreens

All windscreens from Isabella are supplied standard with poles (incl. vertical and horizontal poles), guy ropes, pegs and the Stabilo system.

## 1. CRYSTAL 4-sided windscreen

Measurements: 460 x 120 cm · Material: PVC Printed Net material · Colour: Tweed · Standard: CarbonX poles

## 2. SUN 3-sided windscreen

Measurements: 460 x 130 cm · Colour: Grey · Material: Coated polyester · Standard: Zinox poles

## 3. FLEX 3-sided

Basic measurements: 460 x 140 cm · Colour: Steel Blue/Ice Blue · Material: Coated polyester · Standard: Zinox poles


## 4. ADDITIONAL PANELS FOR FLEX

The basic model may be extended as required by adding more zipped panels to the middle · Panels: As centre panel on basic model (2), with slanting window (3, 5) and plain coated polyester (4) · Panel measurement: 154 x 140 cm · Standard: Zinox poles

## 5. ACRYL 3-sided windscreen

Measurements: 460 x 130 cm · Colours: 1. Tweed, 2. Sky Blue, 3. Royal Blue · Material: Acryl · Standard: Zinox poles

6. ISABELLA STABILO system comprises loose earth spikes and support feet. The system ensures that windscreens remain securely in place at all times. The system is supplied as standard with all Isabella windscreens. The support feet are also available separately for use with awnings (pictured)



# Optional extras

Isabella has a wide programme of optional extras to maximise your holiday comfort.


1. Window canopy with sun filter keeps out the sun but provides an unrestricted view. Widths: 190 cm or 215 cm · Colour: Charcoal grey · Needs channel above window, then simple pole construction fits most caravans.


2. Window canopy in coated polyester. Width: 190 cm · Colours: Grey with front edge in marine or charcoal grey · Needs channel above window, then simple pole construction fits most caravans.

3. The adjustable Top Organizer™ net may be hooked onto extra roof rafter poles (also available as optional extras) · Material: Net/polyester · Weight limit 5 kg.

4. Low Organizer™ fits onto the side of the caravan. Choice of sizes available Material: Coated polyester.

5. Tall Organizer™ is fitted onto the FixOn profile using ThermoFix hooks. Measurements: W 80 x H 215 cm · Material: Coated polyester.





## Carpets for awnings & sun canopies


In collaboration with Bolon, we have designed a NEW range of carpets that will match your Isabella awning perfectly. NEW "Halland" is the strong breathable carpet with an open structure that we have all been waiting for! NEW "Isabella-Line" is the exclusive, modern collection of breathable and hard wearing carpets matching Isabella awning colours and style. "Bohuslän" is our most popular design, a collection of traditional colours woven into breathable and durable carpets, now in two patterns; Bohuslän and Bohuslän Plus. "Stockholm" is a heavy duty carpet for permanent pitches. These quality carpets are produced in a soft, woven combination of nylon thread wrapped with PVC and heat sealed. They may be shaped to suit any awning, and can be cut without fraying; they are lightweight and can be easily folded and cleaned. Bolon an Eco awarded factory is committed to providing lead free carpets in a choice of quality to suit your camping needs.

## GroundCover & ComfortCarpet

GroundCover and ComfortCarpet – designed to enhance your comfort and enjoyment.

GroundCover is the perfect underlay – a thin but strong sheet that lies on the ground, it protects the awning canvas from soil and mud, and because the mudflaps are not in contact with the ground they are easier to clean. Supplied on rolls of 2 x 18 m (36 m<sup>2</sup>).

ComfortCarpet is a soft, insulating comfort underlay which is placed between the plastic barrier or wooden floor and the awning floor covering to keep cold and damp at bay. It also provides a soft floor area to sit and walk on. Supplied on rolls of 1.5 x 15 m (22.5 m<sup>2</sup>).



## Isabella RollFloor™ & IsabellaFloor™

If you spend a lot of time in your awning, you want good insulation, and a floor that is smooth and level.

Isabella RollFloor consists of small tiles of 40 x 10 cm, which are clicked together to cover your flooring area. When the floor is assembled it is easy to roll and unfold again whenever you need it. The perfect floor for touring caravanners.

IsabellaFloor offers a full range of advantages. It is easy to install without the use of tools, the 50 x 50 cm tiles simply snap together like building blocks, no other parts are needed. It is easy to store and exceptionally durable.



## CarbonX™ fibre frame

Together with Exel, Isabella has developed the unique CarbonX frame – a carbon-fibre reinforced fibreglass frame, suitable for both permanent and touring caravanning. Carbon Fibres are combined with glass fibres in varying amounts, according to pole diameters, to offer maximum strength. The frame is light and fully corrosion-resistant.



### CARBON-X LAYERS

1. Lengthwise fibreglass reinforced with carbon
2. Cross winding
3. Lengthwise fibreglass
4. Clockwise cross winding
5. Anti-clockwise cross winding
6. Lacquer



### FixOn II™

- screwless brackets are supplied with all Isabella awnings, porches and sun canopies. Designed for better tensioning – with easy positioning these will enhance the awning appearance and reduce risk of wear.




## Zinox™ steel frame

The Zinox steel frame is hot galvanised both inside and out to extend its life and to meet all load bearing requirements. The steel frame is made of ISO-certified high-strength steel manufactured using a Chrome-VI-free process.




### ZINOX LAYERS

1. Transparent lacquer
2. Aluminium/zinc
3. Steel
4. Aluminium/zinc
5. Transparent lacquer



### Hercules Twin™

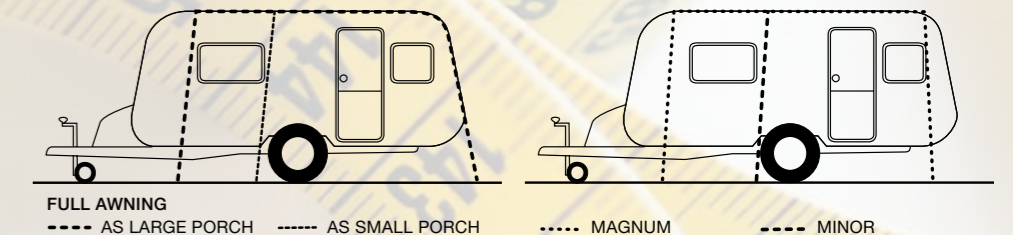
- the ultimate aid for tensioning. Adjustable for all types of poles (incl. Fibreglass) 22 - 26mm. Patented. Optional extra.







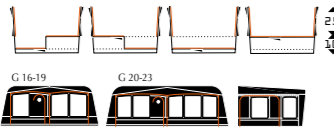
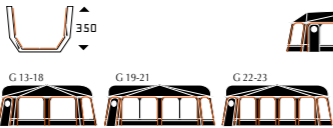
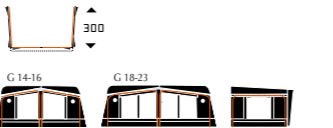
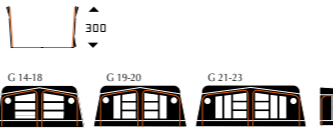




## Find the correct size

To ascertain the correct size, you need to know; caravan make, model, year, and “A” measurement as follows: Place the caravan on even ground. Measure from ground level at most forward point of channel to most rearward point of awning channel, and straight down to the ground. This procedure is easily undertaken with a piece of string (see diagram). A full list of all European Caravan sizes can be found on our website [www.isabella.net](http://www.isabella.net).

For part awnings the “A” measurement is not relevant, the channel height and the distance between rafters are the decisive factors. To create your own porch size, measure the area of the caravan you wish to cover, allowing for door, locker and window positions, and convert a full awning with a foam pad, support pole and two double click profiles.



PRICE GROUP	10		12		13		14		16		18		19		20		21		22		23				
ISABELLA SIZE	675	700	725	750	775	800	825	850	875	900	925	940	950	975	989	1000	1025	1050	1075	1100	1125	1150	1175	1200	1225
COVERS "A"-MEASUREMENTS FROM-TO	666-685	686-715	716-735	736-760	761-785	786-810	811-835	836-860	861-885	886-910	911-935	Special	936-960	961-985	Special	986-1010	1011-1035	1036-1060	1061-1085	1086-1110	1111-1135	1136-1160	1161-1185	1186-1210	1211-1235





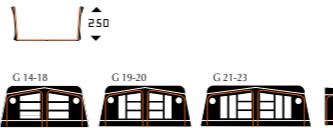


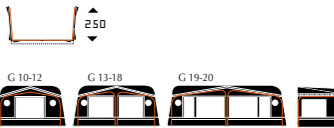




				
	Forum	Penta	Commodore Royal	Opus 300
				
A-measurement from-to (cm)	900-1225	800-1225	850-1225	850-1225
Depth (cm)	350	350	300	300
Colour combination	 Tweed, Moonlight	 Tweed, Dot Sky	 Royal Blue, Flax	 Tweed, Pearl Blue, Ice Blue
Interchangeable front panels	•			
Panels to be removed or drawn	Front and side panels	Front, side and corner panels	Front and side panels	Front and side panels
Number of doors	5	2	6	6
All-round canopy		•		
Skylights in centre of roof		•		
Mosquito net	In one side	In one side	In one side	In both sides
Adjustable front ventilation			•	•
Front porch	•			
Mud flap	Internal	Internal	Internal	Internal
Curtains (see page 41)	Dot Honey	Dot Honey	Hyacinth	Dot Honey
Veranda effect pole	•	•	•	•
Frame options	Choose between CarbonX fibreglass and Zinox steel frame	Zinox steel frame	Choose between CarbonX fibreglass and Zinox steel frame	Choose between CarbonX fibreglass and Zinox steel frame
Accessories	Annex 250, extra front panel, door canopy, partition wall, FSC, gutter	Annex 220, corner door, net corner, door canopy	Annex 300, door canopy, partition wall, FSC, gutter	Annex 300, door canopy, partition wall, FSC, gutter

If you like variety, the Forum is the awning for you. You'll enjoy the special bay area which can be created by moving one, or both, front panels inside to create a covered porch along the entire front or just half of the awning. The front panels are also interchangeable, allowing you to position the door in the side of your choice.

Wherever you go, the Penta will be admired for its stylish design and distinctive pentagonal shape. With its depth of 350 cm, the Penta is a firm favourite with permanent pitch caravanners. The foil-covered mosquito net in the side improves ventilation in the awning and helps to create the perfect indoor climate while keeping annoying insects at bay.

The Commodore is one of our most popular awnings. At 300 cm deep, it is spacious enough for the entire family and the door openings in the front and side panels are extra width for easy access. The Commodore can be used as a sited awning yet the frame is straightforward for use on quick weekends and touring holidays.

The Opus 300 is a fusion between the classic Isabella design and contemporary shapes & materials, the ideal choice for caravanners who want a larger awning which is equally suitable for permanent pitching and touring. Large panorama windows create a lovely, light interior. The Opus has large wings at the front corners protecting the inside against draughts when the front doors are open.

				
	Opus	Mistral	Ambassador	Capri Lux
				
A-MEASUREMENT FROM-TO (CM)	850-1175	850-1175	850-1175	BLUE: 675-1075 • GREEN & BURGUNDY: 800-1075
DEPTH (CM)	250	250	250	250
COLOUR COMBINATION	 Tweed, Pearl, Copper	 Marine, Grey	 Tweed, Sky Blue	 BLUE: Oxford Blue/Sky Blue • GREEN: Grass/Stone BURGUNDY: Burgundy/Stone
INTERCHANGEABLE FRONT PANELS				
PANELS TO BE REMOVED OR DRAWN	Front and side panels	Front and side panels	Front and side panels	Front and side panels
NUMBER OF DOORS	6	6	6	4
ALL-ROUND CANOPY				
OUTSIDE WINDOWS COVERS		•		
MOSQUITO NET	In both sides	In both sides	In one side	In one side
ADJUSTABLE FRONT VENTILATION	•	•	•	
FRONT PORCH				
MUD FLAP	Internal	Internal	Internal	Internal
CURTAINS (SEE PAGE 41)	Dot Honey	Firenze	Hyacinth	BLUE: Hyacinth • GREEN: Daisy • BURGUNDY: Rose
VERANDA EFFECT POLE	•	•	•	•
FRAME OPTIONS	Choose between CarbonX fibreglass and Zinox steel frame	Choose between CarbonX fibreglass and Zinox steel frame	Choose between CarbonX fibreglass and Zinox steel frame	Choose between CarbonX fibreglass and Zinox steel frame
ACCESSORIES	Annex 250, door canopy, partition wall, FSC, gutter	Annex 250, partition wall, FSC, gutter	Annex 250, door canopy, partition wall, FSC, gutter	Annex 250, partition wall, FSC, gutter

The 250 cm deep Opus was introduced in our 50th anniversary year, and continues with slight modifications in this year's program. The Opus concept is a fusion between classic Isabella design, combined with exciting new effects in the material; the almost metallic surface used to frame the windows gives an outstanding finish.

A smart and practical coated polyester awning, with windows that can be concealed by zipping the polyester covers into place. This easy clean material and protected windows have made the Mistral a success on European campsites all season long and now a limited edition will be made for the UK market.

With the Ambassador, you're ready for anything. Whether you like to pitch your caravan permanently or use it for touring - style, quality and functional design are yours in this flagship model. The Ambassador has a mosquito net panel in one side and two built-in adjustable ventilation nets in the front.

Capri Lux is a natural choice - it's especially suitable for touring, and built to withstand the wet conditions often experienced in spring and autumn. The Capri Lux has been available on the UK Market for more than ten years, and is established as a family favourite. It is now enhanced with a ventilation net on one side and an extra long canopy to protect from dirt, rain and wind.


## Curtains

DOT HONEY FIRENZE HYACINTH DAISY ROSE





Your Isabella Retailer



Jydsk Camping Industri A/S · Isabellahøj 3 · P.O.Box 587 · DK 7100 Vejle  
Tel. +45 75 82 07 55 · Fax +45 75 82 06 93 · info@isabella.net

[www.isabella.net](http://www.isabella.net)

Copyright © 2008 Isabella A/S. All rights reserved.