



Auto Trail

The Latest Collection



Contents

02 - 03	About Auto-Trail and Contents
04 - 05	Features which make all the difference
06	Before you choose your motorhome
07	Fiat Ducato Chassis Information
08	Guide to wearing Seat Belts
09	Auto-Trail Seat Belt Options
10	SE Pack (Tracker and Apache)
11	Platinum and Media Pack (Frontier)
12	Auto-Trail Owners Club/Factory Tours
13	Model Range Introduction

OUR COLLECTION

14 - 15	Tracker Introduction
16 - 17	Tracker EKS
18 - 19	Apache Introduction
20 - 21	Apache 632
22 - 23	Apache 634
24 - 25	Apache 700
26 - 27	Apache 725
28 - 29	Frontier Introduction
30 - 31	Navajo
32 - 33	Cherokee
34 - 35	Mohawk
36 - 37	Savannah
38 - 39	Scout
40 - 41	Delaware
42 - 43	Chieftain
44 - 45	Comanche
46 - 47	Arapaho
48 - 49	General Features

TECHNICAL INFORMATION

50	Auto-Trail Specifications/Upgrades
51 - 53	Technical features
54 - 55	Technical Chassis Data
56 - 59	Vehicle Plans and Layouts

We're always listening to you.



No matter where you plan to travel, there's an Auto-Trail motorhome to suit your lifestyle.

Each Auto-Trail motorhome is slightly understated; however the sleek, distinctive, modern and elegant smooth lined exterior, houses an abundance of innovative and practical designs.

At every stage of planning, from initial design concepts, market research

(including existing customer feedback), through to the final construction and finishing touches, all our team aim to provide the very best for our owners.

Customer choice is one of the vital ingredients of Auto-Trail's increase in popularity. Acknowledging the fact that many people's needs and requirements are different, we offer a series of optional extras which include:

Having your new motorhome as a Hi-line (large double sleeping area above the cab) or a Lo-line (lower overall height and a series of storage areas above the cab) at no extra cost.

A Choice of modern Euro 4 compliant, high performance, fuel efficient 130 bhp or 160 bhp diesel engines.

Manual or automatic transmission with the 160 bhp version.



Choice of specifying a vehicle where forward lounge areas can incorporate twin forward facing 3 point seat belts.

A choice of alternative soft furnishing schemes.

Leather upholstery in a selection of lounge areas.

Factory fitted 'added value' packs which feature many additional luxurious features at very special prices.

Your official Auto-Trail stockist will be able to help assist in explaining the various modifications and costs accordingly.

All Auto-Trail luxury motorhomes are fully compliant with quality standard ISO9001:2008 and the latest European standards governing motorhome construction and use. It is no surprise why Auto-Trail's popularity continues to be the benchmark for its class.



Features which make all the difference

New developments.


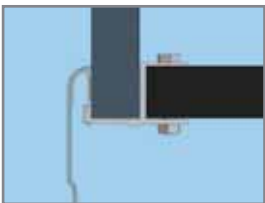
For more than a quarter of a century, the Auto-Trail name has been synonymous with luxury. Our range of top quality leisure vehicles has a well-deserved reputation for design excellence, functionality and being user friendly.

This reputation is built on the input of our industry-leading design team and maintained through a close relationship with customers and members of the Auto-Trail Owners Club alike.

These strong foundations make us proud. Our reputation and our continuing programme of development and refinement lets us offer a superb range of motorhomes that meet your luxury leisure vehicle needs.

Whichever high-specification Auto-Trail motorhome you choose, from the compact Tracker to the imposing Chieftain, you receive the same hallmark levels of performance and comfort.

A selection of development drawings using the latest CAD technology.



Diagrams showing floor to wall jointing section.



Energy Efficient LED Lighting throughout all models.



Luxury Seitz double glazed windows with fully pleated blinds and fly screen.



Most models feature a large storage area, perfect for portable barbecues.



Exterior hot and cold shower, Ideal for easy cleaning of equipment, bicycles, and even sandy feet.



Large bore, "quick drain" waste pipes with easy release fitted as standard to all models.



Built in 700w Microwave fitted as standard to all Frontiers.



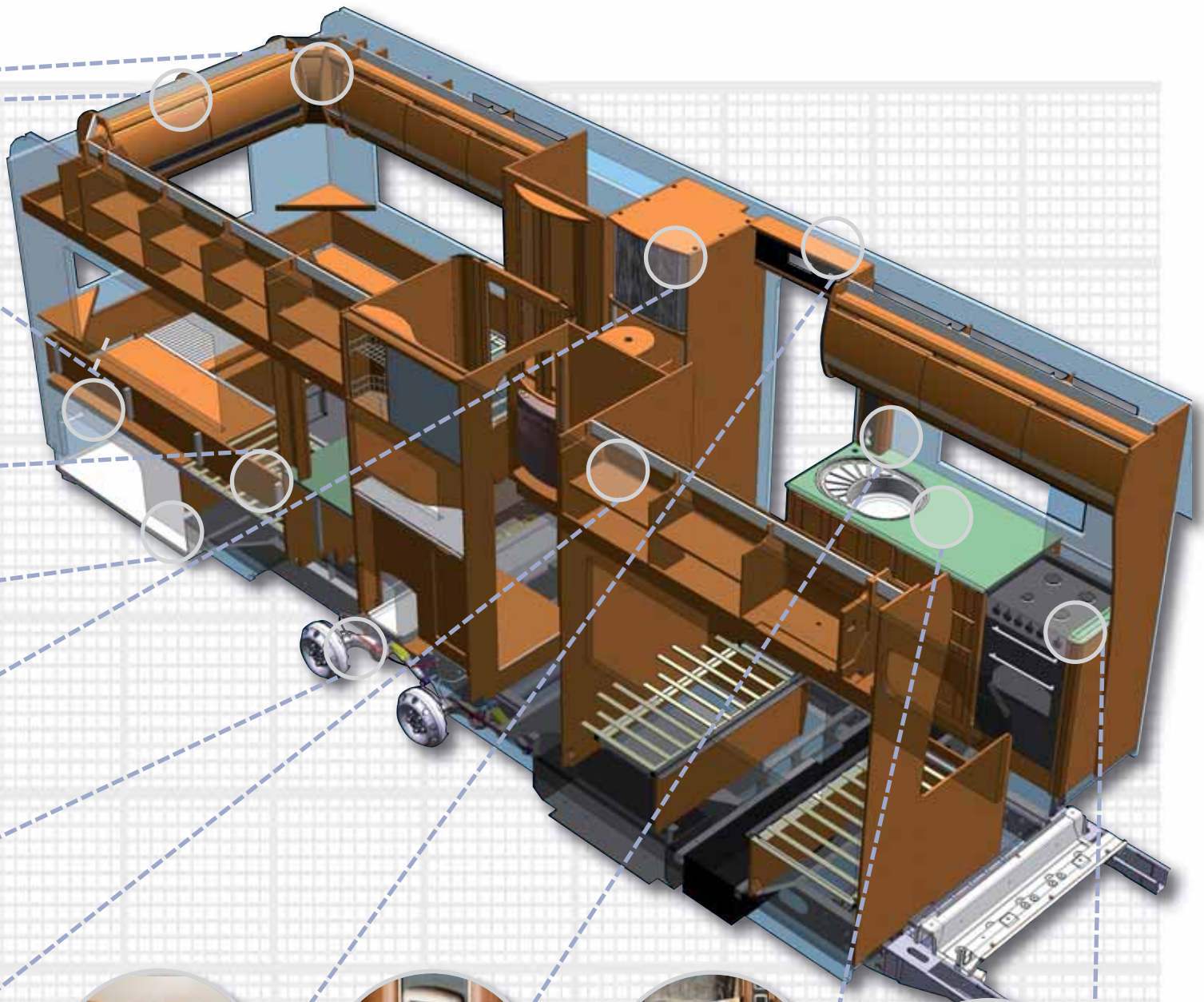
Alloy Wheels fitted as standard to all Frontier models.



All Auto-Trail models are fitted with dedicated crockery storage.



Cushioned Vinyl Flooring with bound edged loose laid carpets for easy cleaning. Fitted as standard to all vehicles in our range.



Comprehensive 12V management system with thermostatically controlled heating and hot water system.



12V dimmer switch to control LED lighting and 230V sockets to all kitchen areas.



New re-designed kitchens with luxurious granite effect, heat resistant work surfaces.



Domestic cookers with 3 x Gas and 1 x 230V hob, grill and full oven.

All Auto-Trail models have 40mm walls and 45mm ceilings and floors. These high level insulation values help keep the interior of your motorhome cooler in summer and warmer in winter.


Industry leading insulation:

Wall: 40mm



Flooring: 45mm

All road facing floor areas incorporate a vinyl protected surface.



Think! before you choose your next motorhome...



Has your motorhome got the following.....

- ✔ **Heavy duty furniture construction**
All Auto-Trail furniture is constructed using 12mm and 15mm solid plywood, creating a robust interior with added benefit of noise reduction.
- ✔ **High Gloss GRP Exterior Side Walls**
Scratch and damage resistant. Auto-Trail motorhomes are constructed using a 1.7mm polyester skin, so protecting your investment by incorporating this important feature into the construction of all our vehicles.
- ✔ **Choice of Hi-Line or Lo-Line**
All needs are catered for with 14 models available in two distinct formats. Hi-Line for users who need a spacious overhead sleeping area or the sleek Lo-Line version providing additional valuable overcab storage.
- ✔ **Cruise Control fitted as standard**
Making long journeys more enjoyable at no extra cost to you.
- ✔ **Choice of 3 luxury Twin Axle Models**
The ultimate for people seeking a premium mobile apartment.
- ✔ **Full Dual-Fuel Hot Water System**
Powered by both gas and mains electric for your added convenience and comfort.
- ✔ **85 Watt Solar Panels and integrated Fixing**
Fitted as standard on all Frontier models.
- ✔ **All models are fitted with Impervious Road-Facing Underfloor Protection**
Giving you total peace of mind.
- ✔ **External Storage Lockers**
The Frontier range now includes as standard a large external storage locker with a parallel lift lockable access door.
- ✔ **Luxury Seitz (S5) Flush-Fit Windows to all models**
Each with integral pleated night blinds and flyscreens. (Luton windows, Polyvision).
- ✔ **'Acer' Wood Grain Wallboards**
For that luxurious feel.
- ✔ **Full Dual-Fuel Central Heating System**
Powered by both gas and mains electric, for your added convenience and comfort.
- ✔ **Optional layouts**
Most vehicles are available with optional lounge layouts catering for different family requirements.
- ✔ **Choice of 'G' Models on Mohawk and Chieftain**
Each providing a large, safe and secure integral storage area. Perfect for carrying leisure items to complement your lifestyle eg: electric mobility scooters, domestic size patio table and chairs, surfboards, skis, wet suits – the list is endless.
- ✔ **Cab Air-Conditioning**
Included in the SE pack option for Tracker, Apache and standard on all vehicles in the Frontier range.
- ✔ **Directional Status 550 Telescopic TV Aerial**
Designed to maximise signal strength even in the most remote areas.
- ✔ **Exterior Gas BBQ Point fitted as standard**
Quick and convenient so you can enjoy alfresco dining.
- ✔ **Dimmer Switch controlled 12V LED Lighting**
Creating a relaxed atmosphere whilst dining in the luxury of your motorhome.
- ✔ **Fully enclosed seamless Shower Cubicles**
Separate wet and dry areas as you would expect in the best en-suite facilities.
- ✔ **Driver and Passenger Airbags**
Safety is fitted as standard to all Auto-Trail models, driver and passenger airbags are of course standard.
- ✔ **Spare Wheel**
All Auto-Trails come complete with a full size spare wheel as standard.
- ✔ **Cushioned Vinyl Floor**
All models are fitted with cushioned vinyl flooring throughout. A full set of loose lay bound edged carpets completes this practical easy clean standard feature.
- ✔ **Seitz "Heki" 3 Roof Light**
The latest wind-up Heki roof light is fitted to all front lounge areas, adding more light and additional ventilation.



The Fiat Ducato chassis, what you need to know...



The basic ingredients of versatility.

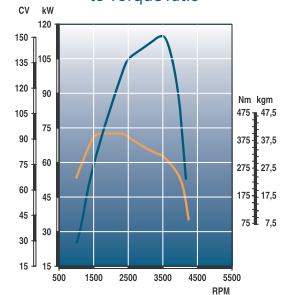
The new Ducato Camper holds no fear of bends or rough terrain, no matter how bumpy. Its chassis frame has been specially designed to be the base of your motorhome. Greater stability is ensured by a specific suspension setup and stabiliser bars front and rear.

The new Ducato Camper uses latest generation engines:

All Fiats in the Auto-Trail range use the Euro4 Compliant Multijet which is complemented by the newly-developed 6-speed gearboxes

With a peak torque from 320 Nm to 400 Nm, all the engines powering the New Ducato ensure absolute driving pleasure, superior pick-up in any situation, especially when overtaking, driving uphill, or negotiating bends.

160 Multijet Power to Torque ratio



A cab predisposed for conversion (without a roof and without a back wall), it offers factory quality for any conversion.



Double-arm seats also available on original Fiat type-approved pivoting supports plenty of room between seats to move freely to and from the cab and the habitation area.



130 and 160 bhp Multijet Power Engines.



Reliable electric components, built on CAN design.



Wider track provides enhanced stability.

Engines and Gearboxes	130 Multijet	160 Multijet / Comfortmatic
Displacement cc	2287	2999
Type	4-in-line cylinder diesel Multijet direct injection Turbocharger with intercooler	4-in-line cylinder diesel Multijet direct injection Turbocharger with intercooler
Mechanical gearbox	New 6 speed + Reverse Belt controlled	New 6 speed + Reverse Chain controlled.
Timing system	Double overhead camshaft Chain cam-to-cam Hydraulic tappets 4 valves per cylinder	Double overhead camshaft Hydraulic tappets 4 valves per cylinder
Max. power output	130 bhp (95.5 kw)	157 bhp (115.5 kw)
At rpm	3600	3600
Peak torque	320 Nm	400 Nm
At rpm	2000-3000	1700-2500

The engines and gearboxes powering the new Ducato Camper were tested on cab-over prototypes and adapted for use on a motorhome.

The 130 Multijet has been specifically designed for exclusive use on motorhomes.

"Comfortmatic"
Optional sequential gearbox available with the 160 bhp version.



A short guide to wearing seat belts in your motorhome...

Recently there has been a number of changes in the law relating to the fitting and using of seat belts in motorhomes. Below is a short break down of how this may influence the purchase of your new motorhome.

Seat belts have been fitted to the front seats of motorhomes since seatbelt legislation was first introduced and it is mandatory to wear these when the vehicle is in motion (this is normally the driver and front passenger seat).



REAR DESIGNATED PASSENGER SEATS

Designated passenger seats in the rear of a motorhome are those seats specifically designed to be used by passengers whilst the vehicle is in motion. These seats must have either forward or rear facing seatbelts and must be used by any passengers travelling in the rear of the vehicle. The seats will be clearly marked with a label adjacent to the seat indicating that they are designated travelling seats.

New European Legislation (EC Directive 2005/39/EC) states that to travel in a sideways facing seat with a seat belt

is unsafe and that from 20th October 2007, new vehicles will not be allowed to be registered with sideways facing designated travelling seats.

To coincide with the above legislation Auto-Trail has introduced a number of optional layouts to most of its luxury models. You can drive confidently knowing that you and friends can travel in comfort and safety.

Its now even easier to look for these options. Check to see if the above seatbelt logo is next to your desired model in this brochure.

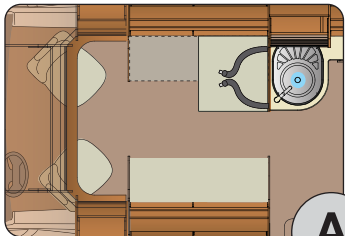
This logo denotes this particular model is available with an optional layout, incorporating 3 point inertia seat belts, allowing at least two extra designated travelling seats. In some cases you may specify two lap belts to rear facing seating (with fully padded back and neck rests), allowing up to six people (including the driver) can travel in comfort, safety and within the law.

Seat Belt Guidelines			
	Front Seat	Rear Seat	Responsibility
Driver	Seat belt must be worn if fitted.	-	Driver.
Child under 3 years of age	Correct child restraint must be used.	Correct child restraint must be used.	Driver.
Child from 3rd Birthday up to 135cms in height (or 12th Birthday whichever they reach first).	Correct child restraint must be used.	Correct child restraint must be used where seat belts are fitted. Must use adult belt in rear seat if correct child restraint is not available.	Driver.
Child 12 or 13 years of age, or over 135cms in height.	Seat belt must be worn if fitted.	Seat belt must be worn if fitted.	Driver.
Adult passengers.	Seat belt must be worn if fitted.	Seat belt must be worn if fitted.	Passenger.

A choice in layouts or Seatbelt variations for your comfort and safety.



Seatbelt variations:

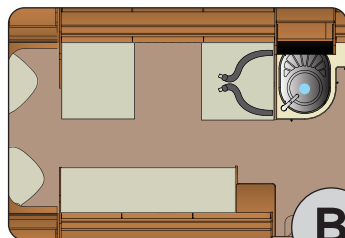


A

A) Half Dinette (HD)

A double forward facing seat fitted with two seatbelts. This easily converts into a transverse double bed by joining together the near side bench seat and the travelling seat. HD Available on:

Cherokee, Mohawk, Savannah and Delaware.

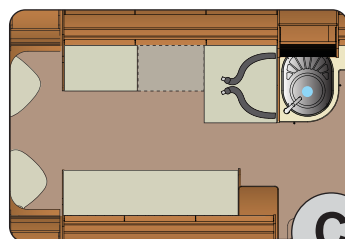


B

B) Double Dinette (DD)

A double forward facing seat fitted with two seatbelts. On certain models extra rear facing lap belts can be chosen. DD Available on:

Apache 700 (Standard Fitment), Apache 725, Comanche, Scout (Standard Fitment), Arapaho (Standard Fitment) and Chieftain.



C


C) Lounge Dinette (LD)

During the day the LD offers a full L shaped lounge dinette and quickly converts into a travelling seat fitted with two seatbelts by removing the centre cushion. LD Available on:

Apache 725 (Standard Fitment), Apache 700, Comanche, Scout, Arapaho and Chieftain.



Please note: The above seat belt variations are available as a cost option. Please refer to the Technical Specification pages for further information and compatibility.



Tracker & Apache SE Option Pack

Our popular SE Pack on the Tracker and Apache ranges has been 'held' at £999 offering our customers un-rivalled specification.

Look at what's included...

- Cab air-conditioning
- Built in home entertainment centre featuring radio / CD / DVD / MP3 player, multi-channel radio / TV receiver (freeview) all with fully remote control facilities
- Recessed awning (length varies – model dependant).
- Colour infra-red rear view reversing camera
- 11" flip-down colour TV monitor
- Special Auto-Trail umbrella
- Special SE graphics



only £999.00

Optional Upgrade £150

- 15" drop down colour TV monitor (in lieu of 11" monitor on Tracker and Apache).



Frontier Enhancement Packs

There are two new packs available for the Frontier range - **Platinum** and **Media** allowing you to personalise your Frontier with silver cab, 15" drop down colour TV, reversing camera & more.

Frontier Platinum Pack

- Metallic painted cab
- Complimentary painted metallic side skirts & bumper
- Graphite effect high level locker doors
- Special Auto-Trail umbrella

only £599.00



Frontier Media Pack only £899.00

- 15" Drop down colour TV monitor
- Multi channel TV/radio digital receiver
- Built in entertainment system featuring radio/CD/DVD player
- Colour infra red reversing camera



Join the Auto-Trail family... or take a look at the manufacturing process, on one of our unique factory tours.



Auto-Trail
OWNERS CLUB

Don't think that once you have bought your new leisure vehicle you are on your own...

There is a warm and friendly welcome waiting for you at the Auto-Trail Owners' Club. (ATOC)

The ATOC organise events in a wide range of locations around the UK and Europe to give you the opportunity to sample something new in the comfort of a group. Enjoy holidays and social occasions with your new friends, and take advantage of the wealth of information, experience and technical information available from other dedicated members.

See first hand what makes Auto-Trail motorhomes so special.

Come along and see for yourself why we have the highest reputation for producing popular, value for money motorhomes. Our purpose built, modern factory is centrally situated just off the A180 at Europarc, a prestigious new business park on the outskirts of Grimsby, North East Lincolnshire. (DN37 9TU for route planning or satellite navigation users).

**Call Auto-Trail on 01472 571000
or book on-line @ www.auto-trail.co.uk**

For more information and details of how owners of new Auto-Trail motorhomes can enjoy a period of free ATOC membership, please contact:-

Mrs Maureen Smith, 20 Shackleton Way, Woodley,
Reading, Berkshire, RG5 4UT (enclosing a SAE)
Email : atoc.secretary@hotmail.co.uk
Web : www.atoc.info

Tours are available monthly and to ensure you receive our individual care and attention, each tour has a limited number of people and can only be attended by pre-booking.

Introduction to our Range

Home and away... Auto-Trail will broaden your horizons, both on-site and on the road, time after time we have been the first to feature NEW layouts, the latest manufacturing techniques and top technical wizardry.

Auto-Trail... We lead others follow.

TRACKER RANGE

Our range includes...

Tracker EKS Page 14 - 17



APACHE RANGE

Our range of Models include...

Apache 632 Page 18 - 21

Apache 634 Page 22 - 23

Apache 700 Page 24 - 25

Apache 725 Page 26 - 27



FRONTIER RANGE

Our range of Models include...

Navajo Page 30 - 31

Cherokee Page 32 - 33

Mohawk Page 34 - 35

Savannah Page 36 - 37

Scout Page 38 - 39

Delaware Page 40 - 41

Chieftain Page 42 - 43

Comanche Page 44 - 45

Arapaho Page 46 - 47





Auto  **Trail**
Tracker Range



Tracker EKS is the most perfect example of a two berth compact luxury leisure vehicle. From the moment you step inside your new 'home' you start to fully appreciate the levels of luxury and comfort.

The Tracker is large enough for those extended tours of Europe, yet small enough to take shopping whilst exploring the many beautiful and idyllic 'must visit' areas of our Great British Isles.

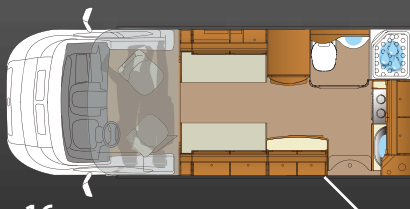
With the Tracker you will travel further, stay longer and enjoy holidays like never before.

At just 6.26 metres in length this is the ideal leisure vehicle for your first motorhome purchase, offering high specification that you always get with Auto-Trail but in a compact stylish package.

You will be amazed by its spacious lounge, its fixed rear kitchen and separate washroom complete with shower, making the Tracker a great value motorhome.



Tracker EKS



SPECIFICATION: AT A GLANCE

Length: 6.26M (20'6")

Width: 2.26M (7'5")

Height: Lo-Line 2.95M (9'8") Hi-Line 3.05M (10' 0")

Max Gross Weight: 3500kg

Chassis: Fiat Ducato 35







Auto Trail

Apache Range

The Apache range has something for everyone, ranging from the compact, yet fully equipped 632 with its' dedicated fixed bed and inviting front lounge, to the cavernous 700 and 725, with their family orientated appeal. Completing this line up is the ever popular 634, with the option of two single or a king size double at the rear.



The Apache range has an array of features and equipment as standard that struggle to make the options list on competitors' vehicles. All models are available as high or low line variants at no extra cost and are constructed using the same pioneering techniques that make Auto-Trail vehicles not only the most popular, but having the quietest interiors on the road.

Apache 632 – A fixed rear bed layout, incorporating generous storage below. Separate shower, fully specified kitchen and inviting front lounge all within 6.7 metres, making it the ideal long distance cruiser.

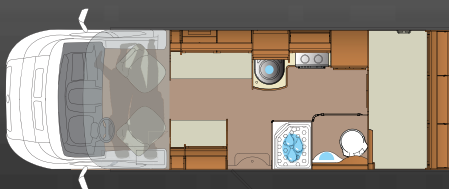
Apache 634 – This ever popular model with separate shower, split kitchen and panoramic rear lounge, enables the owner to take in breath taking views when ever they desire.

Apache 700 – The classic family orientated, split lounge model with generous kitchen and separate shower. Enjoy dinner in the centre dinette and then retire to the rear lounge to relax, and enjoy the view, or take in a movie.

Apache 725 – Cavernous front lounge to entertain all the family, with separate shower and single bunk beds at the rear, for those who need a well earned rest after a hard day's adventure.



Apache 632



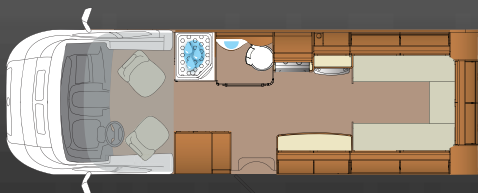
SPECIFICATION: AT A GLANCE
Length: 6.70M (21'11")
Width: 2.26M (7'5")
Height: Lo-Line 2.84M (9'7") Hi-Line 3.05M (10' 0")
Max Gross Weight: 3500kg
Chassis: Fiat Ducato 35







Apache 634



SPECIFICATION: AT A GLANCE

Length: 6.98M (22'10")

Width: 2.26M (7'5")

Height: Lo-Line 2.84M (9'7") Hi-Line 3.05M (10'0")

Max Gross Weight: 3500kg

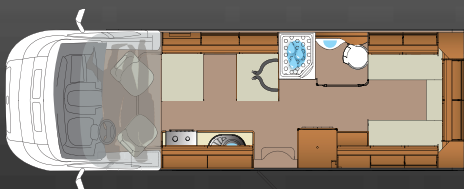
Chassis: Fiat Ducato 35







Apache 700



SPECIFICATION: AT A GLANCE

Length: 7.38M (24'3")

Width: 2.26M (7'5")

Height: Lo-Line 2.84M (9'7") Hi-Line 3.05M (10' 0")

Max Gross Weight: 4005kg

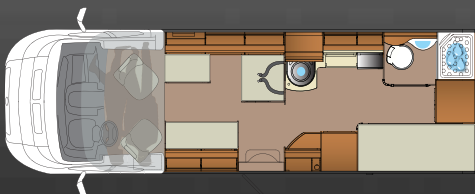
Chassis: Fiat Ducato 40 Heavy







Apache 725



SPECIFICATION: AT A GLANCE

Length: 7.38M (24'3")

Width: 2.26M (7'5")

Height: Lo-Line 2.84M (9'7") Hi-Line 3.05M (10' 0")

Max Gross Weight: 4005kg

Chassis: Fiat Ducato 40 Heavy







Auto  **Trail**
Frontier Range

Frontier, a British Classic... the ultimate range of luxury motorhomes.

When you can choose a motorhome without compromise, discover the Frontier range from Auto-Trail. Here you will find the ideal motorhome to fulfil your highest aspiration – a perfect choice of layouts to cater for most needs.



Few Motorhomes have the presence on the highway of these exclusive models – or invoke the same admiration on the rally field.

Nine distinctive layouts are available in both hi-line and lo-line variants. All models are powered by the acclaimed Fiat Ducato and offer Frontier luxury at competitive prices, yet still with full cab specification including electric windows, cab air conditioning, electric

mirrors, driver and passenger airbags and central locking.

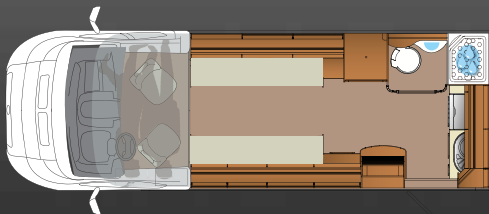
Internally, luxury is also matched by practicality at every turn. Hand crafted cabinets complement the 'Finsbury' soft furnishings to create an atmosphere with a tangible air of exclusivity. Few, if any, rival motorhomes can claim the stature in the eyes of the motorhome public of the Auto-Trail Frontier models.

None combine the level of Grand-touring luxury with engineering excellence that are the hallmark of this premium range.

When you've earned the right to choose the ultimate in modern Motorhomes, you will find the model of your dreams within the Frontier range.



Navajo



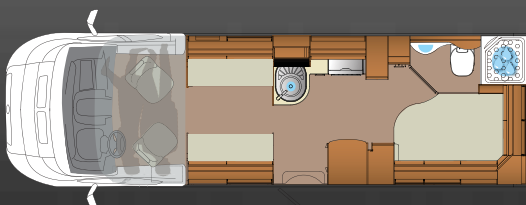
SPECIFICATION: AT A GLANCE
Length: 6.81M (22'4")
Width: 2.31M (7'7")
Height: Lo-Line 3.03M (9'11") Hi-Line 3.07M (10' 1")
Max Gross Weight: 3500kg
Chassis: Fiat Ducato 35







Cherokee



SPECIFICATION: AT A GLANCE

Length: 7.50M (24'7")

Width: 2.31M (7'7")

Height: Lo-Line 3.03M (9'11") Hi-Line 3.07M (10' 1")

Max Gross Weight: 4005kg

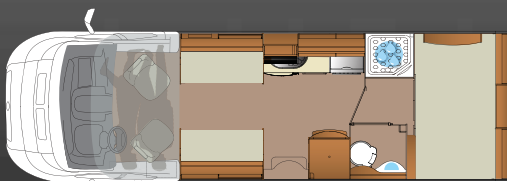
Chassis: Fiat Ducato 40 Heavy







Mohawk



SPECIFICATION: AT A GLANCE

Length: 7.50M (24'7")

Width: 2.31M (7'7")

Height: Lo-Line 3.03M (9'11") Hi-Line 3.07M (10' 1")

Max Gross Weight: 4005kg

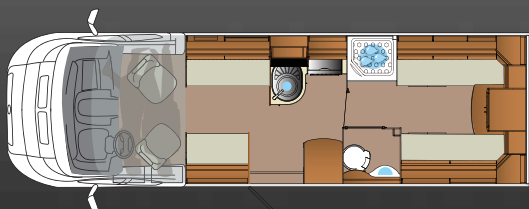
Chassis: Fiat Ducato 40 Heavy







Savannah



SPECIFICATION: AT A GLANCE

Length: 7.60M (24'11")

Width: 2.31M (7'7")

Height: Lo-Line 3.03M (9'11") Hi-Line 3.07M (10' 1")

Max Gross Weight: 4005kg

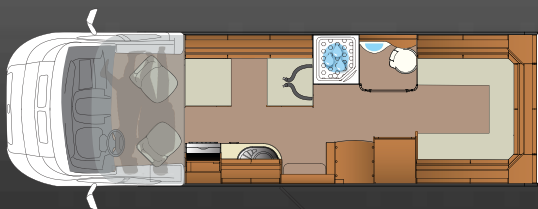
Chassis: Fiat Ducato 40 Heavy







Scout



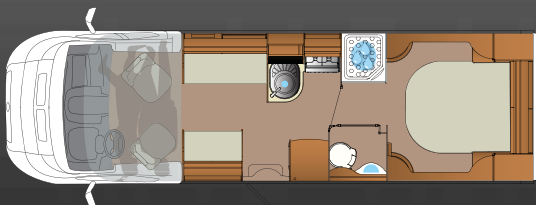
SPECIFICATION: AT A GLANCE	
Length:	7.76M (25'5")
Width:	2.31M (7'7")
Height:	Lo-Line 3.03M (9'11") Hi-Line 3.07M (10' 1")
Max Gross Weight:	4250kg
Chassis:	Fiat Ducato 40 Heavy/Alko







Delaware



SPECIFICATION: AT A GLANCE

Length: 7.76M (25'5")

Width: 2.31M (7'7")

Height: Lo-Line 3.03M (9'11") Hi-Line 3.07M (10' 1")

Max Gross Weight: 4250kg

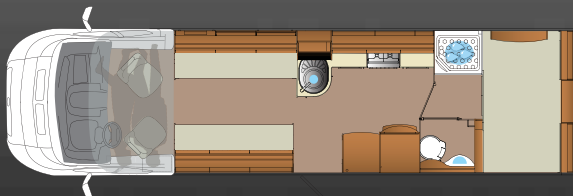
Chassis: Fiat Ducato 40 Heavy/Alko







Chieftain



SPECIFICATION: AT A GLANCE

Length: 8.73M (28'7")

Width: 2.31M (7'7")

Height: Lo-Line 3.03M (9'11") Hi-Line 3.07M (10' 1")

Max Gross Weight: 5000kg

Chassis: Fiat Ducato 40 Heavy/Alko

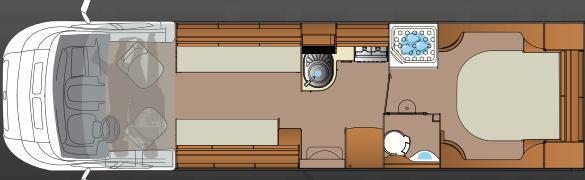






Leather option fitted to this vehicle as a cost option

Comanche



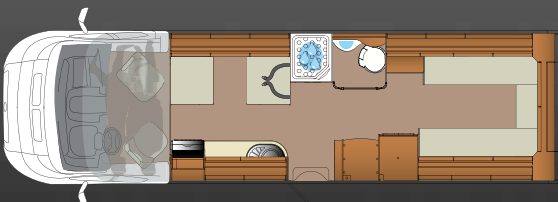
SPECIFICATION: AT A GLANCE	
Length:	8.73M (28'7")
Width:	2.31M (7'7")
Height:	Lo-Line 3.03M (9'11") Hi-Line 3.07M (10' 1")
Max Gross Weight:	5000kg
Chassis:	Fiat Ducato 40 Heavy/Alko







Arapaho



SPECIFICATION: AT A GLANCE
Length: 8.73M (28'7")
Width: 2.31M (7'7")
Height: Lo-Line 3.03M (9'11") Hi-Line 3.07M (10' 1")
Max Gross Weight: 5000kg
Chassis: Fiat Ducato 40 Heavy/Alko





It's those little things that make our motorhomes so special...



LCD Television with DVD/Freeview (Apache 634 Only)



12V LED kitchen splash guards



Extra deep soft close drawers fitted to all Frontier models



Stainless steel kitchen sink with drainer



85 Watt solar panel installed



150 Litre fridge freezer



Frontier illuminated entrance step with removable entrance mat



Heki roof light with pleated blind and flyscreen



12V LED energy efficient lighting throughout



Status 530 multi directional television aerial



Slide out storage compartment



Designated cutlery drawers



Overcab bed available as a hi-line option at no extra cost



700W built in microwave



Luxury Seitz double glazed windows with integrated pleated blinds and flyscreen



Heat resistant granite effect worktops

Please note: Some features are model dependent



Dedicated crockery lockers



Comprehensive 12V management system



Lo-Line over cab locker with separate table storage (Apache and Tracker only)



Stylish cocktail cabinets



Waste bin fitted to all entrance doors



Map pockets fitted to all models



Unique storage ideas



Central locking entrance door with pleated blind and fly screen



High level storage for all of those personal effects



Full length wardrobes with Integral lighting



Underfloor storage with parallel lift lockable doors



Fitted pleated cab blinds



Lockable rear ladder



Round table and boom arm



Fully seamless shower cubicles




Low level kitchen feature LED lighting

Auto-Trail Specification and Upgrades

Designed with you in mind

Our Technical Specification has been carefully designed to assist you the customer to compare features and benefits of the 'next generation' of Auto-Trail motorhomes. The following pages contain everything that a modern day motorhome purchaser requires to make an informed decision when buying.



 Engine Choice	TRACKER EKS	APACHE 632 APACHE 634 NAVAJO	APACHE 700 APACHE 725 CHEROKEE MOHAWK SAVANNAH	SCOUT DELAWARE	COMANCHE ARAPAHO CHIEFTAIN	EX WORKS WEIGHT CHANGE
STANDARD						
FIAT DUCATO 35 LIGHT - 130 bhp	●	●	-	-	-	
FIAT DUCATO 40 HEAVY - 130 bhp	-	-	●	-	-	
FIAT DUCATO 40 HEAVY/ALKO - 130 bhp	-	-	-	●	-	
FIAT DUCATO 40 HEAVY/ALKO - 160 bhp	-	-	-	-	●	
OPTION AT EXTRA COST						
FIAT DUCATO 157 bhp	-	■	■	■	●	+50 kgs
FIAT DUCATO 157 bhp Comfort-matic	■	■	■	■	■	+17 kgs
● = Fitted as standard ■ = Optional at an extra cost - = Not available						

Model Dimensions			
Model	Vehicle widths (excl. mirrors)	Heights (inc. aerial)	Overcab Bed Sizes (maximum)
Tracker (Hi Line)	2.26m (7'5")	3.05m (10'0")	W1.15m (3'9") 1.92m (6'3")
Tracker (Lo Line)	2.26m (7'5")	2.95m (9'8")	-
Apache (Hi Line)	2.26m (7'5")	3.05m (10'0")	W1.15m (3'9") 1.92m (6'3")
Apache (Lo Line)	2.26m (7'5")	2.84m (9'7")	-
Frontier (Hi Line)	2.31m (7'7")	3.07m (10'1")	W1.23m (4'0") 1.92m (6'3")
Frontier (Lo Line)	2.31m (7'7")	3.03m (9'11")	-

SE Pack (Tracker and Apache) Weight Implications
3.0 Awning - reduce max payload by 44kg
3.5 Awning - reduce max payload by 47kg
4.0 Awning - reduce max payload by 50kg

Mohawk and Chieftain Storage Area Dimensions

Storage Area Size

Length: 2170mm, Width: 1400mm, Height: 939mm

Door Aperture Size

Width: 745mm, Height: 850mm

Maximum Available Weights in Storage Area

Chieftain: 250kg, Mohawk: 150kg

Cost option: Raised rear bed with two large G doors to near and offside. (Please refer to options list)

Note on Measurements and Lengths

All dimensions and masses are calculated to the Masses and Directive 91/22 EEC

Note on Mass in Running Order

The mass in running order is the mass of the unladen vehicle with a 75kg allowance for a driver, 90% of the fuel and fresh water capacity and gas cylinders.

OPTIONS: Some options may be limited depending on the engine selected.

Important:

When using your vehicle or adding extra equipment, it is important that individual axle loading weights or the Maximum Authorised Weight is not exceeded. This would not only automatically invalidate any warranties, but it could also affect your safety and the handling of the vehicle. An overloaded vehicle could lead to prosecution. If you are unclear or need any further guidance as to any of the technical aspects in the operation and driving of your new Auto-Trail motorhome, please consult your supplying dealer prior to driving your vehicle on the public highway.

Technical Features

	TRACKER EKS	APACHE 632 APACHE 634	APACHE 700 APACHE 725	FRONTIER NAVAJO FRONTIER CHEROKEE FRONTIER MOHAWK FRONTIER SAVANNAH FRONTIER DELAWARE FRONTIER SCOUT FRONTIER CHIEFTAIN FRONTIER ARAPAHO FRONTIER COMANCHE	EX-WORKS WEIGHT CHANGE (kgs)
FIAT Technical Features					
Insulation & Strength					
Full Vinyl Underfloor Protection	●	●	●	●	
Laminated Wall Construction (Full Thickness-40mm)	●	●	●	●	
Laminated Floor Construction (Full Thickness-45mm)	●	●	●	●	
Part Laminated Roof Construction (40mm)	●	●	●	●	
Exterior Style & Features					
GRP Roof Panel	●	●	●	●	
GRP Scratch / Damage Resistant Side Walls	●	●	●	●	
Colour Coded Rear Ladder	■	■	■	●	+10kgs
Distinctive 'Auto-Trail' Exterior Graphics	●	●	●	●	
GRP Rear Panel	●	●	●	●	
GRP Side Skirts	●	●	●	●	
Acrylic Capped ABS Side Skirts	●	●	●	●	
Keyless Gas Bottle Locker, with Internal Release Lever	●	●	●	●	
Recessed Awning Size (Awning Depth 2.5m)	3.0m	3.5m (632)	4.0m	3.5m (NAV)	
	-	4.0m (634)	-	4.0m (CHE/MOH/SAV/DEL/SCO)	
	-	-	-	4.5m (ARA/COM/CHI)	
Colour Coded Front Bumper	●	●	●	●	
External Lighting & Safety					
Awning Light	●	●	●	●	
Front Marker Lights	●	●	●	●	
Rear Marker Lights	●	●	●	●	
Side Running Lights	●	●	●	●	
3rd Brake Light	●	●	●	●	
12v Power					
Leisure Battery (Total Amps)	110	110	110	110	
85W Solar panel	●	●	●	●	
Storage/Access					
Exterior Access/Storage Locker	●	●	●	●	
Cantilever Side Underfloor Storage Lockers	●	●	●	●	
Exterior Gas Bottle Locker (Total Propane Capacity(kgs))	1x7, 1x13	1x7, 1x13	1x7, 1x13	2x13	
On-Board Services					
Fresh/Waste Water Tank Capacity (litrs)	100/55	100/55	100/55	100/55 (NAV/MOH/SAV/CHE)	
Fresh/Waste Water Tank Capacity (litrs) with Al-Ko Super Lo-Line Chassis	●	●	●	136/68	
Visibility and Ventilation					
Internal Window Blinds Plain/Pleated	Pleated	Pleated	Pleated	Pleated	
Seitz Flush Fitted Double Glazed Windows with Flyscreens	●	●	●	●	
Wind Up Panoramic Roof Light	●	●	●	●	
12v Fan Assisted Roof Light/Ventilator	●	●	●	●	
Auto-Trail Special Features					
Central Locking to Entrance Door	●	●	●	●	
Electrically Operated Entrance Step	●	●	●	●	
Exterior Hot and Cold Shower Unit	●	●	●	●	
External Gas BBQ Point	●	●	●	●	
Hi-Security Entrance Door with Blind/ Waste Bin/Opening Window	●	●	●	●	
Integral Moulded Entrance Step With Removable Mat	●	●	●	●	
Rear Corner Steadies	■	■	■	■	+10kgs
Rear Mud Flaps	●	●	●	●	
530/5 Multi-Directional TV Aerial with Booster	●	●	●	●	

All details shown include added ex-works weight implications e.g. (+20kgs)

KEY to page 50 & 51

- = Included As Standard
- = Optional At An Extra Cost
- ▲ = Optional At No Extra Cost
- = Not Available



Technical Features

Technical Features	TRACKER	APACHE	FRONTIER
Sleeping Choice			
Hi-line Available with Overcab Sleeping or Lo-line Available with Overcab Storage Area	▲ ▲	▲ ▲	▲ ▲
Domestic Soft Furnishings			
"Albany" Luxury Upholstery, with Dress Curtains and Co-Ordinating Pelmet and Tiebacks	●	■	■
"Tiverton" Luxury Upholstery, with Dress Curtains and Co-Ordinating Pelmet and Tiebacks	■	●	■
"Finsbury" Luxury Upholstery, with Full Curtains and Co-Ordinating Pelmet and Tiebacks	■	■	●
"Lincoln" Luxury Leather Upholstery, with Full Curtains and Co-Ordinating Pelmet and Tiebacks (fixed rear bed models only)	■	■	■
Scatter Cushions (2)/(4)	2	2	4
Ventilation Boards	●	●	●
Cushioned Vinyl Floor with Removable Bound Edged Carpets	●	●	●
Kitchen Features			
Cutlery Storage	●	●	●
Domestic Single Lever Mixer Taps	●	●	●
Hardwood Edged Heat Resistant Work Surfaces	●	●	●
Inset Sink/Drainer with Flush Fitting Covers	●	●	●
Waste Bin in Lower Part of Entrance Door	●	●	●
Bathroom Features			
Domestic Bathroom Taps and Shower Head	●	●	●
Domestic Style Washroom Doors	●	●	●
Fully Enclosed 'Seamless' Shower Cubicle	●	●	●
Variable Shower Control	●	●	●
Vanity Storage Cabinet	●	●	●
Bedroom Features			
Access Flap(s) to Bedboxes	●	●	●
Living Room Features			
Acer Solid Plywood Interior Furniture	●	●	●
Blinds and Flyscreens to all Opening Conversion Windows	●	●	●
Circular Table with Boom Arm (+5kgs)	■	● 632 Only (■700/725)	● (■SCO/NAV/ARAP/CHIEF/COM)
Cocktail Cabinet	●	●	●
Cushioned Close Overhead Locker Doors	●	●	●
Free Standing Table	●	●	●
Pleated Windscreen Blinds	●	●	●
Metal 'Rollerball' Drawer Runners	●	●	●
Extra Deep Soft Close Draws	●	●	●
Swivel Passenger Seat Base	●	●	●
Swivel Drivers Seat Base	●	●	●
Safety Features			
Compliance to all Relevant European Standards	●	●	●
Entrance Door Grab Handle	●	●	●
Flame Failure Shut Off Valves to all Gas Appliances	●	●	●
Isolation Taps to all Gas Appliances	●	●	●
National Caravan Council Approved	●	●	●

KEY to page 52 & 53

- = Included As Standard
- = Optional At An Extra Cost
- ▲ = Optional At No Extra Cost
- = Not Available

Technical Features

	TRACKER	APACHE	FRONTIER
Safety Features Cont..			
Optional Lounge Layouts Incorporating Seatbelts – See vehicle layouts	●	■ (700, 725 Only)	■ (N/A on NAVAJO)
Rear Facing Lap Belts (Fitted to a Double Dinette) + 21kg	●	■ (725, 700 Only)	■ (N/A on MOH/CHE/SAV/DEL/NAV)
Smoke Alarm & Fire Extinguisher	●	●	●
Water Features			
Fresh/Waste Water Tank Gauge (L.E.D Display)	●	●	●
Fresh/Waste Water Tank Read-Out (Digital)	●	●	●
Pressurised Water System	●	●	●
Electrical & Gas Features			
12v Electric Flush Thetford Toilet	●	●	●
12v Rechargeable Vacuum Cleaner	■	■	●
12v Roof Fan/Ventilator	●	●	●
12v Under Locker 'LED' dimmable Lighting	●	●	●
Underlocker 12v 'LED' Reading Lights	●	●	●
12v Wardrobe Courtesy Light	●	●	●
150 Litre Fridge/Freezer	●	● (725 only)	● (●NAV/MOH)
97 Litre Fridge with Freezer Compartment	●	●	● NAV/MOH ONLY
90 Litre Fridge with Freezer Compartment	●	● (●725)	●
230v Socket(s)	●	●	●
Battery Charge/Discharge Digital Readout (amps)	●	●	●
Ambient Concealed 'LED' Over-Locker Lighting	●	●	●
Digital Clock with Alarm Facilities	●	●	●
Digital Inside Temperature Guide	●	●	●
Digital Outside Temperature Guide	●	●	●
Directional 530/5 Aerial with Booster Pack	●	●	●
Engine Battery Condition Indicator (Volts)	●	●	●
Event Timer Facility	●	●	●
Flush Fitting 4 Ring Hob, (3 x Gas, 1 x 700w Electric Hob), Full Cooker and Pan Storage	●	●	●
Charger/Transformer	●	●	●
Variable Rate Charger/Transformer	●	●	●
Illuminated Entrance Door Area	●	●	●
Leisure Battery Condition Indicator (Volts)	●	●	●
RCD Unit	●	●	●
Rear Speakers	●	●	●
Fully Fitted 700w Microwave	●	●	●
Truma 3kw Gas and/or 2kw 230v Heating with 12v Blown Air	●	● (● 632)	● (● CHE/SAV/DEL/COM)
Truma Gas/Electric Water Heater	●	● (● 632)	● (● CHE/SAV/DEL/COM)
Truma Combi 4Kw Gas/230v Heater, (6Kw on Twin Axle Models)	●	● (632 Only)	● (CHE/SAV/DEL/COM)
12v Blown Air & Gas/230v Water Boiler			

All details shown include added ex-works weight implications e.g. (+20kgs)



Technical Chassis Data



Technical Chassis Data

	FIAT DUCATO	FIAT DUCATO	FIAT DUCATO	FIAT DUCATO	FIAT DUCATO
	TRACKER EKS	APACHE 632	APACHE 634	APACHE 700	APACHE 725
Chassis Mode	35 LIGHT	35 LIGHT	35 LIGHT	40 HEAVY	40 HEAVY
Engine Type	Multijet	Multijet	Multijet	Multijet	Multijet
Drive	Front	Front	Front	Front	Front
Number of Cylinders	4	4	4	4	4
Measurements					
Fuel Tank Capacity (ltr)	90	90	90	90	90
Max. Front Axle Loading (kgs)	1850	1850	1850	2100	2100
Max. Rear Axle Loading (kgs)	2000	2000	2000	2400	2400
Max. Gross Weight (kgs)	3500	3500	3500	4005	4005
Max. Gross Train Weight (kgs)	4840	4620	4620	5055	5055
Max. Torque (Nm) at RPM	320/■400 2000/■1700	320/■400 2000/■1700	320/■400 2000/■1700	320/■400 2000/■1700	320/■400 2000/■1700
Max. Towing Weight (kgs)	1340	1120	1120	1050	1050
Overall Length (mm)	6260	6700	6980	7380	7380
Engine Output (bhp) (■+50kgs)	●130/■157	●130/■157	●130/■157	●130/■157	●130/■157
Wheel Base (mm)	3450	3800	3800	4035	4035
Safety					
ABS Braking	●	●	●	●	●
Brakes (Front and Rear)	Disc	Disc	Disc	Disc	Disc
Central Locking	●	●	●	●	●
Fitted Engine Immobiliser	●	●	●	●	●
Spare Wheel (Steel Type)	●	●	●	●	●
Exterior Features					
Adjustable Exterior Electric Mirrors	●	●	●	●	●
Alloy Wheels (Exc. Spare)	●	●	●	●	●
Electric Operated Windows	●	●	●	●	●
Extended Exterior Mirrors	●	●	●	●	●
Heated Exterior Mirrors	●	●	●	●	●
Tyres	215/70R15C	215/70R15C	215/70R15C	225/75R16C	225/75R16C
Interior Features					
Cab Air Conditioning	■	■	■	■	■
Cruise Control	●	●	●	●	●
Multi-Function Trip Computer	●	●	●	●	●
Digital Clock	●	●	●	●	●
Fully Adjustable Drivers & Passenger's Seat	●	●	●	●	●
Fully Upholstered Seats with Map Pockets	●	●	●	●	●
Removable Cab Carpet	●	●	●	●	●
Cushioned Vinyl Floor with Removable Bound Edged Carpets	●	●	●	●	●
Stereo Radio with CD / DVD Player (Std. with SE and MEDIA Pack)	■	■	■	■	■
Storage Pockets in Both Doors	●	●	●	●	●
General Features					
Common Rail Direct Injection Diesel	●	●	●	●	●
Automatic Gearbox (+17kgs)	■	■	■	■	■
Gearbox (No. Forward/Reverse gears)	6. 1	6.1	6. 1	6. 1	6. 1
Intercooler	●	●	●	●	●
Left-Hand-Drive Cab (Lead times may apply)	▲	▲	▲	▲	▲

KEY to page 54 & 55

- = Included As Standard
- = Optional At An Extra Cost
- ▲ = Optional At No Extra Cost
- = Not Available

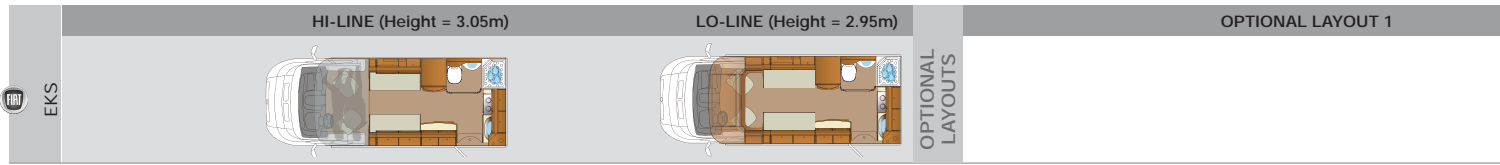
FIAT DUCATO	FIAT DUCATO	FIAT DUCATO	FIAT DUCATO	FIAT DUCATO with AL-KO CHASSIS single rear axle	FIAT DUCATO with AL-KO CHASSIS single rear axle	FIAT DUCATO with AL-KO CHASSIS twin rear axle	FIAT DUCATO with AL-KO CHASSIS twin rear axle	FIAT DUCATO with AL-KO CHASSIS twin rear axle
NAVAJO	MOHAWK	CHEROKEE	SAVANNAH	SCOUT	DELAWARE	ARAPAHO	CHIEFTAIN	COMANCHE
35 LIGHT	40 HEAVY	40 HEAVY	40 HEAVY	40 HEAVY	40 HEAVY	40 HEAVY	40 HEAVY	40 HEAVY
Multijet	Multijet	Multijet	Multijet	Multijet	Multijet	Multijet	Multijet	Multijet
Front	Front	Front	Front	Front	Front	Front	Front	Front
4	4	4	4	4	4	4	4	4
90	90	90	90	90	90	90	90	90
1850	2100	2100	2100	2100	2100	2100	2100	2100
2000	2400	2400	2400	2400	2400	2 x 1500	2 x 1500	2 x 1500
3500	4005	4005	4005	4250	4250	5000	5000	5000
4750	5045	5040	5040	5500	5500	6000	6000	6000
320/400	320/400	320/400	320/400	320/400	320/400	400	400	400
2000/1700	2000/1700	2000/1700	2000/1700	2000/1700	2000/1700	1700	1700	1700
1250	1040	1040	1040	1250	1250	1000	1000	1000
6810	7500	7500	7600	7740	7740	8730	8730	8730
●130/157	●130/157	●130/157	●130/157	●130/157	●130/157	157	157	157
3800	4035	4035	4035	4461	4461	4861	4861	4861
●	●	●	●	●	●	●	●	●
Disc	Disc	Disc	Disc	Disc	Disc	Disc	Disc	Disc
●	●	●	●	●	●	●	●	●
●	●	●	●	●	●	●	●	●
●	●	●	●	●	●	●	●	●
●	●	●	●	●	●	●	●	●
215/70R15C	215/75R16C	215/75R16C	225/75R16C	225/75R16C	225/75R16C	225/75R16C	225/75R16C	225/75R16C
●	●	●	●	●	●	●	●	●
●	●	●	●	●	●	●	●	●
●	●	●	●	●	●	●	●	●
●	●	●	●	●	●	●	●	●
●	●	●	●	●	●	●	●	●
●	●	●	●	●	●	●	●	●
●	●	●	●	●	●	●	●	●
●	●	●	●	●	●	●	●	●
●	●	●	●	●	●	●	●	●
■	■	■	■	■	■	■	■	■
●	●	●	●	●	●	●	●	●
●	●	●	●	●	●	●	●	●
■	■	■	■	■	■	■	■	■
6.1	6.1	6.1	6.1	6.1	6.1	6.1	6.1	6.1
●	●	●	●	●	●	●	●	●
▲	▲	▲	▲	▲	▲	▲	▲	▲

All details shown include added ex-works weight implications e.g. (+20kgs)



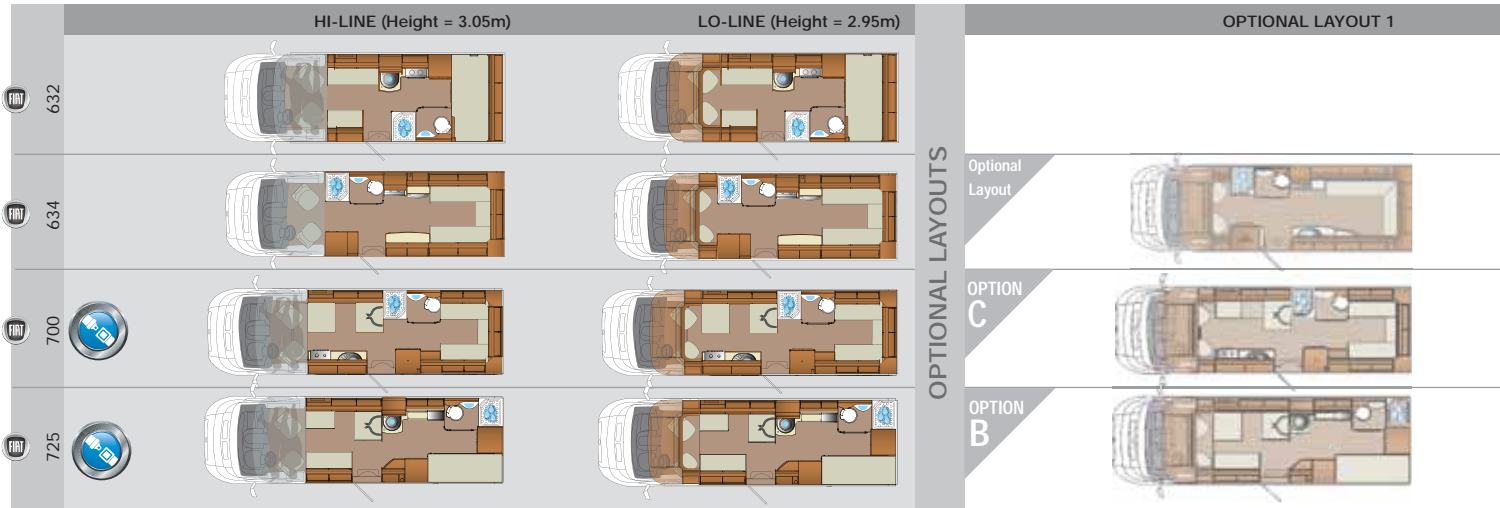
Tracker Range - Layouts

All models offer a choice of Hi-Line with overcab sleeping or Lo-Line with overcab storage — No cost optional extra.



Apache Range - Layouts

All models offer a choice of Hi-Line with overcab sleeping or Lo-Line with overcab storage — No cost optional extra.



Designer Fabrics




Tracker: Albany



Apache: Tiverton




Frontier: Finsbury



Leather: Lincoln

Vinyl cushioned flooring



Bound edged loose laid carpets



Seatbelt Variations

In order that you, your family or friends can enjoy the whole modern motorhome experience, most of our models are

available with a choice of lounge layouts, with more seatbelts for your comfort and safety.

Chassis Cab	Engine Power (BHP)	Overall Length	Mass in running order (MRO) (Std. Models)	Max. Auth. Weight	Max. Bed F=Front / R=Rear
Fiat Ducato 35 Light	130/Opt 157	6.26M (20'6")	3135kg	3500kg	2.00 x 1.66M (or 2 Singles)

Chassis Cab	Engine Power (BHP)	Overall Length	Mass in running order (MRO) (Std. Models)	Max. Auth. Weight	Max. Bed F=Front / R=Rear
Fiat Ducato 35 Light	130/Opt 157	6.70M (21'11")	3200kg	3500kg	2.00 x 1.22M & 1.22 x 2.06M
Fiat Ducato 35 Light	130/Opt 157	6.98M (22'10")	3205kg	3500kg	2.00 x 1.80M (or 2 Singles)
Fiat Ducato 40 Heavy	130/Opt 157	7.38M (24'3")	3405kg	4005kg	1.86 x 1.03M & 2.00 x 1.50M (2 x Double)
Fiat Ducato 40 Heavy	130/Opt 157	7.38M (24'3")	3410kg	4005kg	1.86 x 2.00M & 2 @ 1.83 x 0.70M

Buy Auto-Trail Parts on-line

This is an exciting new way to access our range of Auto-Trail spare parts & many new branded leisure products, which are now available to buy online at:

www.autotrail-online.co.uk

from the comfort of your own home!

You can conveniently purchase a selection of products at a time that suits you and be assured your order will be promptly selected and delivered on time. Alternatively you can call us on:



Parts Department Tel +44(0) 1472 571003



Auto-Trail Aftercare Centre

A dedicated 'Auto-Trail Aftercare Centre' & NCC Approved Workshop, is fully equipped to deal with the maintenance needs of your vehicle.

- Annual habitation service.
- Major accident damage & repair work.
- Fibreglass damage repairs & full panel replacements.

**Ring (01472) 571000
between 08.30 – 17.00**

(Mon – Thur) 8.30-17.00 & 08.00 – 13.00 (Fri)



Frontier Range -Layouts


All models offer a choice of Hi-Line with overcab sleeping or Lo-Line with overcab storage — No cost optional extra.

		HI-LINE (Height = 3.05m)	LO-LINE (Height = 2.95m)	OPTIONAL LAYOUT 1	
	NAVAJO				
	CHEROKEE			OPTION A	
	MOHAWK			OPTION A	
	SAVANNAH			OPTION A	
	DELAWARE			OPTION A	
	SCOUT			OPTION C	
	ARAPAHO			OPTION C	
	COMANCHE			OPTION B	
	CHIEFTAIN			OPTION B	

Designer Fabrics




Tracker: Albany



Apache: Tiverton



Frontier: Finsbury





Leather: Lincoln


Seatbelt Variations

In order that you, your family or friends can enjoy the whole modern motorhome experience, most of our models are

available with a choice of lounge layouts, with more seatbelts for your comfort and safety.

	Chassis Cab	Engine Power (BHP)	Overall Length	Mass in running order (MRO) (Std. Models)	Max. Auth. Weight	Max. Bed F=Front / R=Rear
	Fiat 35 Light	130/ Opt 157	6.81M (22'4")	3245kg	3500kg	2.10 x 1.86M or 2 x Singles
	Fiat 40 Heavy	130/ Opt 157	7.50M (24'7")	3540kg	4005kg	F 2.10 x 1.22 R 1.28 x 1.88M
	Fiat 40 Heavy	130/ Opt 157	7.50M (24'7")	3500kg	4005kg	F 2.10 x 1.24 R 2.13 x 1.38M
	Fiat 40 Heavy	130/ Opt 157	7.60M (24'11")	3540kg	4005kg	F 2.10 x 1.22 R 1 @ 1.87 x 0.70 1 @ 1.83 x 0.70
	Fiat 40 Heavy/Alko	130/ Opt 157	7.76M (25'5")	3640kg	4250kg	F 2.10 x 1.22M R 1.88 x 1.32M
	Fiat 40 Heavy/Alko	130/Opt 157	7.76M (25'5")	3620kg	4250kg	F 1.86 x 1.03m R 2.10 x 1.75M
	Fiat 40 Heavy/Alko	157	8.73M (28'7")	4050kg	5000kg	F 1.86 x 1.03M R 2.10 x 2.00M
OPTION C 	Fiat 40 Heavy/Alko	157	8.73M (28'7")	4075kg	5000kg	F 2.10 x 1.86M R 1.88 x 1.32M
OPTION C 	Fiat 40 Heavy/Alko	157	8.73M (28'7")	4000kg	5000kg	F 1.86 x 1.22M R 2.13 x 1.38M

Quality Flooring



Vinyl cushioned flooring (as standard)



Bound edged loose laid carpets (as standard)



Fiat Camper Assistance

A new call centre reserved for motorhome drivers is now available. All you have to do is call 00800-3428 1111 and a knowledgeable operator speaking your language will give you comprehensive information on the product and the services offered, and will transfer your call to a specialist technician or to Fiat Camper Assistance, the on-road assistance team for the service of motorhome customers.

You can call from any European country, 24 hours a day, 7 days a week, to get immediate help. The best specialists will assist you in the event of an accident, a breakdown, lack of fuel, loss of keys, partial theft, etc. During vehicle repairs, you can benefit from a replacement vehicle of suitable size and hotel accommodation.

To enable you to resume your journey as soon as possible, the Fiat Camper Assistance call centre remains in direct contact with you and the workshop that is taking care of your vehicle. It can help them order the parts needed so as to ensure that your vehicle is repaired as quickly as possible and you can resume your trip promptly.

The leader in camper sales in every European country, Fiat stands out, for the services it offers you as you travel and the maintenance services it provides for your vehicle. The credit goes to a European network of over 7,400 Fiat Ducato service centres, where you can find fully equipped workshops, specialist personnel, and all the parts you may need for your motorhome.



Warranty Included

Auto-Trail have endeavoured to convey to all our customers all the benefits which are available within the industry. With this in mind we have extended the normal manufacturer's warranty to include cover for major items for an extra period, giving peace of mind for a total of 36 months. Full details are outlined in a policy document. Please contact your official Auto-Trail stockist for further information.

For further information on models, specifications, technical information and much much more... please visit our website

www.auto-trail.co.uk



Auto-Trail VR Limited,

Trigano House, Genesis Way, Europarc, Grimsby, North East Lincolnshire, DN37 9TU.

Tel: +44(0) 1472 571000 Fax: +44(0) 1472 571001

e-mail: sales@auto-trail.co.uk

Stockists Stamp:

All photographs show vehicles fitted with the optional SE, Platinum or Media packs, photographs may show other optional extras and may contain photography props not included with the purchase of a vehicle. The content of this publication is as accurate as possible from the information available at the time of going to press (October 2009). Auto-Trail motorhomes reserve the right to alter specifications, prices and model ranges as materials and conditions demand, which could affect the unladen weight and therefore can accept no responsibility for discrepancies between this information and subsequent models.

All Motorhomes in this brochure conform to European Standards for Motorhomes: EN1646