

E400



E400 Series

E410 / E460 / E425 / E435 / E495





E400



The Bessacarr E400 Series offers two fuel-efficient low-line models and three high-line models with large, comfortable overcab bed. All models have full over-cab GRP moulding, stylish moulded rear light panel and a gloss white front bumper complementing the class-leading performance of the Fiat X2/50 Ducato which is available with powerful 100 or 130 MultiJet diesel engines.



Positive locker catches
For secure storage even whilst on the move



Microwave oven
Built in 700W microwave oven



E400

The soft furnishing scheme and refined graphics fit the classic Bessacarr style, whilst detailed touches like en-route central heating, push button catches on locker doors, additional electric socket provision and remote central locking to the high-spec accommodation door refine the living experience. Comfortable living areas have seating supported by beech slat bases with sprung hinges for extra comfort and easy access to storage beneath.




The E400 high-line models enjoy a spacious overcab luton area housing a large, gas-strut assisted, pull-down double bed which can be left made-up whilst stowed away for day use and conveniently pulled-down at night. (Available on E425, E435 & E495).

Washrooms are well appointed with a fully sealed and easy to clean shower area and the latest Thetford C250 toilet with electric flush and wheeled holding tank. The washbasin and mirrored wall cleverly pivot to create a dry area for the toilet, washbasin, mirror and towels and a separate area for showering.



The E400's low-line models feature a low profile GRP roof. This design provides good aerodynamics and open viewing from the cab. (Available on E410 & E460.)



E400

Well equipped kitchens have a dual fuel hob, separate oven and grill, digital fridge with automatic energy selection and a microwave oven as standard and there are ample 230V sockets for modern power demands. To personalise your E400 model there are options including a roll-out awning, cab air conditioning and a reversing camera combined with Sat Nav.

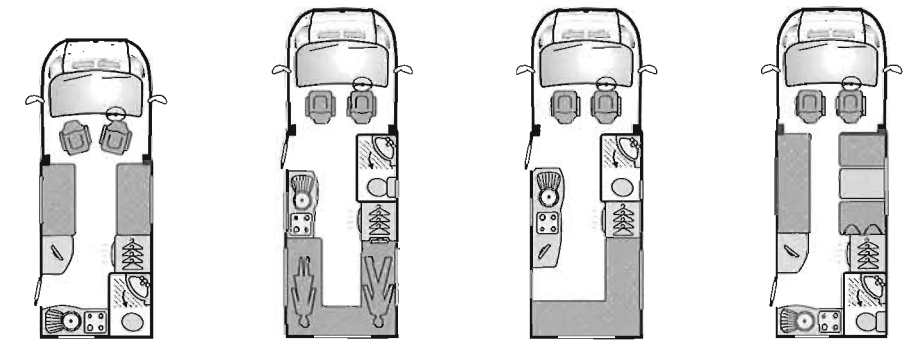


Dual fuel heater
On-site and en-route operation



SES digital fridge
Digital controls and automatic energy selection

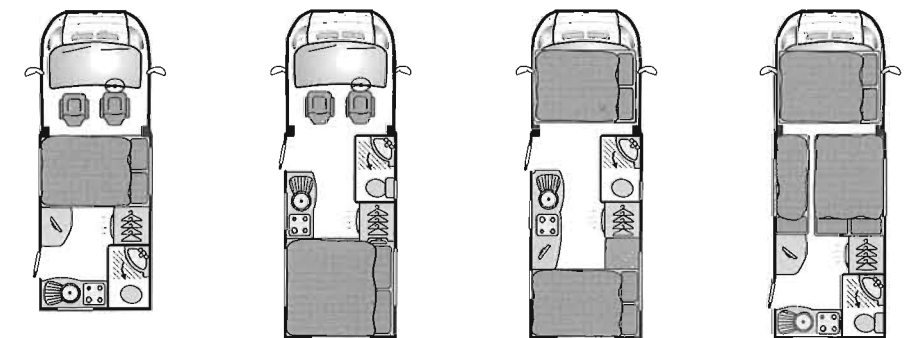
Specification



Model	E410		E460		E425		E435	
	Standard	Optional	Standard	Optional	Standard	Optional	Standard	Optional
Fiat MultiJet Diesel Engine	100	130	100	130	100	130	100	130
Engine Capacity	2198cc	2287cc	2198cc	2287cc	2198cc	2287cc	2198cc	2287cc
Engine Power	100bhp	130bhp	100bhp	130bhp	100bhp	130bhp	100bhp	130bhp
Engine Torque	250Nm	320Nm	250Nm	320Nm	250Nm	320Nm	250Nm	320Nm
Chassis	Fiat chassis-cab		Fiat chassis-cab		Fiat chassis-cab		Fiat chassis-cab	
Wheel Base	3.00m/9'10"		3.45m/11'4"		3.45m/11'4"		3.45m/11'4"	
Designated Passenger Seats	1		1		1		3	
Berths (sleeping positions)	2		2		4		5	
Overall Length (no ladder)*	5.75m/18'10"		6.32m/20'9"		6.32m/20'9"		6.32m/20'9"	
Overall Width (mirrors folded)	2.24m/7'4"		2.24m/7'4"		2.24m/7'4"		2.24m/7'4"	
Overall Height	2.96m/9'9"		2.96m/9'9"		3.05m/10'0"		3.05m/10'0"	
Maximum Technical Permissible Laden Mass (A)	3300kg		3500kg		3500kg		3500kg	
Mass in Running Order (B)†	2775kg	2880kg	2895kg	2970kg	2985kg	3025kg	3040kg	
Maximum User Payload (A-B)	525kg	620kg	605kg	530kg	515kg	475kg	460kg	
Essential Habitation Equipment	10kg		10kg		10kg		10kg	
Maximum Recommended Trailer Weight (up to)**	1175kg	1105kg	1380kg	1105kg	1380kg	1105kg	1380kg	

Bed Sizes

Front Double	2.09m x 1.33m/6'10" x 4'4"					1.88m x 1.23m/6'2" x 4'0"
Front Nearside Single						1.88m x 0.66m/6'2" x 2'2"
Front Offside Single						1.88m x 0.90m/6'2" x 2'11"
Rear Double		2.09m x 1.86m/6'10" x 6'1"	2.09m x 1.39m/6'10" x 4'7"			
Rear Nearside Single		1.87m x 0.68m/6'2" x 2'3"				
Rear Offside Single		1.86m x 0.68m/6'1" x 2'3"				
Overcab Bed			1.91m x 1.37m/6'3" x 4'6"			1.91m x 1.37m/6'3" x 4'6"



* For optional roof ladder (add 200mm)
 ** Gross train weight must not be exceeded. Please consult your dealer for more detailed towing information
 † The Mass in Running Order is the mass of the unladen vehicle including a 75kg allowance for the driver plus engine coolants and 90% of the fuel tank, water tank and gas capacity.



E400

Well equipped kitchens have a dual fuel hob, separate oven and grill, digital fridge with automatic energy selection and a microwave oven as standard and there are ample 230V sockets for modern power demands. To personalise your E400 model there are options including a roll-out awning, cab air conditioning and a reversing camera combined with Sat Nav.

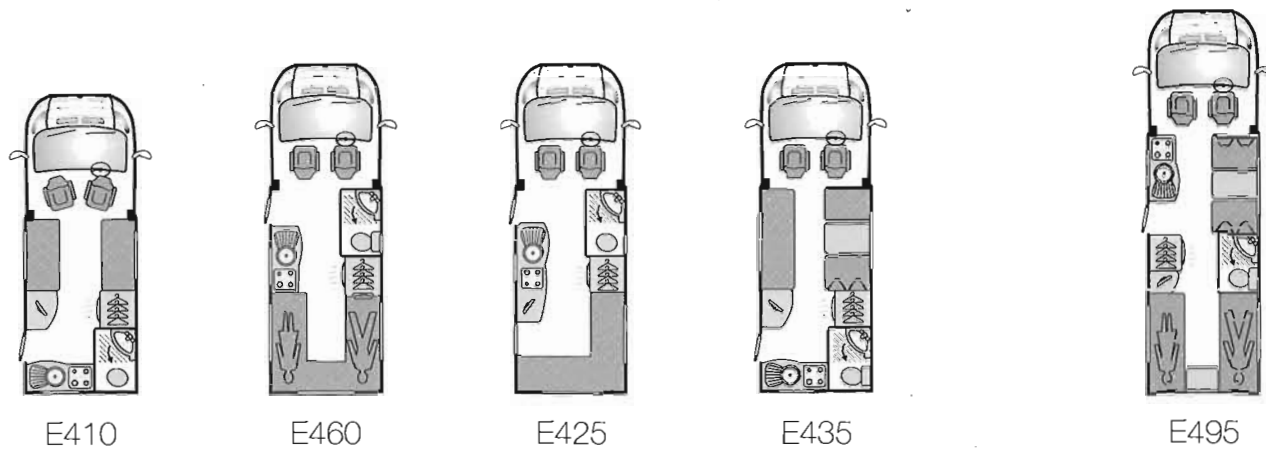


Dual fuel heater
On-site and en-route operation



SES digital fridge
Digital controls and automatic energy selection

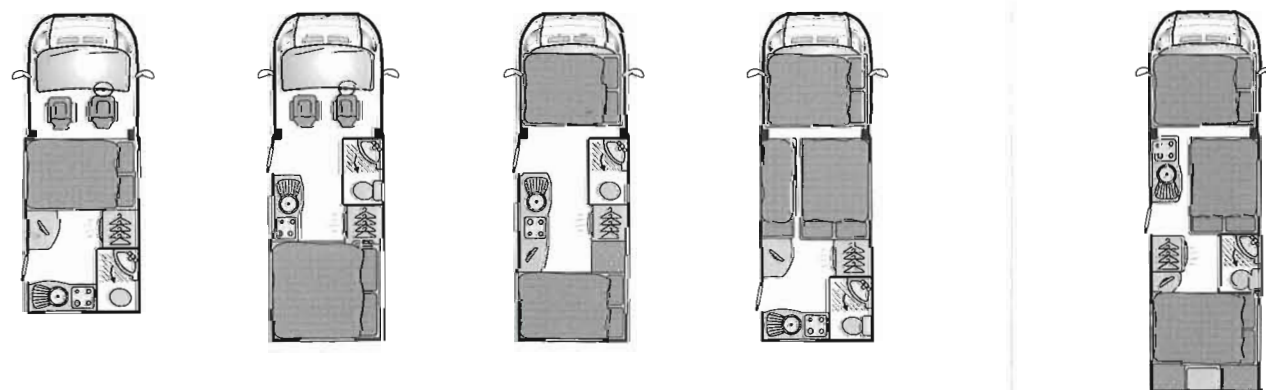
Specification



Model	E410	E460	E425	E435	E495				
	Standard	Standard	Optional	Standard	Optional	Standard	Optional	Standard	Optional
Fiat Multijet Diesel Engine	100	100	130	100	130	100	130	100	130
Engine Capacity	2198cc	2198cc	2287cc	2198cc	2287cc	2198cc	2287cc	2198cc	2287cc
Engine Power	100bhp	100bhp	130bhp	100bhp	130bhp	100bhp	130bhp	100bhp	130bhp
Engine Torque	250Nm	250Nm	320Nm	250Nm	320Nm	250Nm	320Nm	250Nm	320Nm
Chassis	Fiat chassis-cab	Fiat chassis-cab	Fiat chassis-cab	Fiat chassis-cab	Fiat chassis-cab	Fiat chassis-cab	Fiat chassis-cab	Fiat chassis-cab	Fiat chassis-cab
Wheel Base	3.00m/9'10"	3.45m/11'4"	3.45m/11'4"	3.45m/11'4"	3.45m/11'4"	3.45m/11'4"	3.45m/11'4"	3.45m/11'4"	3.45m/11'4"
Designated Passenger Seats	1	1	1	1	3	1	3	1	3
Berths (sleeping positions)	2	2	2	4	5	2	5	2	6
Overall Length (no ladder)*	5.75m/18'10"	6.32m/20'9"	6.32m/20'9"	6.32m/20'9"	6.32m/20'9"	6.32m/20'9"	6.32m/20'9"	6.32m/20'9"	6.32m/20'9"
Overall Width (mirrors folded)	2.24m/7'4"	2.24m/7'4"	2.24m/7'4"	2.24m/7'4"	2.24m/7'4"	2.24m/7'4"	2.24m/7'4"	2.24m/7'4"	2.24m/7'4"
Overall Height	2.96m/9'9"	2.96m/9'9"	2.96m/9'9"	3.05m/10'0"	3.05m/10'0"	3.05m/10'0"	3.05m/10'0"	3.05m/10'0"	3.05m/10'0"
Maximum Technical Permissible Laden Mass (A)	3300kg	3500kg	3500kg	3500kg	3500kg	3500kg	3500kg	3500kg	3500kg
Mass in Running Order (B)†	2775kg	2880kg	2895kg	2970kg	2985kg	3025kg	3040kg	3025kg	3040kg
Maximum User Payload (A-B)	525kg	620kg	605kg	530kg	515kg	475kg	460kg	475kg	460kg
Essential Habitation Equipment	10kg	10kg	10kg	10kg	10kg	10kg	10kg	10kg	10kg
Maximum Recommended Trailer Weight (up to)**	1175kg	1105kg	1380kg	1105kg	1380kg	1105kg	1380kg	1105kg	1380kg

Bed Sizes

Front Double	2.09m x 1.33m/6'10" x 4'4"				1.88m x 1.23m/6'2" x 4'0"				1.88m x 1.23m/6'2" x 4'0"
Front Nearside Single					1.88m x 0.66m/6'2" x 2'2"				1.88m x 0.66m/6'2" x 2'2"
Front Offside Single					1.88m x 0.90m/6'2" x 2'11"				1.88m x 0.90m/6'2" x 2'11"
Rear Double		2.09m x 1.86m/6'10" x 6'1"		2.09m x 1.39m/6'10" x 4'7"				2.09m x 1.34m/6'10" x 4'5"	
Rear Nearside Single		1.87m x 0.68m/6'2" x 2'3"						1.87m x 0.68m/6'2" x 2'3"	
Rear Offside Single		1.86m x 0.68m/6'1" x 2'3"						1.86m x 0.68m/6'1" x 2'3"	
Overcab Bed				1.91m x 1.37m/6'3" x 4'6"				1.91m x 1.37m/6'3" x 4'6"	



Features

Key features

- Fiat 100 Multijet diesel engine in E410, E425, E435 and E460
- Fiat 130 Multijet diesel engine in E495 (optional in E425, E435 and E460)
- Radio/CD/MP3 player with iPod connection, two door and two ceiling speakers
- Exterior door with window and two point burst proof locking with high-security lock
- Remote central locking of exterior door
- Push-button locks on overhead locker doors
- En-route and on-site heating from dual fuel 3kW gas and 2kW electric space heater
- Lined shower area
- Thetford C250 cassette toilet with electric flush and 18 litre wheeled holding tank
- Digital control, Smart Energy Selection fridge. 104 litre in E410 and E435; 112 litre in E460, E425, E495
- Four 230V sockets (3 in E410 and E435)
- Electrically operated folding entrance step with buzzer warning and automatic retraction
- Spacious, comfortable lift-up Luton bed (High-Line models)
- Easy action concertina door flyscreen
- Concertina windscreen blind and side window blinds
- Choice of two soft furnishing schemes, 'Tango Beige' and 'Anastasia'
- Sprung interior mattresses, seat and backrest cushions
- Full oven, separate grill and dual fuel hob with 800W electric hotplate and 3 gas burners with electronic ignition and flame failure protection
- 700W microwave oven built into kitchen locker
- Dual fuel gas and 800W mains electric storage water heater
- Heavy duty rear extensions ready for optional homologated towbar
- Optional roll-out awning
- Optional colour and night vision reversing camera with screen mounted on rear view mirror and separate portable navigation unit
- Optional cab air conditioning system
- Spare wheel and tyre on underslung carrier

Chassis-cab

Fiat Ducato X2/50 chassis with:

- ABS brakes
- EBD (electronic brake force distribution)
- Rear anti-roll bar
- Variable power steering
- Driver's airbag
- Electric operated and tinted cab windows
- Electrically adjusted and heated wing mirrors fitted with direction indicators
- Headlamp height adjustment
- Remote central locking of cab doors
- Immobiliser with rolling code
- Driver and passenger seats in E425, E435, E460 and E495 with:
 - Position and rake adjustment (driver's seat also has height adjustment)
 - Armrest
 - Full upholstered covers
 - Base surrounds
- Driver and passenger seats in E410 with:
 - Position, height and rake adjustment
 - Swivels
 - Two armrests
 - Full upholstered covers
 - Base surrounds
- Adjustable steering wheel position
- Cab carpet (removable)
- Lockable (laptop PC size) central storage box
- Door pockets with bottle holders
- Two DIN sockets

Body and Exterior equipment

- Full overcab GRP moulding
- One-piece, thick gauge aluminium sidewalls
- Strong extruded aluminium skirts
- Moulded lower rear panel incorporating rear light clusters and number plate
- Moulded rear spoiler incorporating high level brake light, marker lights and optional reversing camera
- Exterior access locker door
- Double glazed opening windows with night-latch ventilation
- Flush fitting exterior light
- Compartment for two 7kg gas bottles with fitted butane/propane regulator
- Fixing points for rear-mounted cycle rack

- 32mm 'sandwich' walls with HD polystyrene insulation core
- 32mm 'sandwich' roof with HD polystyrene insulation core
- 46mm 'sandwich' floor with styrofoam insulation core

Living Area

- Solid ash framed locker doors
- Swift Group patented 'spaceframe' locker construction
- Large lift-up luton bed, gas strut assisted, with beech slat base and 4" thick mattress (High Line models)
- Removable aluminium ladder to the over-cab bed (High-Line models)
- Designated TV location
- Hinged lounge seat and bed tops for easy access
- Bed mattresses and lounge area seat cushions supported by beech slats for extra comfort
- Dining table in all models (E495 has two)
- Removable carpets over woodblock effect vinyl flooring
- Heki rooflight with flyscreen and adjustable blind
- Mini Heki clear rooflight with flyscreen and blind in E425, E460 and E495
- Lap and diagonal seat belts on all designated passenger seats
- Cassette flyscreens and blinds on all windows
- Removable entrance mat

Kitchen

- Removable drainer with dedicated storage
- Food grade nylon chopping board with dedicated storage
- Chrome finish brass pillar tap with long spout
- Dual fuel hob with 800W electric hotplate and three gas burners with electronic ignition and flame failure protection
- Glass hob lid with safety cut-out feature

Washroom

- 35mm thick door
- Washbasin and mirror-wall pivot to create dry area for toilet, washbasin, mirror, towels etc. and area for showering
- Overhead towel storage locker
- Chrome finish brass mixer taps and shower taps
- Multi-directional rooflight with flyscreen in E410, E435 and E495

Heating and Plumbing

- Blown air system ducted to living, sleeping and washroom areas
- Grade 2 classification for heating and thermal insulation (for low ambient temperatures)
- 90 litre external insulated fresh water tank with level sensor
- Pressurised fresh water system with self-priming pump
- 68 litre waste water tank with level sensor

Electrical

- Fully protected mains electric system
- 20 amp switch mode charger/transformer
- 12V control panel over doorway with touch controls for:
 - Vehicle/Leisure battery selection
 - Water pump and lighting circuits
 - Tank levels
 - Vehicle and leisure battery state
- 110 amp-hour leisure battery in under floor compartment
- Solar panel connection provision
- TV station with 230V and 12V sockets, aerial socket for connection to customer's own aerial.
- 25 metre mains hook-up cable

Factory fitted options

- Roll out awning
- Colour and night vision reversing camera with screen mounted on rear view mirror and separate portable navigation unit
- Roof rack and ladder
- Cab air conditioning and cruise control
- Detachable towbar (conforming to 94/20/EC) including electrics
- Engine upgrade 100 Multijet to 130 Multijet in E425, E435, E460

* For optional roof ladder (add 200mm)

** Gross train weight must not be exceeded. Please consult your dealer for more detailed towing information

† The Mass in Running Order is the mass of the unladen vehicle including a 75kg allowance for the driver plus engine coolants and 90% of the fuel tank, water tank and gas capacity.



Bessacarr Motorhomes

Warranty cover for your peace of mind

All Bessacarr motorhomes come with a comprehensive warranty covering both the Fiat base vehicle and the coachbuilt conversion element of the product.

Swift Group Limited provides a three year warranty on the coachbuilt element of the motorhome. The warranty covers all the key elements of the motorhome in year one and continues with specified exceptions in years two and three. The warranty is subject to certain terms and conditions and full details can be found under the warranty section on www.swiftgroup.co.uk

Fiat provide a three year manufacturers warranty on the base vehicle and a three year pan European Camper Assistance roadside assistance and breakdown cover operated in conjunction with the RAC.

Full details of this cover can be obtained from your local dealer and is subject to certain terms and conditions.



All Swift Group models have been certified by the National Caravan Council for compliance with stringent European Standards, British Legislation and industry set Codes of Practice specifically relating to health and safety issues. The approval process covers the testing and inspection of critical areas of the product from fire safety, weights and dimensions, to gas, electrics and ventilation. Every Bessacarr motorhome carries the "NCC Approved Motor Caravan" badge. The NCC also conduct unannounced inspections at the Swift factory to ensure continued compliance. NCC Approval gives you peace of mind that your motor caravan is legal and safe.

All Bessacarr motorhomes are European Whole Vehicle Type Approved. We believe that the Swift Group is currently the only UK manufacturer to have this approval. This is your assurance that these motorhomes meet all European regulations, and have been constructed and conform to approved standards of safety and manufacturing.



Central locking
New high specification entrance door with remote central locking



Optional reversing camera and navigation unit
Reversing camera with screen mounted on rear view mirror and separate portable navigation unit



Optional roll-out awning



Optional cab air-conditioning



BESSACARR MOTORHOMES,
Dunswell Road, Cottingham, East Yorkshire HU16 4JX.
Tel: 01482 847332 Fax: 01482 841042

email: enquiry@swiftgroup.co.uk

website: www.bessacarrmotorhomes.co.uk

A MEMBER OF THE SWIFT GROUP

This brochure does not constitute an offer by Swift Group Limited (Swift). Swift reserves the right to alter specifications and prices at any time as materials and conditions demand. Distributors and dealers sell Bessacarr products on their own account and not as agents of Swift. Accordingly they have no authority to bind Swift or to make any representation or undertaking whatsoever on behalf of Swift. All props are for photographic purposes only and are not included in the specification. Issued January 2009.

HIGHBRIDGE
caravans | motorhomes | camping

Sales: 01278 782725 Aftersales: 01278 764800

info@highbridgecaravans.co.uk

www.highbridgecaravans.co.uk

Highbridge Caravan Centre Limited
A38 Bristol Road, Highbridge, Somerset TA9 4EX

your 1st choice for more choice