

45 years of living in motion

technical data

adria caravans 2011





The Value of Your

Complete Value for Money Products

Lasting quality and continual satisfaction are key ingredients in success. Adria Mobil, celebrating 45 years, shows heritage of know-how and fine craftsmanship skills providing confidence and strong foundations in its recognised and reputable products.

Adria offers a variety of design and styles to satisfy the needs and demands of all the different markets. Each one carefully designed by our professional engineers allowing Adria to fulfil the different requirements of our customers throughout Europe and the World.



Durable Polyester
Body



ALKO chassis



Durable Polyester
Body











Investment

The choice is all yours

Adria's wide distribution network with national sales teams provide the best support services for their customers in every European country. Highly trained and educated personnel will help you choose the best for you.

A wide range of choice, layouts and options ensure that Adria caters for all needs and requirements. Whether it's a caravan, motorhome or van that you require, Adria has the vehicle for you at best "value for money" you can get on the market.

Living in motion

 Number of Berths 6	 Multifunctional Cooker	 Pre-wired for Multimedia	adora ▶ page 4
			 4 models
			 4-6 persons
 ALKO chassis	 Number of berths 6	 Multifunctional Cooker	altea ▶ page 6
			 4 models
			 4- 6 persons



number of berths
standard

—
o

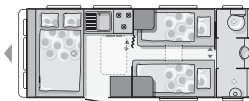
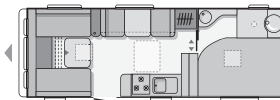
not provided
option

adora

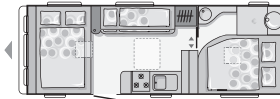
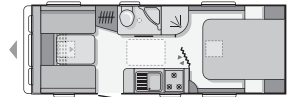
Adorable in every way

4^c

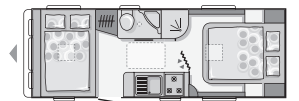
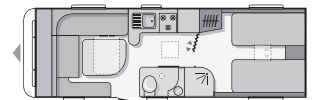
542 DL

6^c

612 DT

4^c

612 DP

4^c

642 UP



542 DL

612 DP

612 DT

642 UP

DIMENSIONS

Total length (including towing hitch) (mm)	7368	7988	7988	8348
Body length (mm)	6038	6654	6654	6980
Total height (mm)	2580	2580	2580	2580
Total width (mm)	2290	2290	2290	2290
Internal length (cm)	536	610	610	635
Internal width (cm)	217	217	217	217
Internal height (cm)	195	195	195	195
Bed size front (cm)	217 x 120	217 x 136	217 x 136	192 x 173
Bed size middle (cm)	192 x 85, 205 x 85	—	2 x (184 - 60)	—
Bed size rear (cm)	—	200 x 217	205 x 145	184 x 160 or 186 x 80, 186 x 80
Number of berths	4	4	6	4

WEIGHTS & CHASSIS

Ex-works weight (kg)	1200	1270	1380	1400
Mass in running order (MRO) (kg)	1265	1335	1453	1465
MTPLM (kg)	1500	1500	1620	1700
Single axle	•	•	•	•
Delta axle	•	•	•	•
Steel wheels	•	•	•	•
AKS	150 V AK 160	200 V AK 300	200 V AK 300	200 V AK 300
Spare wheel with holder	•	•	•	•
Tyre dimensions	185 R14 C 102	195/70 R15 C 104	195/70 R15 C 104	195/70 R15 C 104
Corner steadies	•	•	•	•
A frame cover	•	•	•	•
Wheel box insulation	•	•	•	•
Larger wheel trims	•	•	•	•

EXTERIOR EQUIPMENT / MATERIALS

Polyester side walls	•	•	•	•
Polyester roof	•	•	•	•
Thickness of the walls (mm) (floor/wall/roof)	39/24.1/23.9	39/24.1/23.9	39/24.1/23.9	39/24.1/23.9
Front wall - ABS	•	•	•	•



	542 DL	612 DP	612 DT	642 UP
EXTERIOR EQUIPMENT / MATERIALS				
Rear wall - ABS	•	•	•	•
Gas bottle compartment (integrated)	•	•	•	•
Pvc locker door	•	•	•	•
Stable Entrance door 2-part with window	•	•	•	•
Heki II rooflight	•	•	•	•
400 X 400 - "Heki S" rooflight	•	•	•	•
Opening windows (all)	•	•	•	•
Darker windows	•	•	•	•
Triple front window	•	•	•	•
Wheel arch cover insert	•	•	•	•
ABS side skirts	•	•	•	•
INTERIOR DECORATION / FURNISHINGS				
Furniture decor	OHIO KIRSCHKE	OHIO KIRSCHKE	OHIO KIRSCHKE	OHIO KIRSCHKE
Floor decor	TICO 2179	TICO 2179	TICO 2179	TICO 2179
Tabletop & worktop decor	LUCIDA 1256	LUCIDA 1256	LUCIDA 1256	LUCIDA 1256
Upholstery "Oyster"	0	0	0	0
Upholstery "Opulance"	•	•	•	•
Foam mattress	•	•	•	•
Carpets	0	0	0	0
Integrated flyscreen and blinds on all windows	•	•	•	•
KITCHEN EQUIPMENT				
3-burner with wok ring, full oven and grill	•	•	•	•
External bbq point	•	•	•	•
Stainless steel sink & drainer	•	•	•	•
Refrigerator 12V/230V gas	97 L	97 L	97 L	150 L
ELECTRICAL INSTALATIONS				
Control panel	•	•	•	•
Additional 3rd socket 230 V	•	•	•	•
External battery box & mains inlet point	•	•	•	•
Ambient lighting	0	0	0	0
Ceiling light	•	•	•	•
Awning light	•	•	•	•
Additional spot lights in lounge	•	•	•	•
Internal tv point with cable	•	•	•	•
CD/radio pre-installation	•	•	•	•
HEATING & COOLING INSTALATIONS				
Truma 3002 gas heater	•	•	•	•
Truma blown air system	•	•	•	•
Truma Ultraheat electric heating	•	•	•	•
GAS INSTALATIONS				
External gas inlet	•	•	•	•
Fixed bulkhead gas regulator	•	•	•	•
Gas bottle housing mounts & straps	•	•	•	•
Gas locker compartment with 2 X 11kg capacity	•	•	•	•
WATER INSTALATIONS				
Truma BN-10 boiler	•	•	•	•
Kitchen mixer tap	•	•	•	•
External water inlet	•	•	•	•
Truma submersible pump	•	•	•	•
Central waste water outlets	•	•	•	•
BATHROOM EQUIPMENT				
Shower tray	•	•	•	•
Shower cubicle	•	•	•	•
Thetford toilet	C 200 CW	C 200 CW	C 402 EL.	C 200 CW
Shower curtain	•	•	•	•
Wash basin	•	•	•	•
Separate shower faucet	—	•	•	•
Combination sink & shower faucet	•	—	—	—
ADDITIONAL EQUIPMENT				
Speakers	•	•	•	•
Waste bin on entrance door	•	•	•	•
Flexible beds	—	—	—	•
13 pin connector roadlight plug	•	•	•	•
Non solid bedroom door	—	•	—	—
Solid sliding bedroom door	—	—	•	—



number of berths
standard

—
o

not provided
option

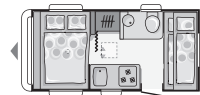
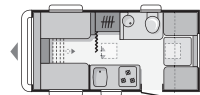
altea

Creative design and quality
at your fingertips

4^c



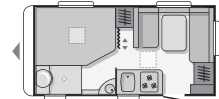
390 DS



4^c



432 PX



6^c



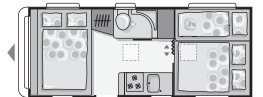
542 DT



6^c



542 DK



390 DS

432 PX

542 DT

542 DK

DIMENSIONS

Total length (including towing hitch) (mm)	5813	6283	7233	7233
Body length (mm)	4439	4876	6018	6018
Total height (mm)	2580	2580	2580	2580
Total width (mm)	2070	2296	2296	2296
Internal length (cm)	395	428	536	536
Internal width (cm)	194,4	217	217	217
Internal height (cm)	195	195	195	195
Bed size front (cm)	194 x 124,8-120,9	192 X 145,4	217 x 136	217 X 136
Bed size middle (cm)	—	—	192 x 80	—
Bed size rear (cm)	194,4 x 83,4-82, 194,4 x 83,4-82	192 X 135,4	—	192 X 135,4
Bunk bed size (cm)	—	—	3x (189,9 x 72)	2 X (190 X 75)
Number of berths	4	4	6	6

WEIGHTS & CHASSIS

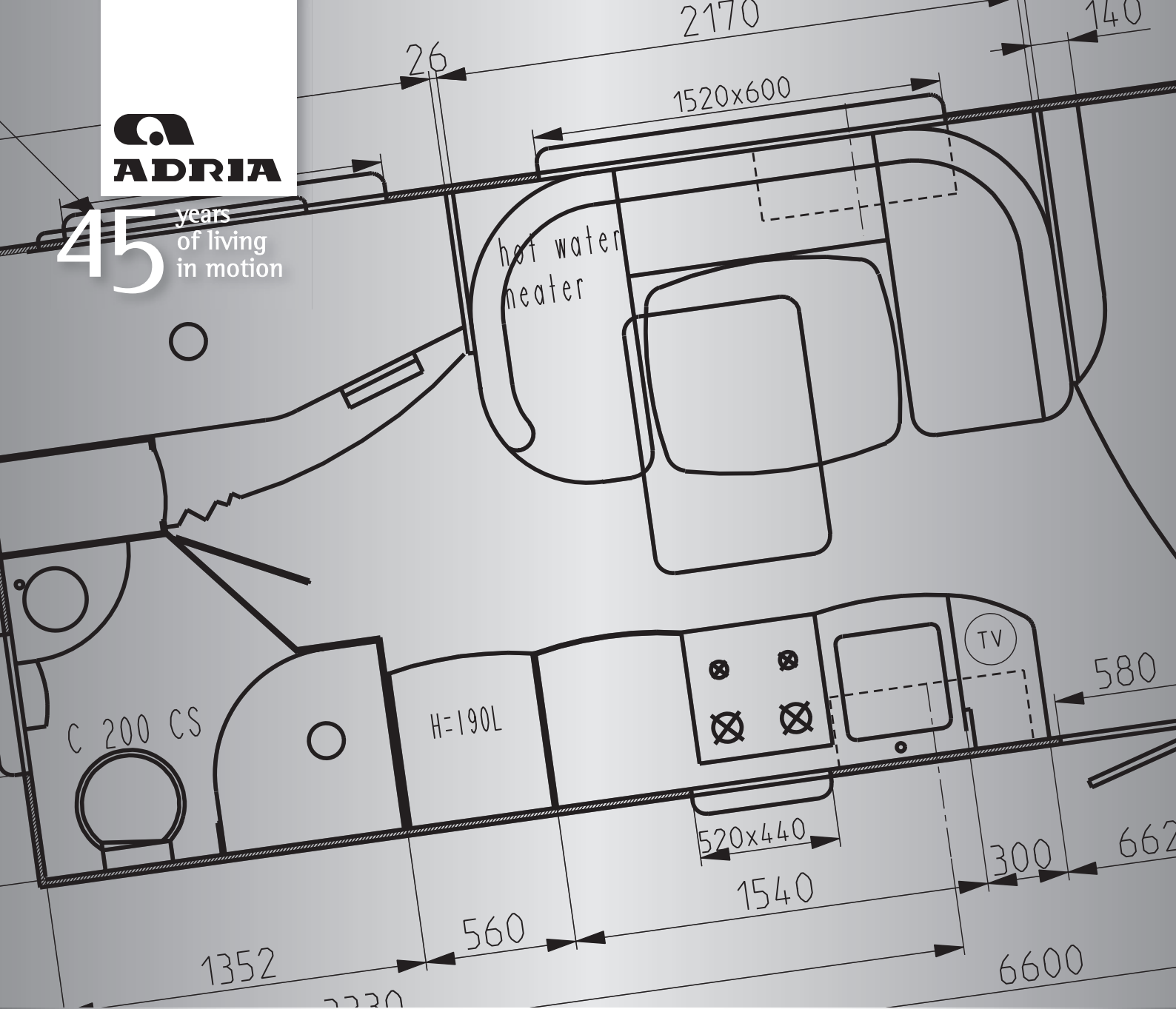
Ex-works weight (kg)	865		1085	1070
Mass in running order (MRO) (kg)	938		1150	1135
MTPLM (kg)	1100		1300	1300
Single axle	•	•	•	•
Standard axle	•	•	•	•
Steel wheels	•	•	•	•
AKS	150 V AK 160	150 V AK 160	150 V AK 160	150 V AK 160
Tyre dimensions	185 R14 C 102	185 R14 C 102	185 R14 C 102	185 R14 C 102
Corner steadies	•	•	•	•
A frame cover	•	•	•	•
Wheel box insulation	•	•	•	•
Larger wheel trims	•	•	•	•



	390 DS	432 PX	542 DT	542 DK
EXTERIOR EQUIPMENT / MATERIALS				
Polyester side walls	•	•	•	•
Polyester roof	•	•	•	•
Thickness of the walls (mm) (floor/wall/roof)	39/24.1/28.9	39/24.1/28.9	39/24.1/28.9	39/24.1/28.9
Front wall - ABS	•	•	•	•
Rear wall - ABS	•	•	•	•
Gas bottle compartment (integrated)	•	•	•	•
Stable Entrance door 2-part without window	•	•	•	•
400 X 400 - "Heki S" rooflight	•	•	•	•
Opening windows (all)	•	•	•	•
Wheel arch cover insert	0	0	0	0
ABS side skirts	•	•	•	•
INTERIOR DECORATION / FURNISHINGS				
Furniture decor	PERO ICARO	PERO ICARO	PERO ICARO	PERO ICARO
Floor decor	MAXIM 091298	MAXIM 091298	MAXIM 091298	MAXIM 091298
Tabletop & worktop decor	BIANCO 411	BIANCO 411	BIANCO 411	BIANCO 411
Upholstery "Oyster"	•	•	•	•
Foam mattress	•	•	•	•
Carpets	0	0	0	0
Integrated flyscreen and blinds on all windows	•	•	•	•
KITCHEN EQUIPMENT				
3-burner hob with Combi oven/grill	•	•	•	•
Stainless steel sink	•	•	•	•
Refrigerator 12V/230V gas	90 L	90 L	90 L	90 L
ELECTRICAL INSTALATIONS				
Control panel	•	•	•	•
External battery box & mains inlet point	•	•	•	•
Ceiling light	•	•	•	•
Awning light	•	•	•	•
Additional spot lights in lounge	•	•	•	•
Internal tv point with cable	•	•	•	•
HEATING & COOLING INSTALATIONS				
Truma 3002 gas heater	•	•	•	•
Truma blown air system	•	•	•	•
Truma Ultraheat electric heating - pre-installation	•	•	•	•
GAS INSTALATIONS				
External gas inlet	•	•	•	•
Fixed bulkhead gas regulator	•	•	•	•
Gas bottle housing mounts & straps	•	•	•	•
Gas locker compartment with 2 X 11kg capacity	•	•	•	•
WATER INSTALATIONS				
Truma BN-10 boiler	•	•	•	•
Kitchen mixer tap	•	•	•	•
External water inlet	•	•	•	•
Truma submersible pump	•	•	•	•
Central waste water outlets	•	•	•	•
BATHROOM EQUIPMENT				
Shower tray	•	•	•	•
Shower cubicle	—	—	•	—
Thetford toilet	C 402 EL.	C 200 CS	C 200 CS	C 200 CS
Shower curtain	•	•	•	•
Wash basin	•	•	•	•
Separate shower faucet	—	•	•	—
Combination sink & shower faucet	•	—	—	•
ADDITIONAL EQUIPMENT				
Waste bin on entrance door	•	•	•	•
13 pin connector roadlight plug	•	•	•	•
Non solid bedroom door	—	—	•	—
Solid sliding bedroom door	•	•	—	•



45 years
of living
in motion



ADRIA MOBIL, d.o.o.

• Straška cesta 50 • 8000 Novo mesto • Slovenija

Tel. ++386(0)7 393 71 00 • Fax: ++386(0)7 393 72 00

• Email: info@adria-mobil.si • Website: www.adria-mobil.com

GB

Adria Concessionaires Ltd

Hall Street, Long Melford, Suffolk, CO10 9JP

Tel: 01787 888980

Fax: 01787 888981

mail: info@adriaconcessionaires.co.uk

www.adriaconcessionaires.co.uk

The purpose of the catalogue is illustrative. Pictures inside the catalogue may include some elements not belonging to standard equipment or portray products belonging to different markets. Products may change from technical or commercial points of view in respect of regulations. Please contact your selected Dealer to obtain detailed information before purchasing.

Published by: Adria Mobil, d.o.o.; Production: Enigma Novo mesto d.o.o. - www.enigma.si; Art Direction & design: Mireille van Bremen, Design: Brigita Jakovec, Sebastjan Gliha, Andrej Novak; Photography: Branko Čeak, Jože Maček; Styling: Nataša Mandelj - Čeak; Lythography: Tomo Per; Printed by: Tiskarna Januš