

E500 Series

E500 Series



Motorhomes



BESSACARR MOTORHOMES
Dunswell Road, Cottingham, East Yorkshire HU16 4JS.
Tel: 01482 847332 Fax: 01482 841042
email: enquiry@swiftgroup.co.uk
website: www.bessacarrmotorhomes.co.uk

A MEMBER OF THE SWIFT GROUP



Swift Group Limited provides a three-year warranty on the coachbuilt element of the motorhome, see www.bessacarrmotorhomes.co.uk for more details. Fiat provides a three year warranty for the base vehicle and three-year pan European Camper Assistance, road side assistance and breakdown cover operated in conjunction with the RAC, ask your dealer for more details.

See www.bessacarrmotorhomes.co.uk for model pictures, the gallery is constantly updated as new models are available.

E500 Series

Solid
Sleek
Luxurious
Affordable

Offering a choice of four layouts the exceptionally stylish E500 Series, designed for couples, combines Bessacarr's high standards of comfort and facilities with the streamlined design of an ultra-low aerodynamic profile.

The distinctive body shell, with new graphics and awning fitted as standard, sits on a low-line chassis, which offers superior ride, comfort and road handling due to its wider track* and low centre of gravity. Long term re-assurance is provided by solid proven construction, durable materials and compliance with the strict weight, dimension and safety standards of European Whole Vehicle Type Approval.

Car like qualities are further enhanced with a passenger airbag, remote central locking to all doors and the option of cruise control, cab air-conditioning and a colour reversing camera as part of the Elegance pack.

* Except E510 compact

Key features include:

- 1 Low energy lighting system with soft white, high output LED lights
- 2 Remote central locking to both cab and entrance doors
- 3 Radio/CD/iPod connection
- 4 **NEW** Eye level consumer unit for the mains 230V supply
- 5 **NEW** 12V exterior power point for pump filling of the water tank
- 6 Roll out canopy awning
- 7 175 litre fridge/freezer (104 litre in E510)
- 8 **NEW** Larger, easier to read control panel
- 9 Dual fuel Truma combi-boiler with en-route operation
- 10 Driver and passenger airbags as standard
- 11 Pleated windscreen and cab side window blinds for shade and privacy



E500 Series

Solid
Sleek
Luxurious
Affordable

Sophisticated interiors provide a luxury specification with sumptuous soft furnishings, thick carpets and energy saving LED lighting. The comfortable lounge space provides ample seating with handy storage space beneath that is easily accessible with gas strut assisted seat tops. Washrooms are well appointed and an optional winter pack is also available, consisting of fresh and waste water tank heaters, waste pipe insulation and fridge vent covers for comfortable all year round travelling.



E500 Series

Solid
Sleek
Luxurious
Affordable

Well equipped kitchens feature stainless steel appliances including a microwave oven. A granite look GRP kitchen sink adds a new finishing touch and all models except the E510 have a large 175 litre fridge/freezer. Practical improvements make the power unit and control panel easier to use. The option of cruise control, cab air-conditioning and a colour reversing camera comes in the Elegance pack.



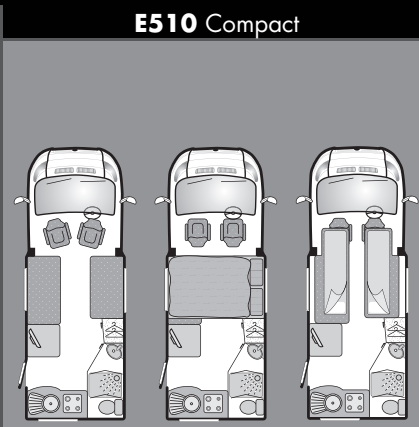
E500 Series

Solid
Sleek
Luxurious
Affordable

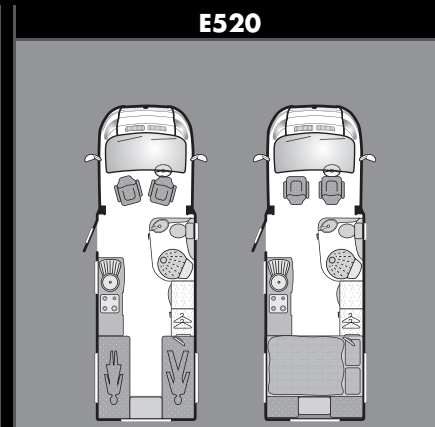


Optional 'Impala' fabric scheme

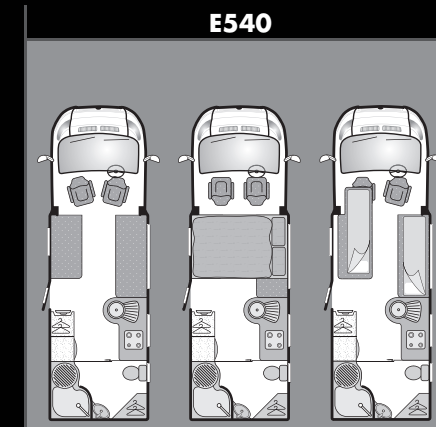
E500 Series



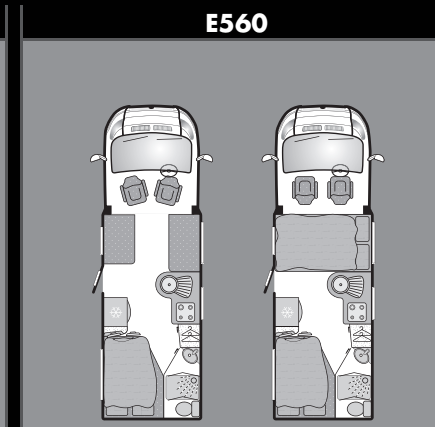
	Standard	Optional
Fiat MultiJet Diesel Engine	100	130
Engine Capacity	2198cc	2287cc
Engine Power	100bhp @ 2900rpm	130bhp @ 3600rpm
Engine Torque	250Nm @ 1500rpm	320Nm @ 2000rpm
Roof Profile	Low Profile	
Chassis	Fiat special low line	
Wheel Base	3.00m/9'10"	
Designated Passenger Seats	1	
Berths (Sleeping Positions)	2	
Overall Length (Excluding Ladder)*	5.90m/19'4"	
Overall Body Width (Excluding Mirrors)	2.25m/7'5"	
Overall Height	2.77m/9'1"	
Maximum Technical Permissible Laden Mass (A)	3300kg	
Mass in Running Order (B)†	2885kg	2900kg
Maximum User Payload (A-B)	415kg	400kg
Maximum Recommended Trailer Weight	1125kg	1400kg
Essential Habitation Equipment	10kg	
Gross Train Weight**	5300kg	5800kg
Front Double	2.06m x 1.38m/1.24m / 6'9" x 4'6"/4'1"	
Front Nearside Single	1.93m x 0.71m/6'4" x 2'4"	
Front Offside Single	1.78m x 0.71m/5'10" x 2'4"	
Rear Double		
Rear Nearside Single		
Rear Offside Single		



	Standard	Optional
Fiat MultiJet Diesel Engine	130	160 Auto
Engine Capacity	2287cc	2999cc
Engine Power	130bhp @ 3600rpm	157bhp @ 3500rpm
Engine Torque	320Nm @ 2000rpm	400Nm @ 1700rpm
Roof Profile	Low Profile	
Chassis	Fiat special low line	
Wheel Base	4.04m/13'3"	
Designated Passenger Seats	1	
Berths (Sleeping Positions)	2	
Overall Length (Excluding Ladder)*	7.04m/23'1"	
Overall Body Width (Excluding Mirrors)	2.33m/7'8"	
Overall Height	2.77m/9'1"	
Maximum Technical Permissible Laden Mass (A)	3500kg	
Mass in Running Order (B)†	3150kg	3217kg
Maximum User Payload (A-B)	350kg	283kg
Maximum Recommended Trailer Weight	1340kg	
Essential Habitation Equipment	10kg	
Gross Train Weight**	6000kg	
Front Double		
Front Nearside Single		
Front Offside Single		
Rear Double	2.11m x 1.33m/6'11" x 4'4"	
Rear Nearside Single	1.79m x 0.71m/5'10" x 2'4"	
Rear Offside Single	1.89m x 0.71m/6'2" x 2'4"	



	Standard	Optional
Fiat MultiJet Diesel Engine	130	160 Auto
Engine Capacity	2287cc	2999cc
Engine Power	130bhp @ 3600rpm	157bhp @ 3500rpm
Engine Torque	320Nm @ 2000rpm	400Nm @ 1700rpm
Roof Profile	Low Profile	
Chassis	Fiat special low line	
Wheel Base	4.04m/13'3"	
Designated Passenger Seats	1	
Berths (Sleeping Positions)	2	
Overall Length (Excluding Ladder)*	7.04m/23'1"	
Overall Body Width (Excluding Mirrors)	2.33m/7'8"	
Overall Height	2.77m/9'1"	
Maximum Technical Permissible Laden Mass (A)	3500kg	
Mass in Running Order (B)†	3145kg	3212kg
Maximum User Payload (A-B)	355kg	288kg
Maximum Recommended Trailer Weight	1340kg	
Essential Habitation Equipment	10kg	
Gross Train Weight**	6000kg	
Front Double	2.11m x 1.81m/1.33m / 6'11" x 5'11"/4'4"	
Front Nearside Single	1.93m x 0.71m/6'4" x 2'4"	
Front Offside Single	1.81m x 0.71m/5'11" x 2'4"	
Rear Double		
Rear Nearside Single		
Rear Offside Single		



	Standard	Optional
Fiat MultiJet Diesel Engine	130	160 Auto
Engine Capacity	2287cc	2999cc
Engine Power	130bhp @ 3600rpm	157bhp @ 3500rpm
Engine Torque	320Nm @ 2000rpm	400Nm @ 1700rpm
Roof Profile	Low Profile	
Chassis	Fiat special low line	
Wheel Base	4.04m/13'3"	
Designated Passenger Seats	1	
Berths (Sleeping Positions)	4	
Overall Length (Excluding Ladder)*	7.04m/23'1"	
Overall Body Width (Excluding Mirrors)	2.33m/7'8"	
Overall Height	2.77m/9'1"	
Maximum Technical Permissible Laden Mass (A)	3500kg	
Mass in Running Order (B)†	3150kg	3217kg
Maximum User Payload (A-B)	350kg	283kg
Maximum Recommended Trailer Weight	1340kg	
Essential Habitation Equipment	10kg	
Gross Train Weight**	6000kg	
Front Double	2.11m x 1.24m/1.06m / 6'11" x 4'1"/3'6"	
Front Nearside Single		
Front Offside Single		
Rear Double		
Rear Nearside Single		
Rear Offside Single	1.90m x 1.32m/6'3" x 4'4"	

Notes

- * For optional roof ladder add 200mm.
- ** Gross train weight must not be exceeded. Please consult your dealer for more detailed towing information
- † The Mass in Running Order is the mass of the unladen vehicle including a 75kg allowance for the driver plus engine coolants and 90% of the fuel tank, water tank and gas capacity.

Key features

- Class-leading performance and economy from Fiat's 100 or 130 Multijet diesel engines (See spec table)
- Optional 160 Multijet diesel engine with Comfort-Matic automatic gearbox (except E510 Compact)
- Optional upgrade to 130 Multijet diesel engine (E510 Compact only)
- Special wide rear track (except E510 Compact) and rear anti-roll bar
- Heavy duty chassis extensions ready for optional homologated towbar
- Driver and passenger airbags
- Full-length canopy awning
- Remote central locking of cab doors and entrance door
- Mainly LED lighting, saving 70% of full lighting power
- Driver and passenger seat fully adjustable and swivelling
- Double-glazed cab sunroof with adjustable blind
- Pleated windscreen and cab side window blinds
- Pleated blinds with flyscreens in accommodation area
- Built-in microwave oven with digital controls
- 104 litre Smart Energy Selection fridge/freezer (E510 Compact)
- 175 litre Smart Energy Selection fridge/freezer (E520, E540 & E560)
- Dual fuel Truma combi-boiler with en-route operation
- Carpet with 45oz pile density
- Spare wheel and tyre on underslung carrier
- Seat tops with gas struts for easy access

- European Whole Vehicle Type Approval ensures compliance with strict weight, dimensions and safety regulations

Key options

Optional Elegance Pack consisting of:

- Cruise Control
- Cab air conditioning
- Colour reversing camera and screen integrated with rear view mirror

Optional Winter Pack consisting of:

- Fresh and waste water tank heaters, waste pipe insulation and winter fridge vent covers

Additional features

Chassis-Cab

- Fiat Ducato X2/50 special low-line chassis
- ABS brakes
- EBD (electronic brake force distribution)
- Variable power steering
- Electric operated and tinted cab windows
- Electrically adjusted and heated wing mirrors fitted with direction indicators
- Headlamp height adjustment
- Immobiliser with rolling code
- Driver and passenger seats both with:
 - Swivels
 - Height and rake adjustment
 - Two armrests
 - Full upholstered covers
 - Base surrounds

- Adjustable steering wheel position
- Cab carpet (removable)
- Lockable (Laptop PC size) central storage box
- Door pockets with bottle holders
- Two DIN sockets
- Radio/CD/MP3 player with iPod/MP3 connection
- Woodgrain finish dash trims

Body and Exterior equipment

- One-piece, 5000 Series marine grade aluminium side-walls finished in white
- One-piece GRP roof supported by 34mm sandwich construction with High Density Styrene core
- 70mm 'sandwich' floor with **NEW** Xyligen treated VBP plywood and Styrofoam insulation core
- 32mm 'sandwich' walls with High Density Styrene core
- NEW:** Strong redwood body and floor framing impregnated to resist moisture and fungal attack
- Full GRP rear panel with high level brake light and camera housing
- Integrated longitudinal roof bars (except E510 Compact)
- Over-cab pod with double-glazed sunroof
- Gloss white finished front bumper
- Strong extruded aluminium skirts
- Entrance door with pleated, easy action flyscreen and window
- Service door for underseat/bed storage
- Fully double glazed opening windows with night-latch ventilation
- LED exterior light

- NEW:** 12 volt exterior power point for pump filling of water tank (pump not supplied)
- Compartment for 2 x 7kg gas bottles with fitted butane/propane regulator and butane hose
- Fixing points for rear-mounted cycle rack

Living Area

- NEW:** 'Traffic' heavy duty, durable floor vinyl
- Removable carpets
- Swift Group 'spaceframe' locker construction
- Heki skylight with flyscreen and adjustable blind
- Mini-Heki skylight with flynet and adjustable blind
- 'Ultra Comfort' domestic standard fixed bed mattress (E560)
- Bed mattresses and lounge area seat cushions on beech slats in strong aluminium frame
- Sprung interior seat and backrest cushions
- Scatter cushions
- Seat backrest ventilation boards
- Free-standing table with dedicated storage location
- Flat-screen TV bracket
- Domestic style mortice locks on washroom and wardrobe doors
- Removable stepwell mat
- Entrance doorway grab-handle
- Smoke alarm

Kitchen

- NEW:** Granite-look GRP kitchen sink with removable drainer and dedicated storage
- Food grade nylon chopping board with dedicated storage
- Chrome finish brass pillar tap with long spout

- Thermostatic oven and separate grill
- Dual fuel hob with 800V electric hotplate and 3 gas burners with electronic ignition and flame failure protection
- Glass hob lid with safety cut-out feature
- Curved kitchen extension containing storage carousel (in E540 & E560)

Washroom

- Shower cubicle or fully lined shower area
- Lower cupboard with built-in washbasin
- Overhead storage locker
- Theford C250 cassette toilet with electric flush and larger wheeled waste holding tank
- Chrome finish brass shower and mixer taps
- Skylight with flyscreen

Heating and Plumbing

- En route and on site blown air central heating and hot water provided by Truma 4kW gas and 2kW electric combi-boiler
- Grade 3 classification (EN 1646-1) for heating and thermal insulation (for sub-zero ambient temperatures)
- 90 litre external insulated fresh water tank with level sensor
- Pressurised fresh water system with self-priming pump
- 68 litre waste water tank with level sensor

Electrical

- Mains 230V supply via **NEW** easily accessible ELCB/MCB distribution board for sockets, fridge, microwave oven, combi-boiler and battery charger/transformer
- 25amp charger/transformer for leisure battery
- Five mains 230V sockets
- NEW:** Easy to use 12V control panel over doorway with touch controls for:
 - Vehicle/Leisure battery selection
 - Tank heaters (if fitted) and display of:
 - Tank levels
 - Vehicle and leisure battery state
- 95 amp-hour (Dir 2006/66/EC) leisure battery in underfloor compartment (Space for second battery – not supplied)
- Vehicle battery drain protection
- TV station with 230V, 12V supply and co-ax link to outside connector.
- 25 metre mains hook-up cable
- Power supply for satellite installation
- Roof and wiring prepared for solar panel installation