

xplore
avanté
odyssey
crusader



Elddis

freedom
with flair

2011
TOURING
CARAVAN
RANGE



A range of caravans like no other

Experience more from life with an Elddis touring caravan. The freedom to roam and explore, with year-round comfort guaranteed. Owning an Elddis caravan enables you to make the very most of your leisure time, from spontaneous weekend breaks to epic touring holidays in far flung destinations. Elddis owners share a passion for travel, adventure and a life less ordinary!

The 2011 Elddis Touring Caravan range sets the new standard for modern caravanning. Elddis styling is a breed apart. Our caravans stand out from the crowd. You'll find this design flair and attention to detail at every level, inside and out, with flair and functionality in equal measures.

Based on real customer feedback and year-round product testing, we've made hundreds of improvements to create the best-ever Elddis line-up. This is a range designed by caravanners for caravanners who expect nothing less than perfection!

Contents

BPW - Exclusive to Elddis	04-05	XPLORE		ODYSSEY	
Reasons to buy Elddis	06-07	Introduction	08-09	Introduction	24-25
		New for 2011	10-11	New for 2011	26-27
		Features	12-14	Features	28-30
		Layouts	15	Layouts	31
		AVANTE		CRUSADER	
		Introduction	16-17	Introduction	32-33
		New for 2011	18-19	New for 2011	34-35
		Features	20-22	Features	36-38
		Layouts	23	Layouts	39



Elddis

freedom
with flair

exclusive to Elddis

World-renowned BPW technology



The fast coupling WS 3000 improves safety

- Friction pads are pressed axially under high spring pressure onto the coupling ball from the back to the front. This is the only sure way of eliminating the potentially hazardous snaking and pitching movements of the trailer right from the word go
- Maxi bump stop® provides maximum protection for your legs and the bumper...no injuries and no scratches

An improved towing experience

- Guarantees comfortable and relaxed towing with its class leading pitch and swing control

Improved caravan handling

- The only coupling on the market that provides a single-lever-system for all functions – an easy one handed operation
- The self-explanatory friction pad's wear-indicator shows at a glance when it's time for a replacement pad
- Notably easier caravan manoeuvring at low speeds

Greater security

- New control displays show the correct coupling
- No risk of caravan loss because of insufficient coupling

Easy to use

- No special towball needed
- It fits around 4x4 spare wheel
- Easy and quick replacement – modern click systems
- Hard-wearing and impervious friction pads



The Swing V-tec Axle improves safety

Specially developed semi-trailing-arm axle with independent suspension enables a full tyre footprint in all conditions. Our Swing V-tec Axle dramatically adapts to the camber and track in all environments. Instability is significantly reduced in driving situations such as cross-winds and overtaking. The greater margins are really apparent if sudden evasive manoeuvres are required.

An improved caravan towing experience

- Great roll stability due to self-tracking ability
- Calmer towing behaviour and excellent shock absorption due to 4x suspension rubber elements

Swing V-tec Axle is low maintenance

- Zero maintenance suspension and therefore reduced maintenance costs
- Robust, easy-to-maintain wedge-type brakes with automatic reverse operation
- Comes with compact bearings: zero maintenance; long service life; protected against dirt and water



The ZAF towing hitch improves safety

- The only towing hitch on the market with integrated damper
- It ensures cushioned lever movement – no abrupt spring back when released
- No risk of injury

Improved handling

- Less force required to operate the handbrake lever – ideal for the lady caravanner
- Easy operation and comfortable hold thanks to ergonomically designed handbrake lever
- Optimized pull-away comfort thanks to damper design
- More space between jockey wheel handle and the coupling handle; greater comfort for larger hands



BPW FAHRZEUGTECHNIK

Our Spirit lets you move.



iDC - Intelligent Drive Control improves safety

- The BPW iDC is an intelligent emergency system, which works like the electronic stability program (ESP) in a car. It detects critical snaking of your caravan caused by side winds, uneven road surfaces or sudden evasive manoeuvres and safely eliminates it within seconds
- iDC permanently monitors the movement of your caravan. Dangerous situations will be detected rapidly and iDC automatically intervenes before a tricky situation can arise
- iDC brakes the caravan gently and gets the trailer back on track. The trick is that the braking is not controlled by the car, but directly by the iDC, which is located immediately on the trailer's overrun hitch
- The towing vehicle and trailer are completely and automatically stabilised
- Enjoy worry-free towing – without any fear of your caravan tipping over

iDC improves your caravan towing experience

- Great towing stability due to the rapid reaction of the iDC during any swaying action of your caravan
- No counter steering needed when caravan starts to snake
- Calm towing even in side winds, on uneven road surfaces or following sudden evasive manoeuvres

Improved caravan handling

- Each time an electrical connection between the caravan and towing vehicle is established, a self-test is made to assure the full functionality of the system
- A practical display on the overrun hitch shows the status at a glance

The practical solution

- Maintenance-free
- Powerful processor inside
- High-tech plastic housing for the control unit
- Weight approx. only 13lbs




• Comes as standard on all Elddis Crusader models

• Available as an option on Elddis Avante and Odyssey models

Reasons to buy Eddis

- Exclusive class-leading BPW V-tec chassis and towing technology for more stable towing
 - All products have Grade III thermal insulation for guaranteed all weather comfort
 - Exceptional value for money at every range level, with no hidden costs
 - A range to suit every taste and pocket from value to the ultimate in luxury
 - Multi-award-winning products with even more exclusive new layouts
 - Improved, respected and reliable build quality – inside and out
 - Proven and refined construction methods, with years of track and endurance testing
 - 6 Year transferable water ingress warranty
 - Low servicing costs
 - Super-strong, good-looking and easily repairable GRP high gloss panels
 - Furniture that looks and feels reassuringly well-built and exudes quality
- Class-leading sprung upholstery in all models – recommended as the best available
 - A new dedicated Eddis Customer and Retailer Care Centre with a qualified and knowledgeable team
 - Fast-growing, Eddis-approved UK-wide sales and servicing Retailer Network, including Eddis Premier Retailers, showcasing a wider range of demonstration models
 - The peace of mind of buying from one of the industry's most respected names who have been building touring caravans since 1964



Eddis

freedom
with flair



xplore



avanté



odyssey



crusader



Xplore 540 in standard 'Lois' upholstery



Xplore 540 kitchen



Xplore 540 bathroom



Xplore 540 fixed bed

Eddis
xplore

Since its launch in 2008, the multi-award winning Eddis Xplore range has become synonymous with exceptional value for money. Super-affordable, this vibrant range makes owning a brand-new caravan an achievable dream.

We don't believe in cutting corners, so despite their very modest price tag, all Xplore touring caravans boast features and specification to put other 'budget' models to shame!

Budget
without
Compromise

Eddis
freedom
with Flair



New interior design and luxurious 'Lois' upholstery, with optional 'Kascada' ① fabric choice. (Model shown: the unique Xplore 302)



for 2011 season

- **GRADE III THERMAL INSULATION** for guaranteed all weather comfort
- BPW V-tec galvanised steel chassis, braking system and running gear for market-leading towing stability
- New exterior graphics
- Streamlined smooth side exterior
- Interior design and luxurious 'Lois' upholstery, with optional alternative 'Kascada' fabric choice
- Deeper overhead lockers
- Halogen corner feature lighting
- Warm 'Cappuccino Stone' granite effect worktops and co-ordinated trim
- New style 'Noce Prosecco' real hardwood framed locker doors with resistance door catches
- Spark ignition to oven and hob
- Upgraded domestic style fridge with greater storage capacity (115L)
- Round, stainless steel sink with anti-slip removable drainer for easy cleaning
- Status 530 directional aerial
- Thetford C250 swivel wheeled-cassette with greater capacity (exc. 302)
- Higher bed frame with deeper oak-effect base for greater comfort and style (540 only)
- Aluminium bunk ladders (556 only)



New round stainless steel sink



New 'Cappuccino Stone' granite effect worktops and co-ordinated trim



Oven and hob now with spark ignition



Deeper overhead lockers



Eddis Xplore now comes with BPW V-tec Chassis

comfort

- **GRADE III THERMAL INSULATION** for guaranteed all weather comfort
- High quality sprung upholstery
- Fully opening spring-assisted beech slat bases on all bunks and beds for easy access
- Seat backrest ventilation boards to help prevent condensation
- Deeper bedframe (fixed bed 540)
- Removable luxurious loose fit carpet
- Easy clean Seitz blinds and flyscreens to all windows
- Midi Heki rooflight with pleated blind and separate flyscreen
- Double-glazed opening windows with night ventilation position
- Truma Ultraheat dual fuel rapid blown air heating, including washroom (exc. 302)
- All-new space-saving Whale underfloor-slung heating (302 only)
- Truma Ultrastore dual fuel gas and 230V mains water heater
- Lower and central bunks lift easily for extra storage – great for bikes and pushchairs (556 only)
- Contrast 'Dark Chocolate' bamboo-effect easy clean heavy-duty vinyl flooring
- Removable luxurious deep-pile carpet runner for practical storage and cleaning

entertain

- Up to 2 TV points with dedicated 230V, 12V and coax aerial sockets
- Living room chest of drawers with occasional table (exc. 302)
- L-Shape lounge with picture window (302 only)
- Free standing dining table extension with dedicated storage location
- Additional TV/media point and games storage unit with hidden cable tidy (556 only)

cook

- Deeper storage cupboards
- New domestic style fridge with greater storage capacity (115L) and 'Anthracite' door finish
- Full height domestic style cooker with spark ignition oven, grill and separate pan storage (exc. 302 which has Duplex oven with pan storage below)
- New Spinflo 3 burner hob with high speed multi-function burner, spark ignition and flame failure protection – including large burner for wok or large frying pan
- Durable, hygienic and heat-resistant smoked-glass hob cover, providing additional kitchen work surface
- Stainless steel sink and removable drainer
- Improved kitchen lighting
- Cutlery drawer and multi-level storage
- Polished chrome fittings and taps
- 'Anthracite' kitchen splashback

wash

- Whale Premium submersible pump with carbon filter for improved water flow to shower and sinks
- Truma Ultrastore water heater
- Truma Ultraheat ducted heating and hanging rails in all bathrooms for fast clothes and towel drying (exc. 452)
- Wet locker with external access to bathroom shower hose – great for hosing down after outdoor sports or washing muddy dog paws! (302 only, with option to remove on factory order models)
- Domestic style washbasin
- Vanity storage unit with mirror
- Polished chrome fittings, mixer taps and separate shower taps
- Fully lined shower cubicle (selected models)
- Domestic style bathroom door with mortice lever lock (selected models)
- Multi-directional rooflight with flyscreen and blind
- Thetford C250 electric flush toilet (selected models)
- Whale inboard semi-rigid fresh water pipes
- Large bore under-slung rigid waste pipes with new offside outlet



Underbed storage with exterior access (540)



Dressing area with electrical socket (540)



Spacious and luxurious end bathroom in the new Xplore 540




Even the Xplore 302 - the UK's smallest and lightest caravan - feels roomy

Get more out of caravanning with Eddis

GUARANTEED ALL WEATHER COMFORT



GRADE III THERMAL INSULATION



Seitz blinds and flyscreen come as standard



Xplore 302 bathroom with wet locker access

style

- New exterior graphics
- Full wheel trims, plus alloy wheel option
- Moulded GRP front panel with single panoramic opening window
- Streamline moulded rear light housing
- New 'Noce Prosecco' furniture in light oak finish
- Matt nickel finish handles
- New warm 'Cappuccino Stone' granite effect worktops and co-ordinated trim
- Fresh new interior design with co-ordinated luxurious 'Lois' soft furnishings
- Optional alternative 'Kascada' fabric choice
- Co-ordinating scatter cushions as standard
- New 12V corner feature lighting
- Twin curtain track for improved hanging and ease of use

security

- Smoke alarm
- Gas regulator for Propane and Butane bottles mounted on front bulkhead
- Isolation taps for gas appliances
- Entrance step and entrance mat
- CRIS identity number etched to windows and caravan chassis
- Concealed security data chips within caravan construction
- Single key operation for all locks
- All models comply with British and European safety standards

practical

- New upgraded class-leading BPW V-tec galvanised steel chassis, braking system, running gear and easy use handbrake
- Stonechip resistant GRP front panel
- 13-pin 12V car connector
- A-Frame cover with plug ties
- Exterior 2-part door with moulded interior liner, quick release retainer and inbuilt storage
- Exterior access battery box with mains electric inlet (battery not included)
- Gas bottle storage designed to take new BP Light bottles and steel containers
- Fully protected mains electric system with two 230V sockets (3 on Xplore 556)
- 12V control panel with battery status meter, awning light, 12V master, lighting and water pump switches
- Power-saving fluorescent ceiling lights in living and washroom areas
- Halogen adjustable downlights in lounge and sleeping areas
- Fluorescent lights in kitchen
- 25 meter mains hook-up cable
- Awning light
- Fixing points for rear mounted cycle rack
- Seat bases with space under for ample storage of larger, bulky items

room

Xplore 302

Single axle

Exclusive to Eddis - the UK's Smallest & Lightest Caravan



Number of Berths	2
Interior Length	3200mm / 10'6"
Plated M.T.P.L.M	950kgs / 18.66cwt

Xplore 452

Single axle



Number of Berths	2
Interior Length	4540mm / 14'11"
Plated M.T.P.L.M	1165kgs / 22.88cwt*

Xplore 495

Single axle



Number of Berths	5
Interior Length	5034mm / 16'6"
Plated M.T.P.L.M	1300kgs / 25.53cwt*

Xplore 540

Single axle

NEW Model



Number of Berths	4
Interior Length	5599mm / 18'5"
Plated M.T.P.L.M	1400kgs / 27.5cwt

Xplore 556

Single axle

NEW Model



Number of Berths	6
Interior Length	5599mm / 18'5"
Plated M.T.P.L.M	1410kgs / 27.69cwt*

360° video tours on our website

* Pre-production estimate for guidance only - may be subject to change.

For 2011 models the method of calculating the MRO and payload figures has changed. Allowances for essential equipment (e.g gas cylinders) previously allowed for in the user payload are now within the MRO. The provision for a leisure battery has been included within the personal effects payload allowance.

Please refer to the accompanying guide for latest prices, options and full technical specifications.

For more information on the Eddis Xplore range please visit www.eddis.co.uk

Personalising your Eddis Xplore 2011 season options

- Alternative fabric option – 'Kascada'
- Xplore SE Pack:
 - Winterhoff stabiliser
 - Upgrade to Mirage sports alloy wheels
 - Door flyscreen
 - Shelf pack
 - Spare wheel and carrier
- Weight plate upgrade (nil cost)
- Remove wet locker access on Xplore 302 (nil cost - factory orders only)



Optional 'Kascada' fabric



Optional 'Mirage' alloy wheels



Note:
All retailer demonstration models will be built with the Xplore SE Pack



Avante 540 in standard 'Kascada' upholstery



Avante 540 kitchen



Avante 540 bathroom



Avante 540 fixed 6'4" bed

Elddis
avanté

Redesigned from top to bottom, inside and out, the 2011 Elddis Avante celebrates its 10th year by taking family caravanning to a whole new level. The fresh and modern new styling will grab your attention... but look further and the attention to detail

will astound you. Over 40 major new improvements and innovations, many suggested by our loyal Customers, have created a touring caravan that is – quite literally – brighter, lighter and totally unique.

The Definitive
Family
Caravan






New interior design and luxurious 'Kascada' upholstery, with optional 'Hampton' ① or 'Arkara Latte' ② fabric choices.
(Model shown: the exclusive Eddis Avante 646)



for 2011 season

-  **GRADE III THERMAL INSULATION** for guaranteed all weather comfort
- New exterior graphics
- Streamlined smooth side exterior
- Interior design and luxurious 'Kascada' upholstery, with optional alternative 'Hampton' or 'Arkara Latte' fabric choice
- 50% deeper overhead lockers (now 30cm deep), some with removable shelves
- Warm 'Cappuccino Stone' granite effect worktops and co-ordinated trim
- New style 'Noce Prosecco' flush-fit contemporary locker doors with brushed aluminium handles with resistance door catches
- Contrasting flush-fit kitchen units in Ivory with feature glazing and positive locking doors
- Spark ignition to oven and hob
- Electronic ignition, digital control 115L fridge with 'Anthracite' door finish
- Round, stainless steel sink with anti-slip removable drainer for easy cleaning
- Status 530 directional aerial
- Improved class-leading 6'5" headroom
- High security entrance lock with retractable key fob
- Class-leading 100% LED interior lighting, saving up to 80% battery consumption and giving over 70% improved Lux readings, with even, consistent lighting and a longer life-span
- Repositioned, concealed sockets in front lounge with easy access when beds are made up
- Vanity areas with LED downlighting, shelves and dedicated sockets for hairdryer and appliances (selected models)
- LED lights include: reading lights; concealed up-lighters to cabinetry; vanity area downlighters; corner feature lights and improved lighting in kitchen
- Up to 6 well-positioned electric sockets
- Front drawer chest with extending occasional table
- Optional wraparound seating in lieu of chest of drawers (exc. 526). (Customer also retains chest unit)
- Lift up occasional table (526 only)
- Easy-access drop-down seat bases for bulky item storage
- Contrast 'Dark Chocolate' bamboo-effect easy clean heavy-duty vinyl flooring
- New style Thetford oven with separate grill and pan storage
- 4 burner hob with durable and stylish smoked glass cover/additional worktop
- 'Anthracite' kitchen splashback
- Vented, fitted 700W microwave with stainless steel finish and co-ordinating Ivory surround
- Concealed room dividers (selected models)
- Higher bed frame with deeper oak-effect bed base, luxury mattress and co-ordinating headboard and baffleboard for greater comfort and style (fixed bed models)
- 6'4" fixed beds
- Aluminium bunk ladders (554, 556 and 646 only)
- 170° hinges for walk-in effect wardrobes (selected models)
- 3 levels of wardrobe hanging rails (selected models)
- Illuminated vanity mirror in bathroom (selected models)
- Full length dressing mirror (selected models)
- New bathroom sink with worktop-mounted chrome tap giving greater sink area and ease of use (selected models)
- Domestic style bathroom cabinet in Ivory with feature glazed doors



Contrasting Ivory feature cabinets in kitchen and bathroom



An abundance of storage and 50% deeper lockers



New round stainless steel sink



Microwave with stainless steel finish



New 4-burner hob with spark ignition

comfort

- **GRADE III THERMAL INSULATION** for guaranteed all weather comfort
- Door flyscreen
- Class-leading quality sprung upholstery with curved seating
- Wide-opening spring-assisted beech slat bases on all bunks and beds for easy access
- Seat backrest ventilation boards to help prevent condensation
- Higher bed frame and deeper bed base with luxury mattress and co-ordinating luxury headboard and baffleboard for greater comfort (fixed bed models)
- Optional memory foam mattress upgrade
- Easy-lift fixed bed with gas struts for easy-access storage
- Improved comfort bunks and convertible beds
- Removable Everest Twist luxurious loose fit carpet in 'Dark Chocolate'
- 'Dark Chocolate' bamboo-effect easy clean heavy-duty vinyl flooring
- Heki tilting panoramic rooflight with pleated blind and separate flyscreen
- Double-glazed opening windows with night ventilation position
- Easy clean Seitz blinds and flyscreens to all windows
- Truma Ultraheat dual fuel rapid blown air heating, including washroom
- Truma Ultrastore dual fuel gas and 230V mains water heater
- Lower and central bunks lift easily for extra storage – great for bikes and pushchairs (554, 556 and 646 only)
- Full length towel / clothes drying rail (selected models)

entertain

- Up to 2 TV points with dedicated 230V, 12V and coax aerial sockets
- Status 530 directional TV aerial
- Clarion CD radio tuner with iPod and mp3 connectivity and speakers
- Free standing dining table extension with dedicated storage location
- Additional TV/media point and games storage unit with hidden cable tidy (selected models)
- Optional external gas barbecue point

cook

- Ivory smooth-finish flush fitting cabinets with glazed detail with positive locking handles
- Spark ignition to oven and hob
- New style Thetford oven with separate grill and pan storage
- New 4 burner hob with durable smoked glass cover/additional worktop
- Modern 'Anthracite' kitchen splashback
- New vented, fitted 700W microwave with stainless steel finish and co-ordinating surround
- Electronic ignition, digital control 115L fridge with 'Anthracite' door finish (exc. 646)
- Electronic ignition, digital control 175L fridge-freezer with 'Anthracite' door finish (646 only)
- New round, stainless steel sink with anti-slip removable drainer for easy cleaning
- Improved LED kitchen lighting
- Polished chrome fittings and taps
- Double electric socket in kitchen
- Mini Heki clear rooflight

wash

- Whale Premium submersible pump with carbon filter for improved water flow to shower and sinks
- Truma Ultrastore water heater
- Truma Ultraheat ducted heating and hanging rails in all bathrooms for fast clothes and towel drying
- Vanity areas with LED downlighting, shelves and dedicated sockets for hairdryer and appliances (selected models)
- Illuminated vanity mirror in bathroom
- Full length dressing mirror (selected models)
- New bathroom sink with worktop-mounted chrome tap giving greater sink volume and ease of use (selected models)
- Domestic style bathroom cabinet in Ivory with feature glazed doors with positive locking handle
- Polished chrome fittings, mixer taps and separate shower taps
- Fully lined shower cubicle (selected models)
- Domestic style bathroom door with mortice lever lock (model specific)
- Multi-directional rooflight with flyscreen and blind
- Thetford C250 electric flush toilet (selected models)
- Multi-directional Mini Heki rooflight in bathroom
- Whale inboard semi-rigid fresh water pipes
- Large bore under-slung rigid waste pipes



Class-leading quality sprung upholstery

(Avante 540 shown with wraparound seating option)



Fully-lined shower cubicle and deeper basin



Domestic style appliances create a real home from home

Get more out of caravanning with Eddis

GUARANTEED ALL WEATHER COMFORT



GRADE III THERMAL INSULATION



New Aluminium bunk ladders (bunks lift for storage of bikes etc)



Quality finish and attention to detail

style

- New exterior graphics
- Alloy wheels
- New 'Noce Prosecco' flush fitting contemporary furniture in light oak finish
- Contrasting Ivory smooth-finish flush fitting cabinets with glazed detail in kitchen and bathroom
- Front drawer chest with extending occasional table (exc. 526)
- Optional wraparound seating in lieu of chest (exc. 526). (Customer also retains chest unit)
- Lift up occasional table (526 only)
- Fresh new interior design with co-ordinated luxurious 'Kascada' soft furnishings
- Optional alternative 'Hampton' or 'Arkara Latte' fabric choices
- Co-ordinating scatter cushions as standard
- Twin curtain track for improved hanging and ease of use
- New warm 'Cappuccino Stone' granite effect worktops, tabletops and co-ordinated trim

security

- Smoke alarm
- Gas regulator for Propane and Butane bottles mounted on front bulkhead
- Isolation taps for gas appliances
- Entrance step and removable entrance mat with tray
- CRiS identity number etched to windows and caravan chassis
- Concealed security data chips within caravan construction
- High security entrance lock with retractable key fob
- All models comply with British and European safety standards

practical

- Class-leading BPW Swing V-tec chassis for improved towing stability
- BPW iDC (Intelligent Drive Control) anti-snaking device option
- Winterhoff WS3000 stabiliser
- Easy action handbrake
- Moulded full height stonechip-resistant GRP front panel with three opening double glazed windows and gas locker door with gas strut
- ABS rear panel with streamline moulded rear light housing and LED high level brake light
- 13-pin 12V car connector
- A-Frame cover with plug ties
- Exterior 2-part door with moulded interior liner, window, blind, flyscreen and wastebin
- Exterior access battery box with mains electric inlet (battery not included) and option for 230V socket
- Gas bottle storage designed to take new BP Light bottles and steel containers
- Fully protected mains electric system with up to six 230V sockets – more than any other caravan manufacturer
- 20 Amp switchmode charger / transformer
- 12V control panel with battery status meter and water pump switch
- Power-saving LED lighting throughout interior
- Awning light
- 25 meter mains hook-up cable
- Fixing points for rear mounted cycle
- Wide-opening seat bases with space under for ample storage of larger items

room

Avante 362

Single axle



Number of Berths 2
Interior Length 3733mm / 12'3"
Plated M.T.P.L.M 1135kgs / 26.22cwt*

Avante 462

Single axle



2
4660mm / 15'3"
1300kgs / 25.53cwt*

Avante 515

Single axle



NEW Model

5
5599mm / 18'5"
1499kgs / 29.44cwt

Avante 526

Single axle



6
5599mm / 18'5"
1499gs / 29.44cwt

Avante 540

Single axle



4
5599mm / 18'5"
1490kgs / 29.26cwt

Avante 554

Single axle



NEW & Exclusive Model

4
5599mm / 18'5"
1490kgs / 29.26cwt

Avante 556

Single axle



6
5599mm / 18'5"
1499gs / 29.44cwt

Avante 564

Single axle



NEW Model

4
5599mm / 18'5"
1499gs / 29.44cwt

Avante 624

Twin axle



4
6150mm / 20'1"
1650kgs / 32.41cwt

Avante 646

Twin axle



Exclusive to Elddis

6
6150mm / 20'1"
1700kgs / 33.39cwt



* Pre-production estimate for guidance only - may be subject to change. For 2011 models the method of calculating the MRO and payload figures has changed. Allowances for essential equipment (e.g gas cylinders) previously allowed for in the user payload are now within the MRO. The provision for a leisure battery has been included within the personal effects payload allowance.

Please refer to the accompanying guide for latest prices, options and full technical specifications.

For more information on the Elddis Avante range please visit www.elddis.co.uk

Personalising your Elddis Avante 2011 season options

- Alternative fabric option – 'Hampton' or 'Arkara Latte'. (See page 18-19)
- Wraparound seating in lieu of front drawer chest unit with extending occasional table (exc. 526). (Customer also retains chest unit)
- Memory foam mattress in lieu of standard sprung mattress (540, 526 and 624 only)
- Omnivent with electronic multispeed extractor fan in lieu of standard Mini Heki rooflight (exc. 646)
- Omnivent with electronic multispeed extractor fan (646 only)
- Alarm system with wireless PIR and corner steady leg sensors

- Robstop security device for use with Winterhoff stabiliser
- 230V socket in battery box for outside / awning use
- External gas barbecue point
- Removable cupboard shelving kit
- BPW iDC (Intelligent Drive Control) anti-snaking device
- Weight plate upgrade (nil cost)



Extending occasional table as standard



Or choose optional wraparound seating



Odyssey 634 in standard 'Hampton' upholstery



Odyssey 634 kitchen



Odyssey 656 bathroom



Odyssey double bed

Elddis
odyssey

For those who admire classic styling and the satisfaction of craftsman-built real hardwood furniture, the Odyssey is the touring caravan of choice.

Elegant detail and increased specification make for a range in which you can really luxuriate. A real home from home, wherever your journey takes you!

Classic
Style for the
Connoisseur

Elddis
Freedom
with Flair



New interior design and luxurious 'Hampton' upholstery (shown here with optional wraparound seating), with optional 'Kascada' ①, 'Arkara Latte' ② and 'Mocha Madras' ③ leather fabric choices



for 2011 season

- **GRADE III THERMAL INSULATION** for guaranteed all weather comfort
- Shock absorbers as standard
- Upgraded sports alloy wheels
- Additional exterior access locker door (462, 524, 540 and 634)
- New exterior graphics
- New streamlined smooth side exterior
- High security entrance lock with retractable key fob
- New interior design and luxurious 'Hampton' upholstery, with optional alternative 'Kascada' or 'Arkara Latte' fabric choices
- Sumptuous 'Mocha Madras' leather option (540 and 634 fixed bed models)
- Deeper lockers with removable shelving
- Wraparound seating option in lieu of chest of drawers (exc. 656). (Customer also retains chest unit)
- Improved LED lighting, now including LED kitchen lighting and LED directional reading lamps
- New easy-access drop-down seat bases for bulky item storage
- New style hardwood Ash locker doors with brushed Aluminium handles with resistance door catches
- Cocktail cabinet with back-lit opaque feature glazing, dedicated TV storage area and extendable TV bracket (634 and 656)
- New warm 'Cappuccino Stone' granite effect worktops with deep hardwood Ash trim
- Contrast 'Dark Chocolate' bamboo-effect easy clean heavy-duty vinyl flooring
- New dual fuel hob with 800W electric hotplate and 3 gas burners with durable smoked glass cover/additional worktop
- 'Anthracite' kitchen splashback
- Higher bed frame with deeper oak-effect bed base and deeper memory foam mattress with Coolmax® technology
- Co-ordinating headboard and baffleboard for greater comfort and style (fixed bed models)
- New bathroom sink and worktop-mounted chrome tap giving greater sink volume and ease of use (selected models)



New Odyssey 656 layout



Odyssey 656 kitchen



New dual fuel hob



New 'Anthracite' splashback



New 'Cappuccino Stone' granite effect worktop



Contrast 'Dark Chocolate' bamboo-effect flooring

comfort

- **GRADE III THERMAL INSULATION** for guaranteed all weather comfort
- 7'6" overall width
- Awning warmer
- Entrance door flyscreen
- Fully double glazed opening windows with night ventilation position
- Exterior 2-part door with interior moulded liner, window, blind and wastebin
- Class-leading quality sprung upholstery
- Wide-opening spring-assisted beech slat bases on all bunks and beds for easy access
- Seat bases with front access and space for bulky items
- Seat backrest ventilation boards to help prevent condensation
- Higher bed frame with deeper oak-effect bed base and deeper memory foam mattress with Coolmax® technology
- Co-ordinating headboard and baffleboard for greater comfort and style (fixed bed models)
- Easy-lift fixed bed with gas struts for easy-access storage
- Improved comfort bunks and convertible beds
- Removable Stainaway® Harvest Heathers luxurious loose fit carpet in 'Brown Earth'
- 'Dark Chocolate' bamboo-effect easy clean heavy-duty vinyl flooring
- Heki Deluxe large tilting panoramic rooflight with pleated blind and separate flyscreen
- Easy clean Seitz blinds and flyscreens to all windows
- Truma Ultraheat dual fuel rapid blown air heating, including washroom
- Truma Ultrastore dual fuel gas and 230V mains water heater
- Larger clothes rails for speedy clothes and towel drying

entertain

- Five 230V sockets
- 2 TV points with dedicated 230V, 12V and coax aerial sockets (exc. 565)
- Status 530 directional TV aerial
- Pioneer CD radio tuner with iPod and mp3 connectivity and speakers
- Free standing dining table extension with dedicated storage location

cook

- External gas barbecue point
- Omnivent extraction unit in kitchen
- Domestic style Spinflo Midi Prima oven with 2 shelves, illumination and electronic ignition with pan storage below
- New dual fuel hob with 800W electric hotplate and 3 gas burners with durable smoked glass cover/additional worktop
- Modern 'Anthracite' kitchen splashback
- Vented, fitted 700W microwave with stainless steel finish and co-ordinating surround
- Electronic ignition, digital control 115L fridge with 'Anthracite' door finish and LCD display
- Stainless steel sink with integral drainer for easy cleaning
- Improved LED kitchen lighting
- Polished chrome fittings and taps
- Double electric socket in kitchen

wash

- Whale Premium inline water filter and submersible pump with carbon filter for improved water flow to shower and sinks
- Truma Ultrastore water heater
- Truma Ultraheat ducted heating and hanging rails in all bathrooms for fast clothes and towel drying
- Vanity areas with LED downlighting, shelves and dedicated sockets for hairdryer and appliances (selected models)
- Illuminated vanity mirror in bathroom
- Full length dressing mirror (selected models)
- New bathroom sink and worktop-mounted chrome tap giving greater sink volume and ease of use (selected models)
- Polished chrome fittings, mixer taps and separate shower taps
- Luxury class-leading, award-winning 'Rimini' double shower cubicle (462, 524 and 634)
- Fully lined single shower cubicle (540 and 565)
- Separate shower mixers with adjustable head positions
- Domestic style bathroom door with mortice lever lock
- Multi-directional rooflight with flyscreen and blind
- Thetford C250 electric flush toilet
- Multi-directional clear rooflight
- Inboard semi-rigid fresh water pipes
- Large bore under-slung rigid waste pipes with offside outlet



Craftsman-built furniture and sumptuous upholstery (Odyssey 540)



Luxurious bathroom (Odyssey 540)



Domestic quality appliances in every model

Get more out of caravanning with Eddis

GUARANTEED ALL WEATHER COMFORT



GRADE III THERMAL INSULATION



Vanity unit (Odyssey 656)



Pioneer CD radio with entertainment pack upgrade option



Double shower (Odyssey 634)

style

- New exterior graphics
- Upgraded sports alloy wheels
- Fresh new interior design with co-ordinated luxurious 'Hampton' soft furnishings
- Optional alternative 'Kascada' or 'Arkara Latte' fabric choices
- Sumptuous leather option (540 and 634 fixed bed models)
- Wraparound seating option in lieu of chest of drawers (exc. 656). (Customer also retains chest unit)
- Four co-ordinating scatter cushions plus bolsters as standard
- New style hardwood Ash locker doors with brushed Aluminium handles with resistance door catches
- New warm 'Cappuccino Stone' granite effect worktops with deep hardwood Ash trim
- Twin curtain track for improved hanging and ease of use
- Co-ordinating headboard and baffleboard for greater comfort and style
- Improved and stylish LED lighting, now including kitchen lighting and directional reading lamps, plus LED rooflights and ambient downlighting

security

- Smoke alarm
- PIR and tilt-sensor alarm system
- Gas regulator for Propane and Butane bottles mounted on front bulkhead
- Isolation taps for gas appliances
- Entrance step and removable entrance mat with tray
- CRiS identity number etched to windows and caravan chassis
- Concealed security data chips within caravan construction
- High security entrance lock with retractable key fob
- All models comply with British and European safety standards

practical

- Class-leading BPW Swing V-tec chassis for improved towing stability
- BPW iDC (Intelligent Drive Control) anti-snaking device option
- Winterhoff WS3000 stabiliser
- Spare wheel (steel) and underslung carrier
- Easy action handbrake
- Exterior 2-part door with moulded interior liner, window, blind, flyscreen and wastebin

- Moulded full height stonechip-resistant GRP front panel with three double glazed opening windows and gas locker door with gas strut
- ABS rear panel with streamline moulded rear light housing and LED high level brake light, twin reversing and fog lights
- 13-pin 12V car connector
- A-Frame cover with plug ties
- Exterior access battery box with mains electric inlet (battery not included) with 230V socket
- Gas bottle storage designed to take new BP Light bottles and steel containers
- Additional exterior access locker door (462, 524, 540 and 634)
- Large underbed access locker (540, 634 and 656)
- Fully protected mains electric system with up to five 230V sockets
- 20 Amp switchmode charger / transformer
- 12V control panel with battery status meter, master 12V switch and water pump switch
- Power-saving improved LED lighting
- Awning light
- 25 meter mains hook-up cable
- Fixing points for rear mounted cycle rack
- Wide-opening seat bases with space under for ample storage of larger items

room

Odyssey 462

Single axle

Number of Berths	2
Interior Length	4660mm / 15'3"
Plated M.T.P.L.M	1350kgs / 26.51cwt*



Odyssey 524

Single axle

Number of Berths	4
Interior Length	5344mm / 17'6"
Plated M.T.P.L.M	1499kgs / 29.44cwt



Odyssey 540

Single axle

Number of Berths	4
Interior Length	5599mm / 18'5"
Plated M.T.P.L.M	1550kgs / 30.45cwt



Odyssey 634

Twin axle

Number of Berths	4
Interior Length	6260mm / 20'6"
Plated M.T.P.L.M	1725kgs / 33.88cwt



Improved Layout

Odyssey 656

Twin axle

Number of Berths	6
Interior Length	6260mm / 20'6"
Plated M.T.P.L.M	1750kgs / 34.38cwt



NEW Model



* Pre-production estimate for guidance only - may be subject to change.

For 2011 models the method of calculating the MRO and payload figures has changed. Allowances for essential equipment (e.g. gas cylinders) previously allowed for in the user payload are now within the MRO. The provision for a leisure battery has been included within the personal effects payload allowance.

Please refer to the accompanying guide for latest prices, options and full technical specifications.

For more information on the Eddis Odyssey range please visit www.eddis.co.uk

Personalising your Eddis Odyssey 2011 season options

- Alternative fabric option - 'Kascada' or 'Arkara Latte'. (See page 26-27)
- Leather upholstery option (fixed bed models only). (See page 26-27)
- Wraparound seating in lieu of front drawer chest unit with extending occasional table (exc. 656). (Customer also retains chest unit)
- Entertainment Pack (radio upgrade to DVD, satellite connection and solar panel connectivity)
- Robstop security device for use with Winterhoff stabiliser
- BPW iDC (Intelligent Drive Control) anti-snaking device
- Weight plate upgrade (nil cost)



Extending occasional table as standard



Or choose optional wraparound seating





Crusader Tornado shown with optional 'Mocha Madras' leather upholstery



Crusader Tempest kitchen



Crusader Tornado bathroom



Crusader Supersirocco award-winning double shower

Eddis
crusader

The Crusader is quite unlike any other caravan. With unmistakable styling inside and out, our top-of-the-range line-up has been turning heads for 35 years.

To celebrate its milestone anniversary, we've taken the best and made it even more thrilling with a staggering new specification to leave you speechless!

Luxury as
Standard





New interior design and luxurious 'Arkara Latte' upholstery, with optional 'Kascada' ①, 'Hampton' ② and 'Mocha Madras' ③ Leather fabric choices



Cocktail cabinet and dedicated TV storage (extending arm to watch TV from lounge or bed)



New dual fuel hob



'Cappuccino Stone' granite effect worktops



CD radio tuner and DVD with satellite and solar connectivity as standard



New domestic style patterned wallboard



for 2011 season

-  **GRADE III THERMAL INSULATION** for guaranteed all weather comfort
- Flush fit Seitz privacy windows as standard, with grey-tint window replacement as nil-cost option
- Alde Hydronic Compact 3010 24-hr programmable radiator heating system with combined water heating, optional telemetric controls and digital clock display on single and twin-axle models
- BPW iDC anti-snaking device as standard on single and twin-axle models
- Diamond Standard wheel lock (2 on twin axle models)
- Jack provided for twin axle models
- Upgraded sports alloy wheels
- Metallised twin reverse and fog lights with carbon fibre sports-styling surround
- High mounted LED stoplight with carbon fibre surround
- Additional exterior access locker door (Superstorm and Supersirocco)
- Third exterior access locker door (Supercyclone)
- New exterior graphics
- New streamlined smooth side exterior
- High security entrance lock with retractable key fob
- DVD with satellite and solar connectivity as standard
- 12V/240V outlet socket for awning
- New interior design and luxurious 'Arkara Latte' upholstery, with optional alternative 'Kascada' or 'Hampton' fabric choices
- Sumptuous 'Mocha Madras' leather option (fixed bed models)
- Wraparound seating option in lieu of chest of drawers (Customer also retains chest unit)
- New domestic style patterned wallboard
- Improved LED lighting, now including LED kitchen lighting and LED directional reading lamps
- New easy-access drop-down seat bases for bulky item storage
- New style locker doors in 'Noce Prosecco' with brushed Aluminium handles with resistance door catches
- Deeper lockers with removable shelving
- Additional shelves in kitchen and bathroom
- Walk-in effect wide-opening wardrobe with multiple hanging options (Tornado only)
- Cocktail cabinet with LED back-lit opaque feature glazing, dedicated TV storage area and extendable TV bracket (Supercyclone and Supersirocco)
- New class-leading 40mm deep 'Cappuccino Stone' granite effect worktops
- Contrast 'Dark Chocolate' bamboo-effect easy clean heavy-duty vinyl flooring
- New dual fuel hob with 800W electric hotplate and 3 gas burners with durable smoked glass cover/additional worktop
- Improved brushed steel-effect microwave and surround with digital display
- 'Anthracite' kitchen splashback
- Higher bed frame with deeper oak-effect bed base and deeper memory foam mattress with Coolmax® technology
- Co-ordinating headboard and baffleboard for greater comfort and style (fixed bed models)
- New bathroom sink with worktop-mounted chrome tap giving greater sink volume and ease of use (selected models)
- Heated towel rail in bathroom
- Additional towel hooks in bathroom
- Airing cupboard (Supersirocco only)



Larger lockers with removable shelves

comfort

- **GRADE III THERMAL INSULATION** for guaranteed all weather comfort
- 7'6" overall width
- Entrance door flyscreen
- Fully double glazed opening windows with night ventilation position
- Exterior 2-part door with interior moulded liner, window, blind and wastebin with high-security locks
- Class-leading quality sprung upholstery with curved bolster cushions
- Wide-opening spring-assisted beech slat bases on all bunks and beds for easy access
- Seat bases with front access and space for bulky items
- Seat backrest ventilation boards to help prevent condensation
- Higher bed frame with deeper oak-effect bed base and deeper memory foam mattress with Coolmax® technology
- Co-ordinating headboard and baffleboard for greater comfort and style (fixed bed models)
- Easy-lift fixed bed with gas struts for easy-access storage
- Improved comfort bunks and convertible beds
- Removable 'Everest Twist' luxurious loose fit carpet
- 'Dark Chocolate' bamboo-effect easy clean heavy-duty vinyl flooring
- Heki Deluxe large tilting panoramic rooflight with pleated blind and separate flyscreen
- Flush-fit Seitz privacy double-glazed opening windows with night ventilation position, with clear window replacement nil-cost option
- Easy clean Seitz blinds and flyscreens to all windows
- Alde Hydronic Compact 3010 24-hr programmable radiator heating system with combined water heating, digital clock display on single and twin-axle models with optional telemetric controls

entertain

- Five 230V sockets
- 12V/240V outlet socket for awning
- 2 TV points with dedicated 230V, 12V, satellite TV and coax aerial sockets
- Status 530 directional TV aerial
- AM aerial
- Pioneer CD radio tuner with iPod and mp3 connectivity and speakers
- DVD with satellite and solar connectivity as standard
- Free standing dining table extension with dedicated storage location
- Cocktail cabinet with LED back-lit opaque feature glazing, dedicated TV storage area and extendable TV bracket (Supercyclone and Supersirocco)

cook

- External gas barbecue point
- Omnivent extraction unit in kitchen
- Domestic style Spinflo Midi Prima oven with 2 shelves, illumination and electronic ignition with pan storage below
- New dual fuel hob with 800W electric hotplate and 3 gas burners with durable smoked glass cover/additional worktop, plus chopping board
- Modern 'Anthracite' kitchen splashback
- Vented, in-built 700W microwave with stainless steel finish and co-ordinating surround
- Electronic ignition, digital control 175L fridge freezer with 'Anthracite' door finish and LCD controls (twin axle models)
- Electronic ignition, digital control 115L fridge with 'Anthracite' door finish and LCD display (single axle models)
- Stainless steel sink with integral drainer for easy cleaning
- Improved LED kitchen lighting
- Polished chrome fittings and taps
- Double electric socket in kitchen

wash

- Alde Hydronic Compact 3010 24-hr programmable water heating, with optional telemetry link
- Whale Premium high flow on-board pump with carbon filter for improved water flow to shower and sinks
- Vanity areas with LED downlighting, shelves and dedicated sockets for hairdryer and appliances (selected models)
- Illuminated vanity mirror in bathroom
- Full length dressing mirror (selected models)
- New bathroom sink and worktop-mounted chrome tap giving greater sink volume and ease of use
- Polished chrome fittings, mixer taps and separate shower taps
- Fully lined single shower cubicle (Tornado, Superstorm, Cyclone and Tempest)
- Luxury class-leading, award-winning 'Rimini' double shower cubicle (Typhoon, Supersirocco and Supercyclone)
- Ensuite bathroom and separate toilet configuration, with sleeping area divider (Cyclone only)
- Separate shower mixers with adjustable head positions
- Domestic style bathroom door with mortice lever lock
- Multi-directional rooflight with flyscreen and blind
- Thetford C250 electric flush toilet
- Multi-directional clear rooflight
- Inboard semi-rigid fresh water pipes
- Large bore under-slung rigid waste pipes with offside outlet



The unique Crusader Tempest with side dinette to seat four (converts to domestic size single bed)



Crusader Tempest - view to rear

Get more out of caravanning with Eddis

GUARANTEED ALL WEATHER COMFORT



GRADE III THERMAL INSULATION



New Alde central heating with optional telemetric controls



Tempest triple bunks (which lift for storage of bikes etc)



Supersirocco airing cupboard



175L fridge-freezer



Supersirocco storage rack

style

- New exterior graphics
- Upgraded sports alloy wheels
- Fresh new interior design with co-ordinated luxurious 'Arkara Latte' soft furnishings
- Optional alternative 'Kascada' or 'Hampton' fabric choices
- Sumptuous 'Mocha Madras' leather option (fixed bed models)
- Wraparound seating option in lieu of chest of drawers (model specific). (Customer also retains chest unit)
- Four co-ordinating scatter cushions plus bolsters as standard
- New style locker doors in 'Noce Prosecco' with brushed Aluminium handles with resistance door catches
- New class-leading 40mm deep 'Cappuccino Stone' granite effect worktops
- Twin curtain track for improved hanging and ease of use
- Co-ordinating headboard and baffleboard for greater comfort and style
- Improved and stylish LED lighting, now including kitchen lighting and directional reading lamps, plus LED rooflights and ambient downlighting

security

- Smoke alarm
- PIR and tilt-sensor alarm system
- Gas regulator for Propane and Butane bottles mounted on front bulkhead
- Isolation taps for gas appliances
- Entrance step and removable entrance mat with tray
- CRiS identity number etched to windows and caravan chassis
- Concealed security data chips within caravan construction
- High security entrance lock with retractable key fob
- All models comply with British and European safety standards

practical

- Class-leading BPW Swing V-tec chassis for improved towing stability
- BPW iDC (Intelligent Drive Control) anti-snaking device as standard
- Winterhoff WS3000 stabiliser
- Shock absorbers as standard on single and twin axle models
- Diamond Standard wheel lock (2 on twin axle models)
- Jack provided for twin axle models
- Spare wheel (steel) and underslung carrier
- Moulded full height stonechip-resistant GRP front panel with three double glazed opening windows and gas locker door with gas strut and night lights

- Easy action handbrake
- Metallised lights, twin reverse and fog lights with carbon fibre sports-styling surround
- 13-pin 12V car connector
- A-Frame cover with plug tidies
- Exterior 2-part door with moulded interior liner, window, blind, flyscreen and wastebin and high-security locks
- Exterior access battery box with mains electric inlet (battery not included) complete with Satellite / 12V socket
- Gas bottle storage designed to take new BP Light bottles and steel containers
- Additional exterior access locker door (Superstorm and Supersirocco)
- Third exterior access locker door (Supercyclone)
- Large underbed access locker (fixed bed models)
- Fully protected mains electric system with up to five 230V sockets
- 20 Amp switchmode charger / transformer
- 12V LED control panel with battery status meter, master 12V switch and water pump switch
- Power-saving improved LED lighting (up to 80%)
- Awning light
- 25 meter mains hook-up cable
- Fixing points for rear mounted cycle rack
- Wide-opening seat bases with space under for ample storage of larger items

room

Crusader Typhoon

Single axle

Number of Berths 4
Interior Length 5344mm / 17'6"
Plated M.T.P.L.M 1600kgs / 31.42cwt



Crusader Tornado

Single axle

4
5599mm / 18'5"
1618kgs / 31.78cwt



Crusader Supersirocco

Twin axle

4
6260mm / 20'6"
1820kgs / 35.75cwt



Crusader Cyclone

Twin axle

Number of Berths 4
Interior Length 6260mm / 20'6"
Plated M.T.P.L.M 1820kgs / 35.75cwt



Crusader Supercyclone

Twin axle

4
6260mm / 20'6"
1820kgs / 35.75cwt



Crusader Superstorm

Twin axle

6
6260mm / 20'6"
1870kgs / 36.73cwt




Personalising your Eddis Crusader 2011 season options

- Alternative fabric option – 'Kascada' or 'Hampton'
- 'Mocha Madras' Leather upholstery option (fixed bed models only)
- Wraparound seating in lieu of front drawer chest unit with extending occasional table (model specific). (Customer also retains chest unit)
- Air conditioning (retailer fit)
- Grey-tint windows in lieu of Seitz privacy windows (nil cost)
- Satellite dish

- Telemetry link to Alde central heating (control by SMS via mobile phone)
- 3 Burner gas hob in lieu of dual fuel unit
- 40L onboard water tank, including Wastemaster (retailer fit)
- Robstop® security device
- Weight plate upgrade (nil cost)



Extending occasional table as standard



Or choose optional wraparound seating

Crusader Tempest

Twin axle

Exclusive to Eddis

Number of Berths 6
Interior Length 6260mm / 20'6"
Plated M.T.P.L.M 1860kgs / 36.53cwt



as standard on all Crusader models

For 2011 models the method of calculating the MRO and payload figures has changed. Allowances for essential equipment (e.g gas cylinders) previously allowed for in the user payload are now within the MRO. The provision for a leisure battery has been included within the personal effects payload allowance.

Please refer to the accompanying guide for latest prices, options and full technical specifications

For more information on the Eddis Crusader range please visit www.eddis.co.uk



Elddis

freedom
with flair

Find out more.

Visit www.elddis.co.uk

for 360° videos, product reviews, news,
offers and much more.

The Elddis touring caravan range is available at over 60
carefully chosen retailers throughout the UK. Find your
nearest Elddis specialist and Elddis Premier Retailers*
using our on-line Retailer Locator.

*Elddis Premier Retailers stock a wider range of demonstration models.

Elddis | Delves Lane | Consett

County Durham | DH8 7PE

Tel: 01207 699 000



Buccaneer

If you like what you see here, be sure to check out our
exclusive, limited edition Buccaneer touring caravan range.

www.buccaneercaravans.co.uk



Every Elddis caravan proudly carries the National Caravan Council (NCC)
approved badge of quality.

Elddis is a trademark of The Explorer Group Limited
Company Registration No. 02433663 England & Wales

This brochure does not constitute an offer by Elddis. Elddis reserves the right to, and does alter from
time to time, technical specifications, prices and model ranges as materials, model improvements and
conditions require, and can accept no responsibility for discrepancies between these and subsequent
models shown. This brochure is for guidance purposes only. Please be sure to check our full current
and technical specifications with your retailer before placing your order. Please note that Approved
Retailers are not the agents of Elddis. Accordingly they have no authority to bind Elddis or to make
any representation or undertaking whatsoever on behalf of Elddis. Props shown in this brochure are
for photographic purposes only and are not included in the specification. Bed covers and additional
scatter cushions shown are for demonstration purposes only.

