



NEW HORIZONS **2011**



Contents

New Horizon	2-3
Isabella means quality to the last detail	4-5
Awnings with living space	
Penta Concept & Penta	8-9
Forum	10-11
Commodore Concept.....	12-13
Commodore Royal	14
Opus 300.....	15
To travel is to live	
Ambassador Moonlight.....	18-19
Capri & Capri Lux	20-21
Magnum.....	22
Minor.....	23
Camping all year round	
Snowboy Lux.....	24
All-in-One 420, 360 & 300.....	26-27
Expand your options	28
Frame types.....	29
Details & Materials.....	30-31
Sun canopies	
Eclipse front sun canopy.....	32
Sun Blue	33
Shadow.....	34
Windscreens.....	35
Accessories.....	36-39
Carpets for awnings.....	40
Flooring for awnings.....	41
Measurements, Weights and Tech. Specs.....	42
Isabella Company Contact Details.....	43

New Horizon

Our main objective is to create awnings for real people's holidays. Giving families space to feel the freedom of camping and enjoy the al fresco lifestyle to the full. The choice of your awning is very important to us; we work in harmony with Campers, their caravans and the outdoors so that together we can match the perfect awning to your way of life. We propose awnings that are practical, and above all attractive and inviting. For times when you are alone and for when friends and family come to visit. For all seasons, we have the quality you can rely on. Our inspiration comes from campers, like you, sharing experiences so that Isabella can create products in a class of their own.

Development work never stands still; we invite you to travel with us on our journey towards that new horizon. With Isabella, you have front row seats, and the best views.



Isabella Europe's most prestigious awning manufacturer, designing and developing awnings since 1957. You can recognise an original Isabella awning by the porthole in the door, the hallmark of several generations of top quality.



Explanation of symbols

- IsaTex** IsaTex (exceptionally easy-to-maintain material), 240 g/m²
- IsaLite** IsaLite (remarkably light and easy-to-maintain material)
- Carbon X** Option of lightweight CarbonX frame
- Isacryl** Isacryl (especially breathable material), g/m² is shown by xxx g/m²
- PVC Polyester** PVC/Polyester (intensely resilient and water resistant material)
- Zinox** Option of strong Zinox tubular steel frame



Explanation of technical illustrations

FRONT AND SIDE ILLUSTRATION

- Red line**
Zip for removable and fold-down panels
- Grey window**
Ventilation net with foil cover



BASE DRAWING

- Up/down arrows + number**
Base depth in cm
- Left/right arrows + number**
Base width in cm
- Red line**
Removable and fold-down panels
- Dotted outline**
Canopy
- Black angles**
Door openings



Isabella means quality to the last detail

- Many functional details
- Beautiful product finish
- High Service Level – including after-sales
- Vast Retailer Network
- Comprehensive website with products and inspiration

An Isabella awning radiates a warm atmosphere and practical quality right down to the last detail – important details that make you feel comfortable in, and with, your awning right from the start. On pages 30 and 31, we zoom in on some of the details that put Isabella awnings in a class of their own. The essence of top quality, innovative design and practicality come together in our products. We even care about the little details – because that's what makes all the difference to precious leisure time.

For Isabella, delivering a product is not the end of the story. Our good name carries obligations. An awning is an investment, and Isabella helps you to look after your favourite asset. We do this through a broad-based network of distributors, a professional service department and a comprehensive website where campers can always find useful tips and advice. Our retailer partners have regular fact updates and can share news on products and services through seminars and training most of our retailers have worked with us for many years and have awning displays and stock our products.



A



B

A. Visit Isabella's website for useful tips and advice or inspiration: www.isabella.net

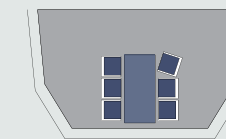
B. If things go wrong, or if you require modifications to your awning, this will be taken care of in Buckinghamshire by our experienced, expert service department. Here, we use the same machinery and the same quality-controlled material used in the manufacture of the product. Just take your awning in to your Isabella retailer or telephone us for our door-door collection service and we'll take care of everything else. For testimonials from many happy customers and more details See: <http://www.isabella.net/uk/support/repair/>



Plenty of scope for furniture and equipment

A depth of 350 cm and the pentagon shape (top illustration) allow for all sorts of furnishing in the Penta awning. Alternatively take a look at the flexible layout of the Forum with the bay front for a dining room (details on page 11).

A 300 cm deep awning has plenty of space for a table and chairs. The styles in this depth, such as Commodore Concept, are often used for touring, utilising the straightforward frame set up and the option of a CarbonX fibre frame.



PENTA
350 cm depth



COMMODORE & OPUS 300
300 cm depth

Awnings with living space



To create the right setting for a holiday with space for the whole family, you need to give some thought to the size of the awning.

You'll need space for dining, playing and storage – in other words, living space.

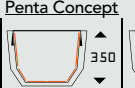
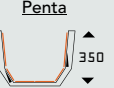
Isabella gives you a choice of several large models with individual options for furniture and equipment.



IsaTex Zinox



Technical specifications

	Penta Concept	Penta
DEPTH (CM)	 350	 350
A-MEASUREMENT FROM-TO (CM)	900-1225	950-1225
PANELS TO BE REMOVED OR DRAWN	Front, side and corner panels	
NUMBER OF DOORS	2	
CANVAS MATERIAL	IsaTex	Isacryl
ALL-ROUND CANOPY	•	
SKYLIGHTS IN CENTRE OF ROOF	•	
MOSQUITO NET	In both sides	In one side
MUD FLAP	Internal	
CURTAIN	Casa	Frame
VERANDA EFFECT POLE	•	
FRAME OPTIONS	Zinox steel frame	
ACCESSORIES	Annex 220, door canopy	

Penta Concept & Penta

- Strong construction for permanent pitching
- Bold five sided shape
- 350cm deep
- Roof skylights and ventilation panel (s)
- All round canopy

Living space with a heart

Penta Concept which is our latest addition is made with exclusive Isatex coated polyester – extremely easy to maintain and geared to withstand the elements for extended periods. The original Isacryl Penta is also available - made with fibre-dyed Acrylic front & side walls that are strong, colour-fast and durable.

The all-round canopy is available on both Penta models and prevents dirt and grime running down the sides, so you can spend your holiday relaxing and on your favourite activities rather than cleaning your awning! When even more space is needed an annex (page 28) can be added. For hot days the foil-covered mosquito net in the side Penta (1) Penta Concept (2) improves the ventilation and helps create the perfect indoor climate while keeping annoying insects at bay.





The unique transparent roof panels and large window panels create a lovely, light atmosphere, where you can enjoy the spacious interior in the company of family and friends.






1. Door canopy see page 39, Annex p. 28 and other options are available p. 38. Plenty of doors and ventilation options, together with the transparent skylight panels, make the Penta models extremely comfortable.



Penta Concept: CURTAIN COLOUR COMBINATION

Casa  Chalk  Slate  Coal 

Penta: CURTAIN COLOUR COMBINATION

Frame  Dot Sky  Tweed 






Isacryl
295 g/m²

Carbon
X

Zinox



Technical specifications

DEPTH (CM)	350
A-MEASUREMENT FROM-TO (CM)	900-1225
INTERCHANGEABLE FRONT PANELS	•
B PANELS TO BE REMOVED OR DRAWN	Front and side panels
NUMBER OF DOORS	5
C CANVAS MATERIAL	Fibre-dyed Isacryl
A MOSQUITO NET	In both sides
FRONT PORCH	•
MUD FLAP	Internal
CURTAIN	Dot Honey
VERANDA EFFECT POLE	•
FRAME OPTIONS	Choose between CarbonX fibreglass and Zinox steel frame
ACCESSORIES	Annex 250, front panel, door canopy, net side, partition wall, Eclipse FSC, gutter



CURTAIN



Dot Honey

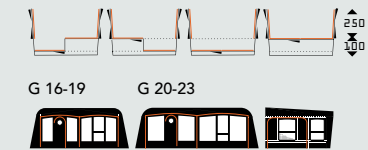
COLOUR COMBINATION



Tweed



Moonlight



Forum

- Eight standard set up options
- Breathtaking ISACRYL colour combination
- Easy Frame assembly
- 350cm Deep
- For siting or touring, CarbonX fibre or Steel frame

Variety is the spice of life

If you like variety, the Forum is the awning for you. You'll enjoy the special bay area which can be created by moving one, or both, front panels inside to create a covered porch along the entire front or just half of the awning. The front panels are also interchangeable, allowing you to position the door in the side of your choice. The design allows you to create a separate space at the front of the awning for greater flexibility when you purchase an extra front panel.

The Forum is a large permanent pitching awning which is equally suitable for touring if you're heading south for a few weeks. The lightweight CarbonX frame means that the awning is easy to assemble. The Forum has a built-in ventilation net panel in the right-hand side panel to make a comfortable indoor climate.

With a depth of 350 cm across its entire width, this model is one of our largest awnings providing an elegant and practical holiday home.




Having lots of options for doors and flexible front panels gives you a free hand to arrange your awning as you wish. Use the standard panels & veranda pole to create layouts and styles for individual holiday needs.

1. An additional front panel (optional extra) provides six more layout options.



IsaTex Carbon X Zinox



Technical specifications

DEPTH (CM)	300
A-MEASUREMENT FROM-TO (CM)	900-1225
PANELS TO BE REMOVED OR DRAWN	Front and side panels
NUMBER OF DOORS	6
D CANVAS MATERIAL	IsaTex coated polyester
A MOSQUITO NET	In both sides
C ADJUSTABLE FRONT VENTILATION	•
MUD FLAP	Internal
CURTAIN	Casa
VERANDA EFFECT POLE	•
FRAME OPTIONS	Choose between CarbonX fibreglass and Zinox steel frame
B ACCESSORIES	Annex 300, door canopy, net side, partition wall, Eclipse FSC, gutter

Commodore Concept

New design, colours & IsaTex material
 For siting or touring, CarbonX fibre or Steel frame
 Ventilation panels in front & both sides
 Easy to clean, easy to assemble, six openings,
 extra wide doors on front panels

Perfect for both permanent pitches & touring

At 300 cm deep, the Commodore Concept awning is spacious enough for the entire family and the extra width door openings in the front provide easy access to get a pram in and out of the awning.

The new model is made of coated polyester, which makes it easy to remove dirt and dust with a quick wipe. This exclusive material has a textured surface adding light and life to the canvas. The large window sections create a bright, friendly room for maximum enjoyment. Integrated ventilation net panels in the front and both side panels generate the best possible indoor climate, wherever your travels take you. The Commodore can be used as a sited awning yet the frame is straightforward for use on quick weekend breaks and touring holidays. Especially for touring, we recommend the ultra-light and very strong CarbonX fibreglass frame.



Plenty of doors and ventilation options create a comfortable and attractive lounge area in the Commodore Concept.

1. For more space two annex options are available (for more details, see page 28).



CURTAIN



Casa

COLOUR COMBINATION



Chalk



Slate



Coal

G 16-18

G 19-20

G 21-23



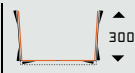


CURTAIN COLOUR COMBINATION



Hyacinth Royal Blue Flax

Technical specifications

DEPTH (CM)	 300
A-MEASUREMENT FROM-TO (CM)	850-1225
^B PANELS TO BE REMOVED OR DRAWN	Front and side panels
NUMBER OF DOORS	6
CANVAS MATERIAL	Fibre-dyed Isacryl
MOSQUITO NET	In one side
ADJUSTABLE FRONT VENTILATION	•
MUD FLAP	Internal
CURTAIN	Hyacinth
VERANDA EFFECT POLE	•
FRAME OPTIONS	Choose between CarbonX fibreglass and Zinox steel frame
^A ACCESSORIES	Annex 300, door canopy, net side, partition wall, Eclipse FSC, gutter

G 14-16 G 18-23



Commodore Royal



The classic Commodore Royal awning promises pleasant times in relaxed surroundings. This model has a foil-covered mosquito net in the right-hand side window and adjustable zipped ventilation panels in both the front panels. These provide plenty of fresh air in the awning on hot days, yet keep the insects out.

Classic Isabella Design
300 cm deep, with easy assembly frame
For siting or touring
Ventilation panels in side and both front panels
Strong, Colour fast, Breathable 295 g/m² Isacryl




CURTAIN COLOUR COMBINATION



Dot Honey Tweed Ice Blue Pearl Blue

Technical specifications

DEPTH (CM)	 300
A-MEASUREMENT FROM-TO (CM)	900-1225
^A PANELS TO BE REMOVED OR DRAWN	Front and side panels
NUMBER OF DOORS	6
CANVAS MATERIAL	Fibre-dyed Isacryl
^B MOSQUITO NET	In both sides
ADJUSTABLE FRONT VENTILATION	•
MUD FLAP	Internal
CURTAIN	Dot Honey
VERANDA EFFECT POLE	•
FRAME OPTIONS	Choose between CarbonX fibreglass and Zinox steel frame
ACCESSORIES	Annex 300, door canopy, net side, partition wall, Eclipse FSC, gutter

G 16-18 G 19-20 G 21-23



Opus 300



Opus 300 – a 300 cm deep awning that is the ideal choice for caravaners who want a larger awning which is equally suitable for permanent pitching and touring. For good air circulation, it has ventilation nets in both sides, these can be left open in most weather conditions as the foil covers shield the vents.

Modern design, with mesh door wings
300 cm deep, with easy assembly frame
For siting or touring
Ventilation panels at the front and in both sides
Strong, Colour fast, Breathable 295 g/m² Isacryl



Confidence for your holidays

All of our awnings are made from the best materials available, you can choose them for permanent pitches or touring, often the pitch size will dictate the depth of awning you can use so we have a selection of 250cm deep models made without compromise.

Touring demands a reliable, strong and stable awning capable of withstanding frequent set-up and dismantling without sustaining damage. At the same time, it needs to be quick and easy to assemble. It should be easy to transport and handle, so weight is important, please see the difference between steel and CarbonX frames.

Isabella has a wide selection of awnings particularly suitable for touring which go the distance. The keywords are strength and lightness combined with practical details to make set-up even easier.

All Isabella awnings come with a heavy-duty bag to hold the awning and the frame which makes handling easier.

To travel is to live



A journey of a thousand miles begins with a single step. Your Isabella will be a step in the right direction, towards that new horizon.




Isacryl
260 g/m²

Carbon
X

Zinox



Technical specifications

DEPTH (CM)	 250
A-MEASUREMENT FROM-TO (CM)	850-1175
PANELS TO BE REMOVED OR DRAWN	Front and side panels
NUMBER OF DOORS	6
CANVAS MATERIAL	Fibre-dyed Isacryl
MOSQUITO NET	In both sides
MUD FLAP	Internal
CURTAIN	Domus
VERANDA EFFECT POLE	•
FRAME OPTIONS	Choose between CarbonX fibreglass and Zinox steel frame
ACCESSORIES	Annex 250, door canopy, net side, partition wall, Eclipse FSC, gutter

Ambassador Moonlight

Quality Flagship model since 1982
 Top choice in the 250cm Deep category
 Large windows, ventilation panels both sides , veranda pole incl.
 For sitting or touring, - Use with panels or without as Sun canopy
 Advanced easy to assemble CarbonX fibre or Steel frame

The Isabella "Ambassador" - often copied never beaten

The new Ambassador Moonlight designed for today with home from home style and colours. Large window panels will let in the light. Mosquito windows in both side panels will let in the air. (Vented windows have zipped foil covering to keep out bad weather when needed). Six practical doorways, extra wide on front panels, will let in the people!

Whether you like to pitch your caravan permanently or use it for touring – quality and functional design are yours in this flagship model. You can choose either of our easy to assemble strong frames, Zinox steel or lightweight CarbonX fibreglass.

All panels are removable on these five piece awnings for easy assembly and so that the roof alone can be used as a sun canopy.





This awning is supplied with a veranda pole so you can fold down any of the four front and side panels.
 1. Matching door canopy (optional extra) (see page 39).
 2. For more space two annex options are available see page 28. Future Annex 250.




CURTAIN

COLOUR COMBINATION

 Domus

 Tweed

 Stone





IsaLite Carbon X Zinox




Technical specifications

	Capri	Capri Lux
DEPTH (CM)		
A-MEASUREMENT FROM-TO (CM)	850-1175	850-1075
PANELS TO BE REMOVED OR DRAWN	Front and side panels	
NUMBER OF DOORS	4	
CANVAS MATERIAL	IsaLite	Isacryl
WINDOW FOIL	Tinted	Clear
MOSQUITO NET	In both sides	In one side
MUD FLAP	Internal	
CURTAIN	Bowline Grey	Hyacinth
VERANDA EFFECT POLE	•	
FRAME OPTIONS	Choose between CarbonX fibreglass and Zinox steel frame	
ACCESSORIES	Annex 250, net side, partition wall, Eclipse FSC	



Capri: CURTAIN



Bowline Grey

COLOUR COMBINATION



Charcoal




Apricot



Grey

Capri Lux: CURTAIN



Hyacinth

COLOUR COMBINATION



Sky Blue



Oxford Blue

Capri



G 14-22



Capri Lux



G 14-18



G 19-20



Capri Grey & Capri Lux Blue



Perfect for everyday caravanning

The new Capri model is the perfect full awning for touring. The coated polyester material is easy to clean, and lightweight for easy handling. The new printed roof material is fresh, washable and easy to live with. With the panels zipped in the tinted window foil reduces the bright sun rays, and makes the awning a pleasant place to be. The mosquito net window with outside foil cover gives good ventilation.

Capri Lux is a natural choice – it's especially suitable for touring, and built to withstand the wet conditions often experienced in spring and autumn. The canvas is a fibre-dyed acrylic that is strong, breathable and colour fast.



NEW



The Capri models come with a veranda pole included to enable panels to be half unzipped. With four doors, extra wide at the front and a long front canopy everyday comfort is assured.

250cm deep, easy to assemble
Ventilation panels, veranda pole included
Use with panels or without as Sun canopy



Magnum



The Magnum is the most popular porch Isabella have ever made and is given a striking new look using a new style and fresh materials. The concept coated polyester material is distinctively textured for appearance and performance. New tinted window foil brings the look right up to date. Magnum now comes with two ventilation net windows and Luxury Casa "sateen" curtains.




IsaTex
Carbon X

Improved lightweight CarbonX frame system
Five piece porch - fits most caravans
Superb colour scheme in new IsaTex Material
Unbeatable seal to the caravan side
Great size and an annex can be added too!

Technical specifications

WIDTH BASE (CM) x DEPTH (CM)	340 x 230
USE	From early spring to late autumn
PANELS TO BE REMOVED OR DRAWN	Front panel and side panels
NUMBER OF DOORS	4
CANVAS MATERIAL	IsaTex coated polyester
MOSQUITO NET	In both sides
MUD FLAP	Internal
CURTAIN	Casa
VERANDA EFFECT POLE	•
FRAME	CarbonX fibreglass
ACCESSORIES	Annex 220 Future and tall styles, Magnum Eclipse FSC

The Magnum is suitable for caravan heights of between 235 and 250 cm.



Minor Moonlight



Technical specifications

WIDTH BASE (CM) x DEPTH (CM)	260 x 200
USE	From early spring to late autumn
PANELS TO BE REMOVED OR DRAWN	Front (optional veranda pole)
NUMBER OF DOORS	2
CANVAS MATERIAL	Fibre-dyed Isacryl
MOSQUITO NET	In one side
MUD FLAP	Internal
CURTAIN	Frame
FRAME OPTIONS	CarbonX fibreglass

The Minor Moonlight is suitable for caravan heights of between 235 and 250 cm.



The Minor model is available with exclusive CarbonX, a lightweight and easy to assemble frame. The Minor has a panoramic front window sewn into a removable front panel. There is door access on both sides, plus a ventilation net window in one side that can be weatherproofed by zipping the foil window cover into place.




Isacryl
260 g/m²
Carbon X

Improved CarbonX frame system
Fits most caravans
Panoramic front window and side panel ventilation
Unbeatable seal to the caravan side




PVC Polyester Zinox



CURTAIN COLOUR COMBINATION
 Firenze Marine Grey

Technical specifications

WIDTH BASE (CM) x DEPTH (CM)	240 x 130
USE	All year round
NUMBER OF DOORS	2
CANVAS MATERIAL	PVC/Polyester
MUD FLAP	External
CURTAIN	Firenze
FRAME OPTIONS	Zinox steel poles
ACCESSORIES	Inner roof, winter securing set



The Snowboy Lux is suitable for caravan heights of between 235 and 250 cm.



Snowboy Lux

- Strong construction and pitched roof for all weather use
- Strong easy clean polyester/PVC
- Unbeatable seal to the caravan side
- Door openings on both sides, zipped ventilation

Thanks to the heavy-duty materials, a special roof angle to prevent the build-up of snow, an extra wide external mud flap, a strong steel frame, flexible pegging and window foil designed to withstand extreme temperatures, Isabella's Snowboy Lux winter awning will stay the course – whatever the weather.

Camping all year round




Caravanning in winter is a brilliant experience, and with the luxury of modern caravans, winter camping is warm and comfortable. Imagine waking up one morning with the temperature at -5°C and radiant sunshine, and your only dilemma is the choice between cross-country and downhill skiing...

The awning is a room to protect you from the wind, and makes a great place to store your winter sports gear. You can take off your ski suit in the awning, too, so you don't bring snow into the caravan.



The extra wide external mud flap is perfect for camping in the snow. The snow even sits on the mud flap and draughtproofs the awning.

- For temperatures as low as -24°C
- A wide external mud flap provides draught-proofing
- The roof angle ensures that the snow slides off easily
- Tight seal to the caravan
- Strong, durable materials



Technical specifications

WIDTH BASE (CM) x DEPTH (CM)	UNI 420 440 x 230
USE	All year round
PANELS TO BE REMOVED OR DRAWN	Front and side panels
NUMBER OF DOORS	3
CANVAS MATERIAL	IsaTex coated polyester
ADJUSTABLE FRONT VENTILATION	•
MUD FLAP	External
CURTAIN	Casa
VERANDA EFFECT POLE	•
FRAME OPTIONS	Zinox steel poles
ACCESSORIES	Annex 220, door canopy, inner roof, winter securing set

The All-in-One 420 is suitable for caravan heights of between 235 and 250 cm.



NEW ●




All-in-One 420



The All-in-One 420 model has been updated with new design features and materials. The coated material will perform well in all weather conditions and will be easy to clean after use. With the new removable side panel design there is also the option of adding an annex, or a door canopy for shelter at the entrance. Be prepared in our part awning for all seasons.

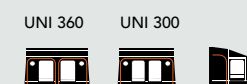
- Strong construction and pitched roof for all weather use
- Strong coated material
- Unbeatable seal to the caravan side
- Removable front and side panel



Technical specifications

WIDTH BASE (CM) x DEPTH (CM)	UNI 360 360 x 230	UNI 300 320 x 230
	All year round	
USE	All year round	
PANELS TO BE REMOVED OR DRAWN	Front	
NUMBER OF DOORS	4	
CANVAS MATERIAL	Fibre-dyed Isacryl	
MUD FLAP	External	
CURTAIN	Firenze	
VERANDA EFFECT POLE	•	
FRAME OPTIONS	Zinox steel poles	
ACCESSORIES	Inner roof, winter securing set	

The All-in-One models are suitable for caravan heights of between 235 and 250 cm.



All-in-One 360 & 300



Camping in the spring and autumn is becoming more and more popular. These two models match the requirements of the seasons for strength and stability and extend the camping season for permanent pitch caravanners.

The two supplied support poles press the sewn-in foam pads securely against the side of the caravan to eliminate any draughts, and the extra wide external mud flap is yet another bonus for those who enjoy camping all year round.



Complete with our winter securing set and inner roof if required, they can be used all year round. Both are available as optional extras (see page 39).

- Strong construction and pitched roof for all weather use
- Strong colour fast Breathable 295g/m² Isacryl
- Unbeatable seal to the caravan side
- Removable front panel, four door openings



Expand your options

Make more space for storage or sleeping. Isabella offers various types of annexes: The "Tall" models each have a maximum height and full steel frame, or the "Future" models with only one pole for speedy assembly come with an inner tent included. All our annexes come with a clever extra zip so that the awning side panel can be used at the same time.

1. ANNEX 300 - TALL
Fits: Commodore Concept, Commodore Royal & Opus 300 as well as some older models.

Ground: 280 x 130 cm · Material: Coated polyester · Removable front panel with two doors and an inset ventilation zip · mudflaps for draught protection · optional inner tent.

2. ANNEX 250 - TALL
Fits Forum, Ambassador Moonlight, Capri, Capri Lux as well as some older models · Ground: 230 x 130 cm

ANNEX 220 - TALL (høj)
Fits Penta Concept, Penta, Magnum and All-in-One 420
Ground: 200 x 130 cm

Material: Coated polyester · Large foil-covered ventilation net window and a door to the outside · mudflaps for draught protection · optional inner tent.

3. ANNEX 300 - FUTURE
Fits: Commodore Concept, Commodore Royal & Opus 300 as well as some older models. Ground: 280 x 135 cm

ANNEX 250 - FUTURE
Fits Forum, Ambassador Moonlight, Capri, Capri Lux as well as some older models · Ground: 230 x 135 cm

ANNEX 220 - FUTURE
Fits Penta Concept, Penta, Magnum and All-in-One 420
Ground: 200 x 135 cm

Lightweight aluminium frame – Simple one pole assembly! · Material: Coated polyester · Covered ventilation nets in both sides sealed to leave open in most weathers · mudflaps for draught protection · Inner tent with two side vents included with all Future annexes.

Please specify awning model and year when ordering an annex.

4. Partition wall for annex
Material: Cotton · Please specify awning model when ordering.

5. Inner tent
Ground: 200 x 130 cm (fits small double airbed) · Material: Cotton with fixed PVC base · comes with adjustable straps fitted and is also suitable for use in awning.

Stable construction

Carbon-X™ fibre frame

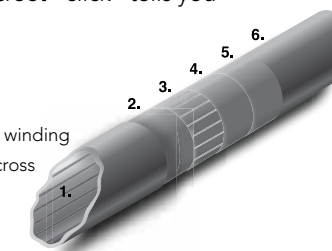


CarbonX frame – a carbon-fibre reinforced fibreglass frame, is suitable for both permanent and touring caravanning. Carbon Fibres are combined with glass fibres in varying amounts, according to pole diameters, to offer maximum strength. The frame is light and fully corrosion-resistant. All CarbonX frames are supplied with the IsaFix locking mechanism. With IsaFix in place, keeping the frame in position is easy. With one press of the hand grip, a discreet "click" tells you IsaFix is locked in position.

CARBON-X LAYERS

1. Lengthwise fibreglass reinforced with carbon
2. Cross winding
3. Lengthwise fibreglass

4. Clockwise cross winding
5. Anti-clockwise cross winding
6. Lacquer





Zinox™ tubular steel frame



The Zinox steel frame is hot galvanised both inside and out to extend its life and to meet all load bearing requirements. The steel frame is made of ISO-certified high-strength steel. The strength of the Zinox steel frame makes it particularly suitable for pitching your caravan permanently – and it is included with all All-in-One and winter part awnings, because caravanning in the off-peak seasons demands great structural stability due to weather conditions such as strong winds and snow.

ZINOX LAYERS

1. Transparent lacquer
2. Aluminium/zinc
3. Steel
4. Aluminium/zinc
5. Transparent lacquer



Extra help

A.
ISAFIX™ locking clamp included on all 2011 CarbonX frames or update your own fibreglass frame! IsaFix can be fitted easily to any Isabella frame, replacing telescopic couplings and wing nuts for quick and efficient assembly of the awning frame.

B.
FIXON II™ – screwless brackets. Included with all Isabella awnings and sun canopies. Designed for better positioning of roof poles on any model of caravan, these will ensure superior tensioning and reduce wear.

C.
HERCULES TWIN™ – the ultimate aid for tensioning. Easy to use & adjustable for all types of poles (incl CarbonX and Fibreglass) 22–26 mm. Patented. Optional extra.






Details & Materials

Strong, durable materials
Well-thought-out, useful details
Exclusive finish
Built to withstand the elements
Practical
Easy set-up

- A. Exclusive Typhoon™ storm sash supplied as standard with many of Isabella's awnings.
- B. DropStop™ rain grommets are fitted to all rivets in the roof.
- C. FixOn II™ screwless brackets designed for better tensioning - with easy positioning - are supplied with all Isabella awnings, porches and sun canopies.
- D. Heavy-duty hard-wearing reinforcements (double thickness in some places) reduce wear and tear.
- E. Door ties with press studs for all Isabella awnings.
- F. Curtain system. Isabella has developed a special curtain system, for material that hangs perfectly, with the pattern inside or out whichever you prefer, and allowing curtains to be easily taken down and put up.
- G. IsaFlex™ pegging elastics with great elasticity and strength are supplied with all Isabella awnings, porches and sun canopies.
- H. The welded-on lattice on the inside of the windows provides strength and is easy to clean.
- I. The double wing, with separate beading and seam detail, ensures our awnings will fit all caravan shapes.
- J. Exclusive storage and transport bags for awnings, along with frame bags and peg bags, are supplied as standard. All Isabella awnings are also supplied with curtains, draught skirt and standard wheel arch cover with press studs as well as comprehensive instructions and detailed frame assembly drawings.
- K. All D-rings are sewn with internal PVC reinforcement to resist the tension of the pegging elastics.
- L. The curve of the roof is designed and sewn to ensure the best possible fit, a minimum of folds and better tensioning of the awning.
- M. Storm Securing PVC triangles are firmly sewn under windows for optimum position of IsaLink™ to protect the awning in harsh conditions.
- N. Substantial four way zips, always run smoothly. Hard wearing and always covered to protect from sun and rain.
- O. Internal mud flap prevents drafts in the awning. Laying carpet over the mud flap makes an effective draft excluder. It also produces the correct tension in the pegging elastics.
- P. All Isabella awnings have ventilation panels; some are fitted with extra panels and/or mosquito net(s) in the side, these reduce condensation and create the best indoor climate.
- Q. Regulator tabs in the corners and spiked shoes on the poles ensure uniform tensioning and reduce wear and tear "locking" the canvas and frame together.
- R. The double-folded seams in the roof are sewn using our specialist sewing machines to guarantee a 100% straight & waterproof seam for a better shape roof.



Isabella means quality to the last detail

We all know the feeling... that little bit extra is what tells you immediately that a product is of high quality. Here, we highlight a few of the details that put Isabella awnings in a class of their own...



Materials (g/m ²)	100% polyester		100% acryl		65% polyester 35% PVA		28% polyester 72% PVC		23% polyester 77% PVC		20% polyester 80% PVC	
	A	B	B+C	B	A	A	B	C	A	C		
Roof (A)-Canvas (B)-Base (C)												
PENTA CONCEPT			240	285	285							
PENTA				295	285							380
FORUM				295	285							380
COMMODORE CONCEPT			240	285								
COMMODORE ROYAL				295	285							380
OPUS 300				295	285							380
AMBASSADOR MOONLIGHT				260	285							380
CAPRI	240		195									
CAPRI LUX	240			260				350				
MAGNUM & ALL-IN-ONE 420		240		285								380
MINOR	240			260				350				
ALL-IN-ONE 360, 300				295	285							380
SNOWBOY LUX						325	335			520		380
SUN BLUE	195		195									



Details & Materials

1. Many Isabella awnings with front and sides made from acrylic use our very own fibre-dyed, textured-weave, durable fabric – which we call Isacryl. Isacryl has the highest achievable fade-resistance thanks to the pigmentation method. The density of the weave plus the impregnation all the way through prevents water ingress. Nevertheless, Isacryl is a breathable material, which makes the best possible indoor climate in the awning.
2. In the two Concept models, the Magnum and All-in-One 420, the front and sides use a strong, coated polyester material with an attractive textured pattern. This material has been developed exclusively for and by Isabella in conjunction with one of Europe's leading textile manufacturers – we call it IsaTex. The benefits of IsaTex include its extreme durability, stunning good looks both inside and out and, perhaps best of all, it is easy to maintain, as the material can simply be wiped clean.
3. Many Isabella awning roofs are made of strong, coated polyester, with an added top coat to help prevent the build-up of dirt. The roof fabric is impregnated and stitched with double-folded seams to guarantee it will withstand even heavy rainfall. The inside is patterned to create a pleasant indoor environment, but this also helps make any marks or fallen leaves etc less noticeable.




Eclipse

Accessories and details

A. The Side panel (optional extra) for Eclipse is easily assembled using plastic connecting strips. One model side panel can be used on either the left side or right side. Sorry sides are not available for the narrower Magnum Eclipse.

B. Tectum Pro is a revolutionary new connection system for simple click assembly.

C. F-links to be added to the awning poles.



Technical specifications

DEPTH (CM)	225 / Magnum: 216
SIZE FROM-TO	G14-G21
TYPE	Front sun canopy
MATERIALS	IsaLite
FRAME	CarbonX with Tectum Pro system and F-link
OPTIONAL EXTRA ALSO AVAILABLE	Side Panel Magnum Eclipse, 216cm deep

Introducing Eclipse, a user-friendly sun canopy to use on the front of your awning, or attach to your caravan for overnight stays, using FixOn II. This easy to assemble model is a masterpiece of design and engineering. 1) the F links attach to your awning frame the CarbonX poles click into the Tectum Pro, 3) the coated polyester roof connects to the frame with sewn in Velcro strips.



Simple, lightweight pole system
Revolutionary connection components
Quick, user-friendly set-up
Fits all Isabella awnings and Magnums from the year 2000 onwards (except Penta models)



Details

A. The sun canopy is fitted with D-rings at the front corners to attach guy ropes, especially when the side panels are removed.

B. For added protection on breezy days secure the front poles in the zip pockets.

Technical specifications

DEPTH (CM)	250
A-MEASUREMENT FROM-TO (CM)	800-1175
TYPE	Sun canopy
MATERIAL	IsaLite
STANDARD	Right and left side
FRAME OPTIONS	Choose between CarbonX fibreglass and Zinox steel frame


Sun Blue



We love the sun, but on hot days it's nice to have a bit of shade. The Sun Blue gives you this with style. It is complete with two curved side panels to zip in or out as your mood and the weather changes.

Right and left sides supplied as standard
Zip pockets connect the sun canopy to the frame
CarbonX fibreglass or Zinox frame
Easy-to-maintain coated polyester material
Bright summer colours





Shadow



Shadow is available in five widths they can each be assembled and dismantled in minutes. The smallest sizes can be used as a side canopy on most Isabella awnings, connecting under the side harlequin using a Plastic strip. For extra shelter and protection from the sun, a net front and/or net side can be purchased (optional extras).



Touring sun canopy

Accessories and details

A.

For extra shelter and protection from the sun, a net front can be purchased (optional extra). The net has a sun-reflecting surface on the outside, making it easy to look out, but difficult to look in. The net front is available in the appropriate widths and can also be used with other makes of caravan canopies.

B.

For wind protection, a right or left net side can be purchased (optional extra).

C.

The net side is supplied with a roof pole & the new "Tectum" system, the click multi-connector for easy assembly.

Technical specifications

DEPTH (CM)	200
WIDTHS	500, 400, 360, 300 or 240 cm
TYPE	Touring sun canopy
MATERIAL	IsaLite
FRAME	Heavy-duty CarbonX fibreglass poles (240/300: 2 poles - 360/400/500: 3 poles)

- Very fast set-up
- Available in five different widths
- Can also be used as a side canopy for an awning
- Net front and net side (optional extras)
- Light, coated material

Windscreens

All windscreens from Isabella are supplied standard with poles (including rafter poles), guy ropes, pegs and the Stabilo system.

A. Crystal 4-sided. Measurements: 460 x 120 cm · Material: PVC/mesh · Colour: Tweed · Standard: CarbonX poles

B. Armour 4-sided. Measurements: 460 x 120 cm · Material: Coated polyester/mesh · Colour: Charcoal · Standard: CarbonX poles

C. Sun 3-sided. Measurements: 460 x 130 cm · Colour: Grey · Material: Coated polyester · Standard: Zinox poles.

D. Acrylic 3-sided. Measurements: 460 x 130 cm · Colour: Tweed · Material: Acryl · Standard: Zinox poles.

E. Flex 3-sided. Basic measurements: 460 x 140 cm · Colour: Steel Blue/Ice Blue · Material: Coated polyester · Standard: Zinox poles.

E. Extra sections for Flex. The basic model may be extended as required by adding more zipped panels to the middle · Panel measurements: As centre panel on basic model (2), with slanting window (3, 5) and plain coated polyester (4) · Panel measurements: 154 x 140 cm · Standard: Zinox poles.



The Stabilo system comprises loose earth spikes and support feet. The system ensures that windscreens remain securely in place at all times. Supplied as standard with all Isabella windscreens. The support feet are also available separately for use with awnings.





A



- A. NEW! Exclusive upholstered cushion in strong acrylic, to fit most folding chairs. The tubular stitching gives the cushion flexible seat depth. Available in three colours: Sand, Stone and Blue, to match the awnings. Measurements: 120 x 48,5 cm.
 - B. This soft, warm luxurious Isabella blanket (180 x 130 cm) will keep you warm on a cool evening and is ideal for picnics. The logo embroidered blanket is fleecy soft on the inside with a suede-effect outer. It is made of a stain resistant microfibre material and has deluxe hemmed edges.
 - C. The lamp-shade is available in three different colour schemes: Illumi (see far right page), Frame and Hyacinth.
- Isabella tablecloths have a stain-resistant, water-repellent surface and are available in two designs: Frame or Hyacinth design. Measurements: 110 x 160 cm.



B

Adding the finishing touch

- Cushions, tablecloths, lamp-shades
- Organisers
- Window and door canopies
- Winter safety equipment
- and much more besides

Matching furnishings

Isabella has a large range of furnishings for even more style in your awning, as well as a wide selection of practical, functional accessories to make your camping holiday even more comfortable.

LAMP-SHADE & TABLECLOTH:



Frame



Hyacinth

Illumi lamp-shade






- A.** With Tall Organizer™, you can keep all those little holiday items controlled. They will always be easy to find here! It is made of coated polyester with individual transparent foil pockets which allow the contents to be seen. Tall Organizer is fitted to the FixOn profile using ThermoFix fittings and its dimensions are W 80 x H 215 cm.
- B.** Top Organizer™ is a practical storage net that can be hooked onto extra roof rafter poles (also available as optional extras). The straps are adjustable; it is made of black mesh/polyester with a maximum carrying capacity of 5 kg. Use it to store all the holiday things you want to have at your fingertips, sun lotion, playing cards and magazines.
- C.** Low Organizer™ is a practical, useful storage space, for magazines, shoes etc. It fits onto the side of the caravan, is made of coated polyester and comes in a choice of sizes.
- D.** Stormsecuring set. Works with the frame of the awning does not touch the material at all and can be used inside or outside the awning space.
For most awning sizes a pair of storm bands is sufficient, one at each front corner.

- E.** Alpha 123™ awning cleaner removes water stains and algae, etc., and can be used to clean whole roofs and panels. We advise you rinse thoroughly & treat material with AquaTex reproofing spray afterwards.
- F.** AquaTex™ reproofer. We recommend you clean the awning with clean water and if necessary Alpha 123 before treatment with Aquatex. This spray can also be used on the caravan channel to assist when assembling the awning.
- G.** Isabella peg remover. This little tool makes removing the pegs from the ground quick and easy. A great help when it's time to dismantle the awning.
- H.** Hercules Twin™ - the ultimate aid for tensioning. Easy to use & adjustable for all types of poles (incl CarbonX and Fibreglass) 22–26 mm. Patented. Optional extra.


Wide selection of accessories



With Band-it™ softgrip, the window canopy is quick and easy to fit. Band-it is made from a material that does not deteriorate over time and will not scratch the grab handles of your caravan. These grips can also be purchased separately as replacements for all older window canopy frames.



- J.** Window canopy with sun filter keeps out the sun but provides an unrestricted view. The canopy is available in two widths: 190 cm or 215 cm in charcoal. The pole construction is very simple, and it fits almost all caravans. With Band-it™ softgrip, the window canopy is quick and easy to fit.
- K.** The window canopy in coated polyester and in a width of 190 cm is available in two colourways: grey with a navy blue or charcoal leading edge. The window canopy's simple pole construction fits most caravans and uses Band-it™ softgrip.
- L.** Aluminium roof gutter with downpipe. Fitted beneath the harlequin trim on most models; prevents dirt and water from running down the sides. Available in lengths of 300, 350 or 400 cm.
- M.** NEW! Coated polyester partition wall with window, available in two sizes to fit all Isabella awnings with a depth of either 250 cm or 300 cm. Optional curtain hanging directly on the partition wall using curtain clips (optional extra).



- N.** NEW! Net side for mounting on the side rafter pole means the entire side panel can be quickly unzipped and replaced with a complete mosquito net side. This is especially beneficial in a hot climate, where good ventilation is a must. The net side is available for awnings with 3 m or 2.50 m deep sides.
- O.** An inner roof minimises condensation and is recommended for caravanning in the off-peak seasons. Fitted using Thermo-Fix fittings and available only for all All-in-One and winter awnings.
- P.** A door canopy offers shelter at the entrance and is available in colours to match Isabella awnings. (Illustrations: left, Ambassador Moonlight; right, Penta).
- Q.** If you dream of caravanning in winter, we recommend using a winter securing set to protect your awning and frame in heavy snowfall. It consists of two additional rafter poles, FixOn II and three support poles (shown in blue). Available for all All-in-One part awnings and winter awnings.



Our quality carpets are made in a smooth-woven combination of nylon threads, spun with PVC and finished in a heat press, so they can be fitted to any awning and even trimmed without fraying; they are lightweight and can be easily folded and cleaned.

ISABELLA-LINE



Grey Shine 2,5-3,0-3,5 m

BOHUSLÄN PLUS



Pearl 2,5-3,0 m



Graphite 2,5-3,0 m




Blue 2,5-3,0 m

NEW! BASIC



Grey 2,5 m

HALLAND open weave carpet



Graphite 2,5 m



Isabella - made by Bolon



In collaboration with Bolon, we have designed a range of carpets that will match your Isabella awning perfectly - "Isabella - made by Bolon".

Bolon is an eco awarded factory committed to providing lead free carpets in a choice of quality to suit your camping needs.



Layer upon layer for sited awning comfort

A. Start by laying GroundCover over an area bigger than the awning to protect the mudflaps and awning materials.


Then lay IsabellaFloor over the entire awning area, remember the edging strips for a neat finish especially in doorways.

A ComfortCarpet keeps the heat in and is soft and comfortable to walk on.

Finally, lay a Bolon awning carpet for a beautiful finish that's easy to keep clean.



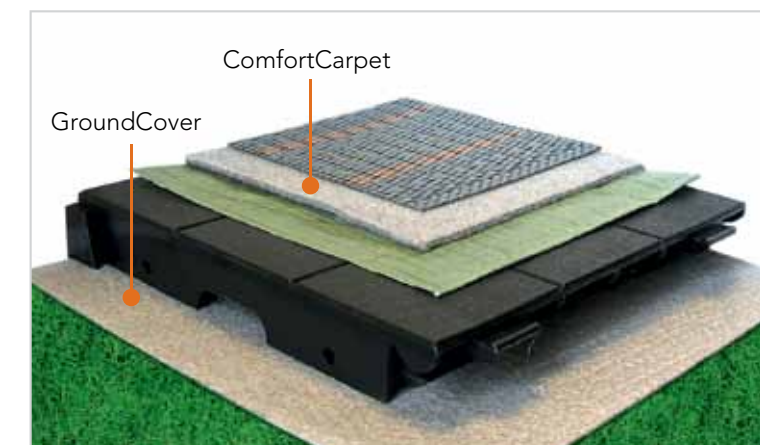
IsabellaFloor uses a unique interlocking system.



With the option to purchase different types of edges for IsabellaFloor, you can create a beautiful finish.

Flooring for comfort

GroundCover™ & ComfortCarpet™



GroundCover and ComfortCarpet – designed to enhance your comfort and enjoyment.

GroundCover is the perfect underlay – a thin but strong sheet that lies on the ground, it protects the awning canvas from soil and mud, and because the mudflaps are not in contact with the ground they are easier to clean. Supplied on rolls of 2 x 18 m (36 m²). GroundCover is fully breathable and suitable for touring sites.

ComfortCarpet is a soft, insulating comfort underlay which is placed between the plastic barrier or wooden floor and the awning floor covering to keep cold and damp at bay. It also provides a soft floor area to sit and walk on. Supplied on rolls of 1.5 x 15 m (22.5 m²).



IsabellaFloor™





If you spend a lot of time in your awning, you want good insulation, and a floor that is smooth and level.

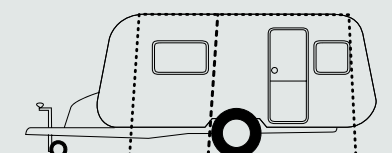
IsabellaFloor offers a full range of advantages. It is easy to install without the use of tools, the 50 x 50 cm tiles simply snap together like building blocks, no other parts are needed. It is easy to store and exceptionally durable.



Measuring up



FULL AWNING
 ----- AS LARGE PORCH - - - - - AS SMALL PORCH



..... MAGNUM - - - - - MINOR

Getting the correct size awning

Tips for measuring your caravan



To determine the "A-size": Park the caravan on level ground. The "A-size" is the length from ground level, through the awning channel and back down to the ground. This can be done easily with a piece of string (see diagram left). We have a database of caravan sizes from 1970 onwards on our website, www.isabella.net. For Porch/Part awnings the caravan channel height determines the fit. All Isabella full awnings can also be used as part awnings. Using a foam pad, support pole and two click profiles as shown in the photograph. Measure your caravan "Full awning as large/small Porch" as shown and match to the nearest Isabella "A" size. This solution works for new and older models the parts are all supplied as optional extras.

Price bands

PRICE CATEGORY	ISABELLA SIZE
12	750, 775
13	800, 825
14	850, 875
16	900, 915, 925, 940
18	950, 962, 975, 989
19	1000, 1015, 1025, 1035
20	1050, 1075
21	1100, 1125
22	1150, 1175
23	1200, 1225

Estimated weight (kg)	800-825 cm G 13		850-875 G 14		900-925-940 cm G 16		950-975-989 G 18		1000-1025 cm G 19		1050-1075 cm G 20		1100-1125 cm G 21		1150-1175 cm G 22		1200-1225 cm G 23		
	Z	C	Z	C	Z	C	Z	C	Z	C	Z	C	Z	C	Z	C	Z	C	
Incl. frame Zinox (Z)/CarbonX (C)																			
PENTA CONCEPT					61,5		68,6		69,7		82,5		83,7		94,8		95,9		
PENTA							71,0		72,1		85,4		86,6		98,1		99,3		
FORUM					63,9	50,9	71,4	56,4	78,3	60,9	84,7	66,5	91,1	71,6	92,3	72,8	106,6	84,8	
COMMODORE CONCEPT					48,5	40,5	53,6	44,6	59,2	48,3	60,7	49,9	68,4	54,5	69,6	55,7	78,1	61,9	
COMMODORE ROYAL				50,2	41,1	52,2	43,1	57,7	47,4	63,7	51,4	65,3	53,0	73,6	58,0	74,9	59,3	84,1	65,8
OPUS 300					52,5	44,0	58,6	48,5	64,5	51,6	66,9	54,0	74,1	59,6	75,0	60,5	85,8	69,5	
AMBASSADOR MOONLIGHT				40,9	33,8	42,0	34,9	47,9	39,4	52,5	43,3	54,3	45,1	60,7	50,8	61,8	51,8		
CAPRI				41,1	34,0	42,2	35,1	47,9	39,9	53,5	43,0	55,5	45,0	61,0	50,8				
CAPRI LUX				39,2	32,6	40,1	33,5	45,7	38,0	51,1	41,9	55,5	45,0	63,4	52,2				
SUN BLUE	20,7	15,6	21,9	16,1	22,4	16,6	22,9	18,7	26,6	19,2	26,9	19,5	27,9	21,8	28,3	22,2			
ECLIPSE				10,1		10,3		10,5		10,9		11,0		11,3					
PART AWNINGS	(Z) Universal 420: 53,7/360: 43,7/300: 42,5				Magnum (C) 34,4				Minor (C) 24,1				(Z) Snowboy Lux 29,0						
SHADOW	240 cm: 3,6 - 300 cm: 3,7 - 360 cm: 4,5 - 400 cm: 4,8 - 500 cm: 5,3																		



Measurement, weight
and price category

Isabella importers

DEUTSCHLAND/ÖSTERREICH/SCHWEIZ
 Isabella Vorzelte Deutschland GmbH
 Max-Planck-Str. 4
 DE-34253 Lohfelden
 Tel. +49 (0561) 51 20 33,
info@isabella-vorzelte.de

NORGE
 Norsk Isabella A/S
 Postboks 57
 NO-1740 Borgenhaugen
 Tel. +47 69 127575,
info@isabella.no

BELGIUM/FRANCE/LUXEMBOURG
 Camping Distribution
 Rue de Baronhaie, 63
 BE-4682 Heure-le-Romain
 Tel. +32 (04) 227 46 32
info@camping-distribution.com

RZECZPOSPOLITA POLSKA
 Pro Camp
 ul. Krotoszynska 43
 PL-51-009 Wroclaw
 Tel. +48 (71) 352 47 75
info@procamp.pl

SUOMI
 OY Kama Fritid Ab
 Polunmäenkatu 35
 FI-33720 Tampere
 Tel. +358 (0)10 2399666
kama-fritid@kotiposti.net

NEDERLAND
 Isabella Nederland BV
 Postbus 90
 NL-3870 CB Hoevelaken
 Tel. +31 (033) 2541100
info@isabella.nl

UNITED KINGDOM
 Isabella International Camping Limited,
 Drakes Drive, Long Crendon Ind. Est.,
 Buckinghamshire HP18 9BA, UK
 Tel. +44 (01844) 20 20 99
info@isabella.co.uk

ITALIA
 Essebi s.a.s.
 Via Giotto 12/A
 IT-39100 Bolzano
 Tel. +39 0471 205117
essebi.camp@yahoo.it

SVERIGE
 Kama Fritid AB
 Box 114
 SE-560 27 Tenhult
 Tel. +46 (036) 353700,
info@kamafritid.se

Kehä Caravan Tukku Oy
 Koskelontie 15, Kehä III, Koskelo
 FI-02920 Espoo
 Tel. +358 (09) 849 4300
palaute@caravantukku.fi

OTHER COUNTRIES: Please contact Isabella A/S in Denmark. Details on the back page of this catalogue.

Main suppliers

SUPPLIER OF MATERIAL FOR LOWER PANEL

SIOEN COATING DISTRIBUTION

SUPPLIERS OF AWNING FABRIC

TENCATE
 materials that make a difference

SATTLER
 the highTEX company

SUPPLIERS OF CURTAINS

Søren Olsen
 TEXTIL

PAGUNETTE

SUPPLIER OF FRAMES

campion
 campion production aps

SUPPLIER OF SEWING THREAD

AMANN
 GROUP

SUPPLIER OF FINISHING TAPE & SPECIAL TA PE

Flexible by the metre...
ELAS A/S
www.elas.dk

SUPPLIERS OF ZIPS

COATS

Opti

YKK
 Little Paris. Big Difference.

SUPPLIERS OF WINDOW FOIL

RENOLIT

Achilles

SUPPLIER OF FINISHING TAPE

BALSLØW HENSGEN

Isabella A/S reserves the right to make improvements/changes on the products without notice, and can accept no responsibility for discrepancies between this information and subsequent models. We make every effort to ensure perfect colour reproduction, but owing to printing limitations, colour differences may occur.

Copyright © 2011 Isabella A/S
 All information on this page and all pages in this catalogue are protected by copyright. It can not be distributed partly or entirely without the written agreement from ISABELLA.

Service agreement

A full service agreement is supplied with all goods, a copy is available on request. In the unlikely event of complaint, the deadline is 24 months from the date of purchase. If you find cause for complaint on articles used privately and for the purpose intended, pls. follow the procedures detailed, and report the problem to the retailer with whom the contract of sale was made. NB Other uses may not be covered.



Isabella A/S · Isabellahøj 3 · P.O.Box 587 · DK 7100 Vejle · Tel. +45 75 82 07 55 · Fax +45 75 82 06 93 · info@isabella.net

www.isabella.net

Your Isabella Retailer