

Countryman



The new season's Conway Countryman will now benefit from the same "high-tech" and low maintenance acrylic cabin and awning as the Cruiser and Crusader Platinum models.

Internally, this unit now offers all the services, which you will require during your vacation. The luxurious kitchen and galley area now provides running hot water. This model is further complemented by an integral central heating system.

Now includes 3 Year manufacturers warranty (subject to terms and conditions) - Please ask your supplying dealer for further details!

Cruiser



The all new acrylic caravan concept offers several major benefits, durability, heat retention and resistance to water absorption being the main advantages.

Internally, the stylish new wraparound seat arrangement offers good use of the internal space available, within this model.

Alloy wheels and mains electric heating are now incorporated as standard.

Now includes 3 Year manufacturers warranty (subject to terms and conditions) - Please ask your supplying dealer for further details!

Crusader



This model boasts, top of the range luxury at an affordable price, combined with easier towing, ease of use and easier storage.

The “high-tech” all weather fabric covering will ensure that even the most inclement weather will not spoil your holiday!

The new model is further enhanced by the addition of mains central heating, alloy wheels and ALKO aks1300 stabiliser and locking device.

Now includes 3 Year manufacturers warranty (subject to terms and conditions) - Please ask your supplying dealer for further details!

Quartz 2+2



"Efficiency is doing things right; effectiveness is doing the right things."
Peter F. Drucker.

Our latest addition to the Premier Convertible Caravan range - **The Pennine Quartz 2+2** takes the leisure vehicle experience into a whole new dimension!
Now with Coated Polyester - Isatex cabin & awning by Isabella Ltd
Now includes 3 Year manufacturers warranty (subject to terms and conditions) - Please ask your supplying dealer for further details!

Quartz 4



"Discovery consists of seeing what everybody has seen and thinking what nobody else has thought."

Jonathan Swift.

The all new Pennine Quartz 4 - built without compromise!

Now with Coated Polyester - Isatex cabin & awning by Isabella Ltd.

Now includes 3 Year manufacturers warranty (subject to terms and conditions) - Please ask your supplying dealer for further details!

Quartz 6



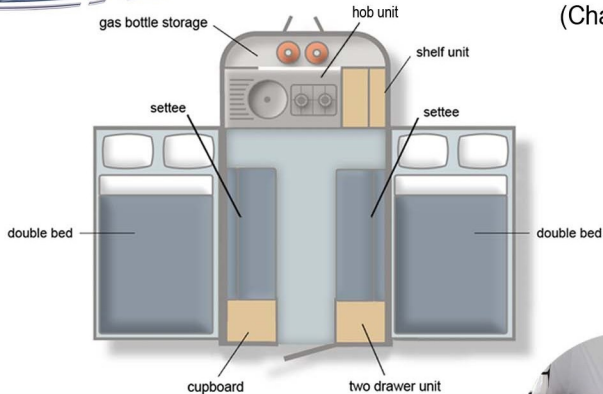
"You see things; and you say "why?" But I see things that never were; and I say "why not?"

George Bernard Shaw.

The all new "top of the range" Pennine Quartz 6 - luxury unlimited!

Now with Coated Polyester - Isatex cabin & awning by Isabella Ltd.

Now includes 3 Year manufacturers warranty (subject to terms and conditions) - Please ask your supplying dealer for further details!



(Charcoal / Grey)



Folded

Overall length	400cm
Overall width	184cm
Internal length	280cm
Internal width	173cm
Towing height	130cm
Wheels	175 x 14"

Erected

Campsite length	400cm
Campsite width	420cm
Interior height	205cm
Bed size one	207 x 122cm
Bed size two	207 x 122cm
Awning width	435cm
Awning depth	250cm

Weights

Ex-works	580kg
Carrying Capacity	170kg
Maximum Gross	750kg



Specifications

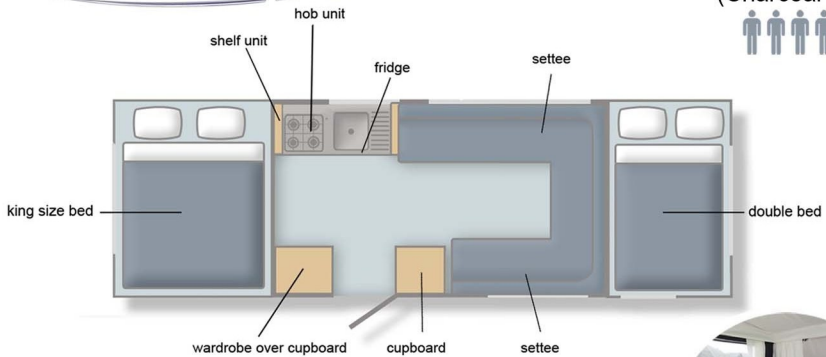
standard equipment

- Three way refrigerator
- Mains electric system
- Battery box
- Shelf unit
- Bound edge carpet
- Scatter cushions
- Water heater
- Space saver heater
- TV Aerial point
- Alloy wheels
- Spare wheel and carrier





(Charcoal / Grey)



Folded

Overall length	478cm
Overall width	212cm
Internal length	335cm
Internal width	198cm
Towing height	139cm
Wheels	175 x 14"

Erected

Campsite length	600cm
Campsite width	210cm
Interior height	220cm
Bed size one	198 x 137cm
Bed size two	198 x 122cm
Awning width	620cm
Awning depth	250cm

Weights

Ex-works	800kg
Carrying Capacity	200kg
Maximum Gross	1000kg



Specifications

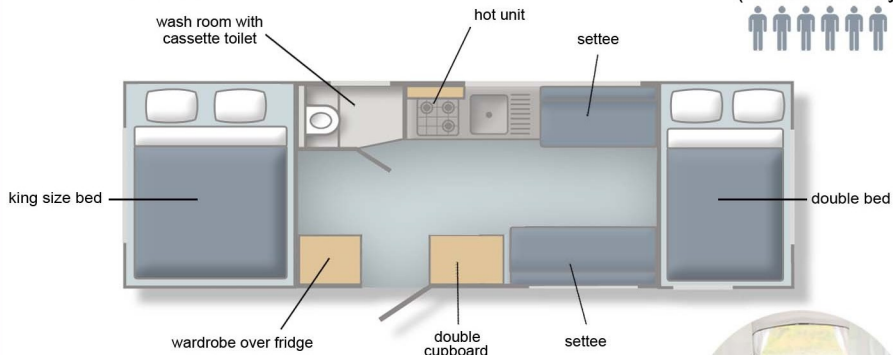
standard equipment

- Three way refrigerator
- Mains electric system
- Battery box
- Interior lights
- Wardrobe
- Shelf unit
- Bound edge carpet
- Sprung mattresses
- Scatter cushions
- Spare wheel and carrier
- TV aerial point
- Water heater
- Space saver heater
- Auxiliary wheels





(Charcoal/Grey)



Folded

Overall length	478cm
Overall width	212cm
Internal length	335cm
Internal width	198cm
Towing height	139cm
Wheels	175 x 14"

Erected


Campsite length	600cm
Campsite width	210cm
Interior height	220cm
Bed size one	198 x 137cm
Bed size two	198 x 122cm
Awning width	620cm
Awning depth	250cm

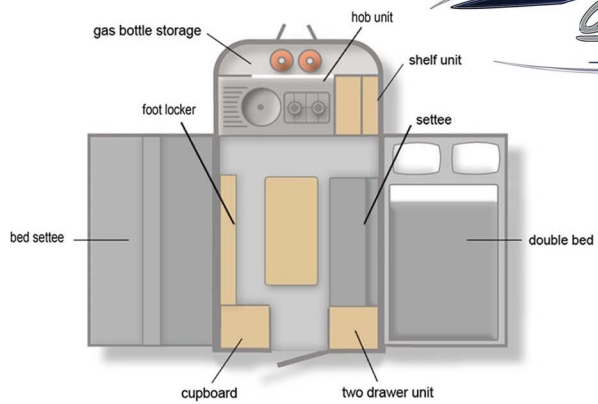
Weights

Ex-works	820kg
Carrying Capacity	180kg
Maximum Gross	1000kg

Specifications standard equipment

- Three way refrigerator
- Mains electric system
- Battery box
- Interior lights
- Wardrobe
- Shelf unit
- Cassette toilet
- Hand basin
- Sprung mattresses
- Scatter cushions
- Bound edge carpet
- Spare wheel and carrier
- TV aerial point
- Water heater
- Space saver heater
- Alloy wheels
- AKS 1300 Stabiliser and lock





(Silver/Black)



Folded

- Overall length 400cm
- Overall width 184cm
- Internal length 280cm
- Internal width 173cm
- Towing height 130cm
- Wheels 175 x 14"

Erected

- Campsite length 400cm
- Campsite width 420cm
- Interior height 205cm
- Bed size one 207 x 122cm
- Bed size two 207 x 122cm
- Awning width 435cm
- Awning depth 250cm

Weights

- Ex-works 580kg
- Carrying Capacity 170kg
- Maximum Gross 750kg

Specifications

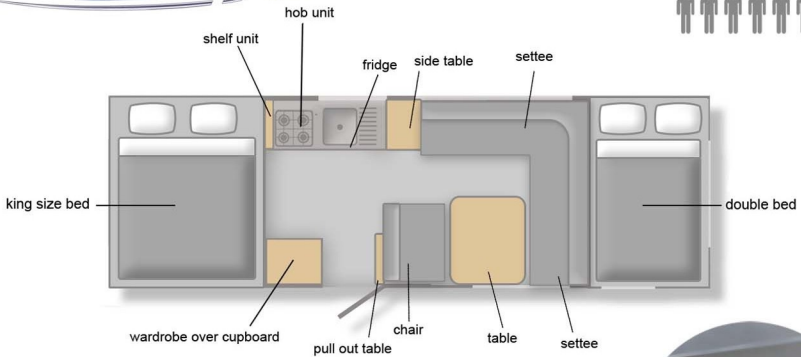
standard equipment

- Three way refrigerator
- Mains electric system
- Battery box
- Shelf unit
- Bound edge carpet
- Scatter cushions
- Water heater
- Space saver heater
- TV Aerial point
- Alloy wheels
- Spare wheel and carrier
- External shower unit





(Silver / Black)



Folded

Overall length	417cm
Overall width	212cm
Internal length	274cm
Internal width	198cm
Towing height	139cm
Wheels	175 x 14"

Erected

Campsite length	535cm
Campsite width	210cm
Interior height	220cm
Bed size one	198 x 137cm
Bed size two	198 x 122cm
Awning width	560cm
Awning depth	250cm

Weights

Ex-works	740kg
Carrying Capacity	160kg
Maximum Gross	900kg



Specifications

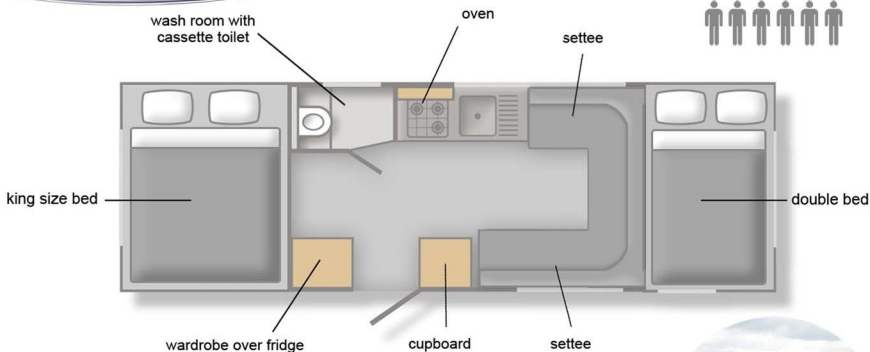
standard equipment

- Three way refrigerator
- Mains electric system
- Battery box
- Interior lights
- Wardrobe
- Shelf unit
- Sprung mattresses
- Scatter cushions
- Water heater - mains only
- Space saver heater
- Gas BBQ point





(Silver/Black)



Folded

Overall length	478cm
Overall width	212cm
Internal length	335cm
Internal width	198cm
Towing height	139cm
Wheels	175 x 14"

Erected

Campsite length	600cm
Campsite width	210cm
Interior height	220cm
Bed size one	198 x 137cm
Bed size two	198 x 122cm
Awning width	620cm
Awning depth	250cm

Weights

Ex-works	820kg
Carrying Capacity	180kg
Maximum Gross	1000kg

Specifications

standard equipment

- Three way refrigerator
- Mains electric system
- Battery box
- Interior lights
- Wardrobe
- Shelf unit
- Cassette toilet
- Hand basin
- Sprung mattresses
- Scatter cushions
- Bound edge carpet
- Spare wheel and carrier
- TV aerial point
- Water heater
- Space saver heater
- Alloy wheels
- AKS 1300 Stabiliser and lock
- External shower unit
- Gas BBQ point

