

Charisma

Charisma



Touring Caravans



All models are covered by a six-year bodyshell integrity guarantee and come with a three-year SuperSure manufacturer's warranty - see www.swiftcaravans.co.uk for more details and more model pictures, the gallery is constantly updated as more models are available



Swift Caravans, Dunswell Road, Cottingham, East Yorkshire HU16 4JS.
Tel: 01482 847332 Fax: 01482 841042 email: enquiry@swiftgroup.co.uk www.swiftcaravans.co.uk

A MEMBER OF THE SWIFT GROUP

This brochure does not constitute an offer by Swift Group Limited (Swift). Swift reserves the right to alter specifications and prices at any time as materials and conditions demand. Distributors and dealers sell Swift products on their own account and not as agents of Swift. Accordingly, they have no authority to bind Swift or to make any representation or undertaking whatsoever on behalf of Swift.
All props are for photographic purposes only and are not included in the specification. Issued September 2010

Charisma




The new Charisma range offers unbelievable value with class leading specification including Grade 3 insulation for all year round touring comfort. It is also one of the 1st touring caravan ranges to be European Whole Vehicle Type Approved, so you can be reassured by proven construction and compliance with strict weight, dimension and safety regulations.

With a choice of eight versatile layouts combined with a package of desired features like shock absorbers, high security entrance locks, new LED task lighting, four mains sockets, two TV points, positive catches on all overhead locker doors and fully lined showers, the Charisma range offers the best specification and price combination to leads its class.

Key features include:

- 1 **New:** Low energy and low temperature LED task lighting
- 2 **New:** Aerial point in battery box for portable satellite dish connection and site 'piped' TV
- 3 **New:** User friendly, larger control panel
- 4 Beech slat seat and bed bases with sprung hinged tops for extra comfort and easy access
- 5 **New:** Hankook tyres, higher rated for improved performance and safety
- 6 Shocker absorbers give more stable smooth towing
- 7 **New:** Gas regulator fitted with stainless steel braided hose for improved reliability
- 8 **New:** Positive locker catches on all overhead locker doors for secure storage on the move
- 9 **New:** Separate cutlery draw on smooth runners and two pull out wire storage baskets
- 10 **New:** Larger capacity waste bin on lower door



Charisma



Stylish exteriors with one-piece, high gloss 5000 series marine grade aluminium side walls, exclusive 'Storm' alloy wheels, striking new graphics and one-piece rear panel combine with spacious interiors that offer class leading headroom. Modern new fabrics tone with the 'Tanganica' wood grain and beech slat seat bases provide comfortable seating whilst sprung hinged tops provide easy access to under seat storage. Stylish front lockers have recessed mains lights and new LED spot lighting saves energy. A radio/CD/MP3 player with iPod connection comes as standard.



Charisma



Kitchens feature stainless steel look appliances with a built in microwave oven, digital control fridge, Thetford oven and dual fuel hob. A unique granite-look moulded sink, handy twin electric socket, new separate cutlery draw and two wire pull out baskets add to the high specification. All overhead lockers now have positive catches for secure storage on the move and spaceframe construction allows for maximum use of the space inside. A high capacity in-board water pump ensures good water pressure through the chrome finished brass taps and shower. All washrooms have good storage, fully lined showers and an adjustable shower head position.



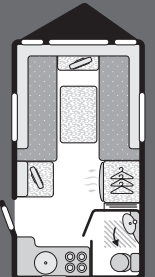
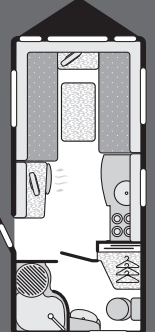
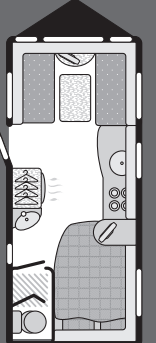

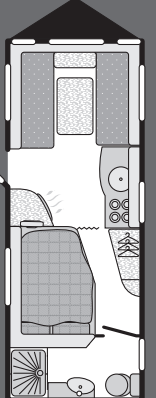
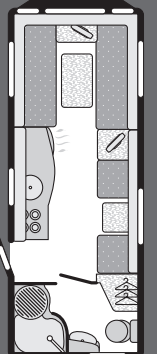

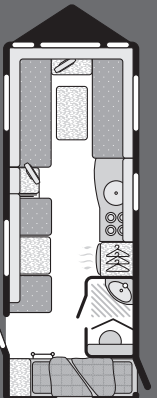
Charisma



Weights: For 2011 models the method of calculating the MRO and payload figures has changed. Allowances for essential equipment (e.g. gas cylinders) previously allowed for in the user payload are now within the MRO. The provision for a leisure battery has been included within the personal effects payload allowance.

Bed Sizes: Please note that the front double bed sizes quoted are for seating configurations without chest of drawers. The front double bed width for a layout with a chest of drawers fitted will be reduced by 0.5m (1'8") from that stated.

Awning sizes: Due to varying awning designs and sizes the awning sizes given are approximate only. Specific awning sizes must be confirmed by your dealer or awning manufacturer prior to purchase.

	220	230	535	545	550	560	565	570
								
Berths	2	2	4	4	4	4	6	6
Number of Axles	1	1	1	1	1	1	1	1
Internal Length (at bed box height)	3.83m/12'7"	4.59m/15'1"	4.74m/15'7"	5.60m/18'4"	5.60m/18'4"	5.44m/17'10"	5.83m/19'2"	5.50m/18'1"
Overall Width	2.23m/7'4"	2.23m/7'4"	2.23m/7'4"	2.29m/7'6"	2.29m/7'6"	2.23m/7'4"	2.23m/7'4"	2.23m/7'4"
Overall Height (inc. TV Aerial)	2.61m/8'7"	2.61m/8'7"	2.61m/8'7"	2.61m/8'7"	2.61m/8'7"	2.61m/8'7"	2.61m/8'7"	2.61m/8'7"
Maximum Internal Headroom	1.95m/6'5"	1.95m/6'5"	1.95m/6'5"	1.95m/6'5"	1.95m/6'5"	1.95m/6'5"	1.95m/6'5"	1.95m/6'5"
Overall Length	5.52m/18'1"	6.28m/20'7"	6.43m/21'1"	7.29m/23'11"	7.29m/23'11"	7.12m/23'4"	7.52m/24'8"	7.19m/23'7"
Mass in Running Order (inc. tolerance)	1054kg/20.7cwt	1146kg/22.6cwt	1167kg/23.0cwt	1322kg/26.0cwt	1306kg/25.7cwt	1288kg/25.4cwt	1390kg/27.4cwt	1317kg/25.9cwt
Maximum Technical Permissible Laden Mass	1180kg/23.2cwt	1280kg/25.2cwt	1322kg/26.0cwt	1486kg/29.3cwt	1470kg/28.9cwt	1450kg/28.5cwt	1576kg/31.0cwt	1500kg/29.5cwt
Total User Payload	126kg/2.5cwt	134kg/2.6cwt	155kg/3.1cwt	164kg/3.2cwt	164kg/3.2cwt	162kg/3.2cwt	186kg/3.7cwt	183kg/3.6cwt
Personal Effects Payload	116kg/2.3cwt	124kg/2.4cwt	145kg/2.9cwt	154kg/3.0cwt	154kg/3.0cwt	152kg/3.0cwt	176kg/3.5cwt	173kg/3.4cwt
Options	10kg/0.2cwt	10kg/0.2cwt	10kg/0.2cwt	10kg/0.2cwt	10kg/0.2cwt	10kg/0.2cwt	10kg/0.2cwt	10kg/0.2cwt
Awning A/A Dimension	8.20m/26'11"	8.91m/29'3"	9.08m/29'9"	9.87m/32'5"	9.87m/32'5"	9.75m/32'0"	10.15m/33'4"	9.82m/32'3"
Tyre Size	175 R14C 99R	175 R14C 99R	175 R14C 99R	185 R14C 102R	185 R14C 102R	185 R14C 102R	195/70 R15C 104R	185 R14C 102R
Front Double	2.08m x 1.90m/6'10" x 6'3"	2.08m x 1.80m/6'10" x 5'11"	2.08m x 1.34m/6'10" x 4'5"	2.13m x 1.59m/7'0" x 5'3"	2.13m x 1.59m/7'0" x 5'3"	2.08m x 1.80m/6'10" x 5'11"	2.08m x 1.80m/6'10" x 5'11"	2.08m x 1.80m/6'10" x 5'11"
Or Front Nearside Single	1.90m x 0.72m/6'3" x 2'4"	1.90m x 0.72m/6'3" x 2'4"				1.80m x 0.72m/5'11" x 2'4"	1.90m x 0.72m/6'3" x 2'4"	1.90m x 0.72m/6'3" x 2'4"
And Front Offside Single	1.90m x 0.72m/6'3" x 2'4"	1.80m x 0.72m/5'11" x 2'4"				1.90m x 0.72m/6'3" x 2'4"	1.80m x 0.72m/5'11" x 2'4"	1.80m x 0.72m/5'11" x 2'4"
Rear Double			1.88m x 1.37m/6'2" x 4'6"	1.90m x 1.37m/6'3" x 4'6"	1.89m x 1.37m/6'2" x 4'6"			
Side Single Offside						1.80m x 0.63m/5'11" x 2'1"		
Side Single Nearside							1.80m x 0.67m/5'11" x 2'2"	1.80m x 0.63m/5'11" x 2'1"
Side Bunk Offside								
Side Bunk Nearside						1.76m x 0.59m/5'9" x 1'11"	1.76m x 0.59m/5'9" x 1'11"	1.76m x 0.59m/5'9" x 1'11"
Rear Fixed Lower Bunk								1.80m x 0.62m/5'11" x 2'1"
Rear Fixed Upper Bunk								1.83m x 0.62m/6'0" x 2'1"
Side Fixed Lower Bunk							1.83m x 0.58m/6'0" x 1'11"	
Side Fixed Upper Bunk							1.83m x 0.58m/6'0" x 1'11"	

Key features

- **New:** European Whole Vehicle Type Approval ensures compliance with strict weight, dimension and safety regulations
- EN1645 Grade 3 classification for heating and thermal insulation (cold chamber tested)
- Internal headroom of 1.95m (6'5")
- Overall body width 2.23m/7'4" or 2.29m/7'6" (see specifications)
- One-piece, 5000 series marine grade aluminium sidewalls
- **New:** Gas regulator fitted with stainless steel braided hose for improved reliability
- **New:** Hankook tyres, higher rated for improved performance and safety
- **New:** Traffic heavy duty, durable floor vinyl
- **New:** Low energy and low temperature LED task lighting
- **New:** Positive catches on all overhead locker doors
- **New:** Four 230V sockets including twin in kitchen
- Granite-look GRP kitchen sink with removable drainer

- Built-in, ventilated microwave oven with digital controls
- Showers with gloss plastic lined walls
- **New:** Large capacity waste bin on lower door
- **New:** Aerial point in battery box for portable satellite dish connection
- **New:** Strong redwood body and floor framing specially treated to resist moisture and fungal attack

Additional features

Exterior

- **New:** Exclusive 'Storm' alloy wheels
- **New:** LED awning light
- Shock absorbers giving more stable, smooth towing
- 13-pin Jaeger 12V car connector
- AL-KO galvanised steel chassis with Euro-Axle
- AL-KO Euro overrun device with two-way assisted handbrake
- Receiver for optional AL-KO Secure wheel lock
- AKS 3004 Stabiliser

- Steel spare wheel and carrier
- Status 530 directional digital and analogue TV aerial
- Closed-mould GRP front panel with three opening windows and door with gas strut
- Stylish full height moulded rear panel
- Fully double-glazed opening windows (no single-glazed cold areas) with silver finished edges
- Exterior two-part door with interior moulded liner, window and blind
- Exterior access battery box with mains electric inlet (battery not included)
- Entrance step
- 25mm 'sandwich' sidewalls and HD polystyrene insulation core
- 32mm semi-'sandwich' roof and HD polystyrene insulation core
- 44mm 'sandwich' floor with styrofoam insulation core

Interior

- **New:** Separate cutlery drawer on smooth-action steel runners
- **New:** Two pull-out wire baskets in kitchen cupboard
- Door flyscreen with easy concertina action
- Class leading front locker design with recessed mains lights
- Beech slat seat and bed bases with sprung hinged tops for extra comfort and easy access
- Upper lockers and seat bases with spaceframe construction
- Heki large tilting panoramic roof window with flynet and blind
- Cassette flyscreens and blinds on all windows
- Multi-directional clear rooflights in kitchens and bedrooms
- Twin curtain track for improved hanging and ease of use
- Sprung interior mattresses, main seat and backrest cushions

- Fixed beds with aluminium frames to maximise strength and storage space
- Seat and backrest ventilation boards
- Long front beds 1.90m (6'3") (model specific, see specifications)
- Two scatter cushions
- Two bolster cushions
- Removable carpets
- Retained entrance mat
- Thick washroom doors with domestic style locks and handles
- Deep worktops with matching edges
- Removable drainer with dedicated storage
- Food grade nylon chopping board with dedicated storage

Equipment

- **New:** User-friendly large 12V control panel with battery selection, battery state meter and water pump circuit control
- **New:** 25 Amp switchmode charger/transformer

- Radio/CD/MP3 player with iPod connection
- Thetford electronic ignition, digital control 107 litre fridge with metallic door finish
- Thetford C250 or C402 toilet with electric flush and 18 litre wheeled waste tank
- Thetford thermostatic oven and separate grill
- Dual fuel hob with 800W electric hotplate
- Glass hob lid with safety cut-out feature
- Dual fuel gas and 800W mains electric storage water heater
- Dual fuel (3kW gas and 2kW mains) central heating with electronic ignition
- Blown air ducted to living, sleeping and washroom areas
- Areas under seats and beds warmed by blown air system
- Isolation taps for gas appliances
- Fully protected mains electric system
- Two TV stations with 230V, 12V and coax aerial sockets (except 545 and 550)
- Solar panel connection provision
- 230V mains lights over front seating

- Halogen ceiling lights in living and washroom areas
- Fluorescent light in kitchen
- 25 metre mains hook-up cable
- High flow rate in-board pump with chrome finish brass taps for reliable, high performance water supply
- Separate shower mixers with adjustable head positions

Safety and Security

- Higher tyre ratings - 10% load margin at 130kph (law permitting)
- Receiver for optional AL-KO Secure wheel lock
- Smoke alarm
- CRIS identity number etched to windows and caravan chassis
- Concealed security data chip within caravan construction
- High security entrance lock