

AUTOCRUISE

Passionate about motorhomes



Autocruise Motorhomes
Dunswell Road
Cottingham
East Yorkshire
HU16 4JX

Telephone - 01482 847332
Email - enquiry@swiftgroup.co.uk
www.autocruise.co.uk
A MEMBER OF THE SWIFT GROUP



This brochure does not constitute an offer by Swift Group Limited (Autocruise). Autocruise reserves the right to alter specifications and prices at any time as materials and conditions demand. Distributors and dealers sell Autocruise products on their own account and not as agents of Autocruise. Accordingly, they have no authority to bind Autocruise or to make any representation or undertaking whatsoever on behalf of Autocruise.

All props are for photographic purposes only and are not included in the specification

Issued October 2011



Van Conversions

Tempo / Rhythm / Accent / Alto / Jazz

Tempo



2 Berth


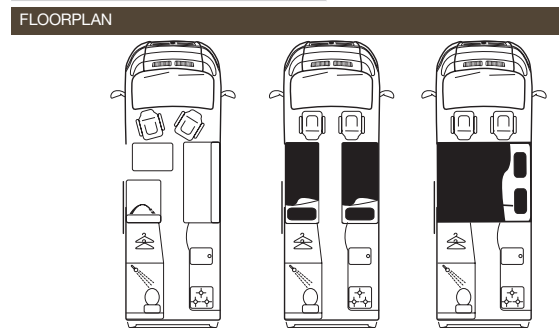


2 Passenger Seats

Capable of carrying two passengers in addition to the driver, the Tempo has a rear seat and side seating area which can convert into two single beds or one large double bed. When used as a lounging area the Tempo's elevated floor for the rotated cab seats improves seating comfort. There is a large, well-equipped rear kitchen with a 3 burner hob and combination oven and grill, 80 litre fridge/freezer and Truma Ultrastore gas/electric water heater with separate blown air heating plus convenient showering facilities.



TEMPO TECHNICAL SPECIFICATIONS		
Engine	130†	150 Auto†
Engine Maximum Torque	320Nm	350Nm
Engine Displacement	2.3L	2.3L
Wheel Base	4.04m/13'3"	
Designated Passenger Seats	2	
Berths (Sleeping Positions)	2	
Overall Length (No Ladder)	6.00m/19'8"	
Overall Body Width	2.05m/6'9"	
Overall Height	2.72m/8'11"	
Maximum Technical Permissible Laden Mass (A)	3500kg	
Mass in Running Order (B)*	2900kg	2917kg
Maximum User Payload (A-B)	600kg	583kg
Essential Habitation Equipment	9kg	
BED SIZES		
Front Double	1.88m x 1.88m/6'2" x 6'2"	
Front Nearside Single	1.88m x 0.64m/6'2" x 2'1"	
Front Offside Single	1.88m x 0.75m/6'2" x 2'6"	



Rhythm



2 Berth

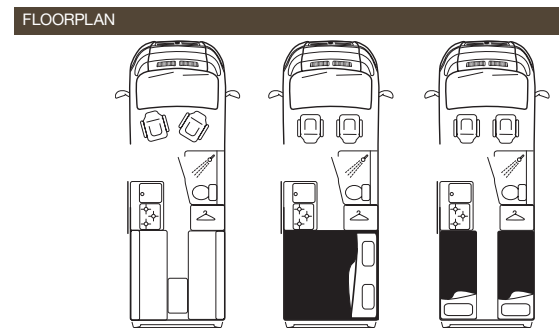


1 Passenger Seat

The Rhythm is a true couples van with a comfy parallel lounge with rear speakers that can again be converted into two single beds or a generous double bed. There is a 3 burner hob and combination oven and grill, Waeco 72 litre fridge/freezer and a Truma Combi 4 gas and electric blown air and hot water system. Washroom facilities are provided opposite the kitchen and the toilet waste cassette is accessed through an external door.



RHYTHM TECHNICAL SPECIFICATIONS		
Engine	130†	150 Auto†
Engine Maximum Torque	320Nm	350Nm
Engine Displacement	2.3L	2.3L
Wheel Base	4.04m/13'3"	
Designated Passenger Seats	1	
Berths (Sleeping Positions)	2	
Overall Length (No Ladder)	6.00m/19'8"	
Overall Body Width	2.05m/6'9"	
Overall Height	2.72m/8'11"	
Maximum Technical Permissible Laden Mass (A)	3500kg	
Mass in Running Order (B)*	2865kg	2882kg
Maximum User Payload (A-B)	635kg	618kg
Essential Habitation Equipment	9kg	
BED SIZES		
Rear Double	1.86m x 1.88m/6'1" x 6'2"	
Rear Singles	1.88m x 0.65m/6'2" x 2'2"	



*The Mass in Running Order is the mass of the unladen vehicle including a 75kg allowance for the driver plus engine coolants and 90% of the fuel tank / water tank and gas capacity.

Products may be built on a Peugeot or Fiat base vehicle. † Only available on Fiat. ‡2.2 litre on Peugeot. Please check with your dealer at the time of ordering.

Accent



3 Berth



3 Passenger Seats

The Accent provides rear parallel seating which can be converted into a double bed. An extra window on the offside and a large rooflight above ensures the lounge area is light and airy. Handy storage is provided under the rear lounge by way of a 200mm (8ins) elevated floor. The front dinette with two travelling seats can again be converted into an occasional single bed that could sleep 2 small children. There is a good size washroom with showering facilities and a well equipped kitchen.



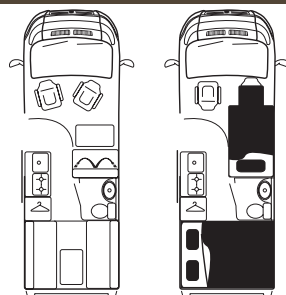
ACCENT TECHNICAL SPECIFICATIONS

	130†	150 Auto†
Engine	130†	150 Auto†
Engine Maximum Torque	320Nm	350Nm
Engine Displacement	2.3L	2.3L
Wheel Base	4.04m/13'3"	
Designated Passenger Seats	3	
Berths (Sleeping Positions)	3	
Overall Length (No Ladder)	6.00m/19'8"	
Overall Body Width	2.05m/6'9"	
Overall Height	2.72m/8'11"	
Maximum Technical Permissible Laden Mass (A)	3500kg	
Mass in Running Order (B)*	2987kg	3004kg
Maximum User Payload (A-B)	513kg	496kg
Essential Habitation Equipment	9kg	

BED SIZES

Front Offside Single	1.70m x 0.90m/0.54m/ 5'7" x 2'11"/1'9"
Rear Double	1.83m x 1.35m/6'0" x 4'5"

FLOORPLAN



Alto



3 Berth



3 Passenger Seats

The Alto adopts the most popular of coachbuilt motorhome layouts with a rear longitudinal fixed bed. The front seating for four and kitchen are the same as the Accent but the similarity ends there. The van is more open because the toilet is in the rear offside corner next to the bed. Spacious storage under the bed is accessible from the interior and through the rear door. The front dinette with two travelling seats can again be converted into an occasional single bed that could sleep 2 small children.



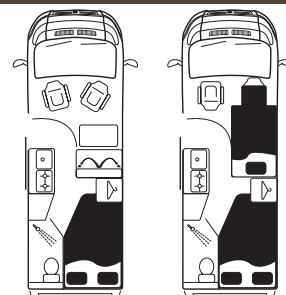
ALTO TECHNICAL SPECIFICATIONS

	130†	150 Auto†
Engine	130†	150 Auto†
Engine Maximum Torque	320Nm	350Nm
Engine Displacement	2.3L	2.3L
Wheel Base	4.04m/13'3"	
Designated Passenger Seats	3	
Berths (Sleeping Positions)	3	
Overall Length (No Ladder)	6.00m/19'8"	
Overall Body Width	2.05m/6'9"	
Overall Height	2.72m/8'11"	
Maximum Technical Permissible Laden Mass (A)	3500kg	
Mass in Running Order (B)*	2906kg	2932kg
Maximum User Payload (A-B)	594kg	577kg
Essential Habitation Equipment	9kg	

BED SIZES

Front Offside Single	1.70m x 0.90m/0.54m/ 5'7" x 2'11"/1'9"
Rear Double	1.88m x 1.20m/6'2" x 3'11"

FLOORPLAN



Optional roll-out canopy awning

*The Mass in Running Order is the mass of the unladen vehicle including a 75kg allowance for the driver plus engine coolants and 90% of the fuel tank / water tank and gas capacity.

Products may be built on a Peugeot or Fiat base vehicle. † Only available on Fiat. ‡2.2 litre on Peugeot. Please check with your dealer at the time of ordering.

Jazz



2 Berth



3 Passenger Seats

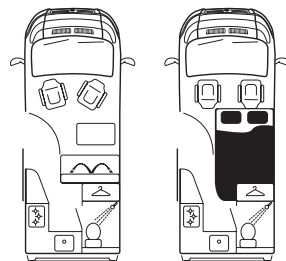
The Jazz is a smaller model based on the medium wheelbase van but offering 3 passenger seats and a double bed. The cab seats and rear passenger seats are the same height, creating a comfortable dinette area. The rear of the van consists of a corner washroom and a large, fully equipped L-shaped kitchen.



JAZZ TECHNICAL SPECIFICATIONS		
Engine	110	130†
Engine Maximum Torque	250Nm	320Nm
Engine Displacement	2.2L	2.3L
Wheel Base	3.45m/11'4"	
Designated Passenger Seats	3	
Berths (Sleeping Positions)	2	
Overall Length (No Ladder)	5.41m/17'9"	
Overall Body Width	2.05m/6'9"	
Overall Height	2.72m/8'11"	
Maximum Technical Permissible Laden Mass (A)	3300kg	
Mass in Running Order (B)*	2817kg	2832kg
Maximum User Payload (A-B)	483kg	468kg
Essential Habitation Equipment	9kg	

BED SIZES	
Front Double	1.90m x 1.18m/6'3" x 3'10"

FLOORPLAN



You can be reassured when you buy an Autocruise Van Conversion that they all come with the following market leading features

Autocruise Plus Points

- > **New:** Adjustable LED reading lights for cab seats
- > **New:** External connection point for portable satellite dishes
- > **New:** Rain diverter over side entrance door
- > **New:** Fabric wall covering with stain resistant finish
- > **New:** Sliding opening window next to designated rear passenger seat(s)
- > European Whole Vehicle Type Approval ensures compliance with strict weight, dimension and safety regulations
- > Height adjustable and swivelling driver and passenger seats with two armrests and base surrounds
- > Electrically operated and tinted cab windows
- > Electrically adjusted and heated door mirrors fitted with direction indicators
- > Key fob operated remote central locking
- > TV cupboard and extending mounting bracket for 15" Flat-screen TV
- > Status 315 omni-directional TV aerial
- > Heki Panoramic roof light
- > Electric side entrance step
- > LED side entrance light
- > Rear speakers
- > Push-button positive catches on overhead locker doors
- > 12 volt exterior power point for pump filling of water tank (pump not supplied)
- > High impact, scratch resistant floor lino
- > Removable carpets in living area
- > Removable cab carpet
- > Gas bottle capacity 2 x 7 kg; butane/propane regulator
- > Body insulated with high performance 3M's 'Thinsulate'
- > Spare wheel and tyre

Additional Features

Fiat Ducato/Peugeot Boxer Panel Van

- > **New:** Fiat Euro 5 130bhp, 2.3 litre or Peugeot Euro 5 130bhp, 2.2 litre engine with 6-speed gearbox (Except Jazz) 9% improvement in fuel economy, 7% lower CO₂ emissions than Euro 4 120bhp engine
- > **New:** 110bhp, 2.2 litre Peugeot Euro 5 engine with 5-speed gearbox standard in Jazz
- > Choice of two exterior colours – silver metallic or light blue metallic
- > **New:** Fully integrated factory-fit Radio/CD/MP3 player with switch-off timing adjustable up to 3 hours
- > **New:** Burr wood effect dashboard trim
- > Driver and passenger airbags
- > ABS brakes
- > EBD (electronic brake force distribution)
- > Immobiliser with rolling code
- > Variable power steering
- > Headlamp height adjustment
- > Adjustable steering wheel position
- > Lockable (laptop PC size) central storage box
- > Two 12 volt sockets in cab

Living Area

- > **New:** Papago fabric scheme
- > Pleated windscreen blind and cab side window blinds
- > Double glazed windows with cassette blinds and flyscreens
- > Lap and diagonal seat belts on designated rear passenger seat(s) (not applicable to Rhythm)
- > Mini Heki clear rooflight with flyscreen and blind
- > Standard hot water system with shower and blown air heating system
- > Ultra low energy lighting system for greater independence
- > 3 burner hob with combination oven/grill (Jazz, Rhythm & Tempo)
- > 2 burner hob and grill (Alto & Accent)
- > Stainless steel sink with glass lid
- > 80 litre 230V/12V/gas fridge/freezer (Accent & Tempo)
- > Waeco 72 litre 230V/12V compressor fridge/freezer (Alto, Jazz & Rhythm)
- > Stainless steel sink with glass lid
- > Waste bin
- > Chrome finish crockery rack (except Accent)
- > Two scatter cushions
- > Main table with dedicated storage location
- > Additional smaller table in Rhythm, Tempo and Accent
- > Gas strut lounge seat lid support in Tempo and Rhythm
- > Smoke alarm
- > Carbon monoxide alarm

Washroom

- > Mirrored vanity cupboard and fold-away washbasin (Tempo, Rhythm, Alto & Jazz)
- > Mirrored vanity cupboard and fixed washbasin (Accent)
- > Shower mixer with riser bar
- > Thetford cassette toilet with electric flush
- > Multi-directional rooflight with flyscreen

Heating and Plumbing

- > Truma E2400 gas blown air heating (Tempo)
- > Truma Ultrastore gas/electric water heater (Tempo)
- > Truma Combi 4 gas & electric blown air heating & hot water (Alto, Jazz, Accent, & Rhythm)
- > Insulated fresh water tank capacity 66 litres
- > Waste water tank capacity 50 litres (Jazz - 40 litres)
- > High capacity internal water pump
- > Chrome finish brass taps

Electrical

- > Fully protected mains electric system
- > 4 x 230V sockets in Accent and Tempo
- > 3 x 230V sockets in Alto, Jazz and Rhythm
- > 25A charger/transformer
- > Large, easier to read 12V control panel for:
 - Vehicle/Leisure battery selection
 - Water pump
 - Tank levels
 - Vehicle and leisure battery state
- > 75Ah (Dir 2006/66/EC) accommodation battery in Accent and Tempo
- > 100Ah (Dir 2006/66/EC) accommodation battery in Alto, Jazz and Rhythm
- > TV station with aerial, 230V and 12V sockets
- > 25 metre mains hook-up cable

Options

- > Comfort-Matic automatic gearbox with Fiat Euro 5 150bhp, 2.3 litre Variable Geometry Turbo engine - Except Jazz (Only available in conjunction with Comfort Pack)
- > Upgrade from 110bhp to 130bhp engine with 6-speed gearbox in Jazz (Only available in conjunction with Comfort Pack)
- > **Special value Comfort Pack with:**
 - Upgraded radio/CD player with Bluetooth mobile phone connectivity, USB iPod/MP3 device connection and steering wheel controls
 - Fog lights
 - Cab air-conditioning
 - Cruise control
 - Alarm
 - Reversing sensors
 - Roll-out canopy awning
 - Alloy wheels
 - Exclusive 'Impala' stain resistant, easy-clean fabric



<< Double glazed windows with cassette blinds and flyscreens



<< **New** Upgraded radio/CD player with Bluetooth mobile phone connectivity and USB iPod/MP3 device connection and steering wheel controls (part of Comfort pack)



<< Fog lights (part of Comfort pack)



<< **New** Rain diverter over side entrance door and LED entrance light



<< Pleated windscreen blind and one-piece cab side window blinds



<< 12 volt exterior power point for pump filling of water tank (pump not supplied)



<< Choice of two exterior colours: Silver metallic or **New** light blue metallic

*The Mass in Running Order is the mass of the unladen vehicle including a 75kg allowance for the driver plus engine coolants and 90% of the fuel tank / water tank and gas capacity.

Products may be built on a Peugeot or Fiat base vehicle. † Only available on Fiat. ‡2.2 litre on Peugeot. Please check with your dealer at the time of ordering.