



MH2012/06/11



Swift Group Ltd provides a ten year bodyshell integrity warranty and a three year manufacturers warranty on the coachbuilt element of the motorhome - see www.bessacarrmotorhomes.co.uk for more details. Terms and conditions apply. Fiat provide a three-year warranty for the base vehicle and three-year pan European Camper Assistance, road side assistance and breakdown cover operated in conjunction with the RAC, ask your dealer for more details.

See www.bessacarrmotorhomes.co.uk for more model pictures, the gallery is constantly updated as new models are available

Bessacarr Motorhomes · Dunswell Road · Cottingham · East Yorkshire HU16 4JX
 Tel: 01482 847332 Fax: 01482 841042 email: enquiry@swiftgroup.co.uk

A member of the Swift Group


For more information and to find your nearest retailer visit us at
 >> www.bessacarrmotorhomes.co.uk



This brochure does not constitute an offer by Swift Group Limited (Swift). Swift reserves the right to alter specifications and prices at any time as materials and conditions demand. Distributors and dealers sell Bessacarr products on their own account and not as agents of Swift. Accordingly, they have no authority to bind Swift or to make any representation or undertaking whatsoever on behalf of Swift. All props are for photographic purposes only and are not included in the specification. Issued October 2011

E400 Series

www.newe400.co.uk



The new E400 Series. Enter into the luxury of Bessacarr Coachbuilt motorhomes with this sector leading range.

With enhanced performance and great attention to detail, the E400 Series comes with a choice of two High-line and four Low-line models so there is sure to be a layout to suit you.

With all models now getting the new 130bhp Euro 5 engine with 6-speed gearbox as standard you can be assured of improved fuel economy and acceleration with lower CO₂ emissions.

Optional Drivers Pack fitted




A new, specially priced Drivers Pack comes with an upgraded radio/CD player with steering wheel controls, Bluetooth mobile phone connectivity and USB iPod/MP3 device connection, dashboard mount and radio connection for your own Tom Tom SatNav, a twin view colour reversing camera which can be used en route and a factory fitted Techno Silver dashboard trim. The pack is completed with cab air-conditioning and cruise control.



Better Performance. Lower Emissions. Lower Running Costs.

All Bessacarr Motorhomes are powered by the greener and more fuel efficient

Fiat Ducato Euro 5 Engine





All models feature a sleek GRP overcab pod. The aerodynamic sculpting of the Low-line profile allows for large overcab lockers inside which are spacious enough for bedding.


Light and airy, professional designers have carefully co-ordinated the interiors. New 'Italian Ash' woodgrain gives contemporary colouring with a defined woodgrain texture and complements the stylish upholstery. Kitchens are accented with cream locker doors and a microwave comes as standard.



⌘ Dual fuel cooking with 3 gas burners and 800W hot plate



⌘ Large overcab locker with space for bedding (Low-line models only)



⌘ Low energy lighting system with soft white, high output LED lights including New adjustable LED cab reading lights



⌘ Driver and passenger airbag as standard for improved safety

⌘ Pleated windscreen and one-piece cab side blinds for shade and privacy

⌘ Remote central locking to both cab and entrance doors

⌘ Seat bases with spaceframe construction, full front access and space for larger items

High-line models feature two luton windows for extra light and ventilation and there is a comfortable gas strut assisted lift up luton bed.

Dual fuel central heating and water heating with a Truma 'Drivesafe' regulator for en-route use keeps the interior warm and cosy including the well appointed washroom areas. High specification includes energy saving LED lighting which extends the life of your battery.



⌘ Control panel located over the entrance door with touch controls

⌘ Digital control Smart Energy Selection fridge with electronic ignition

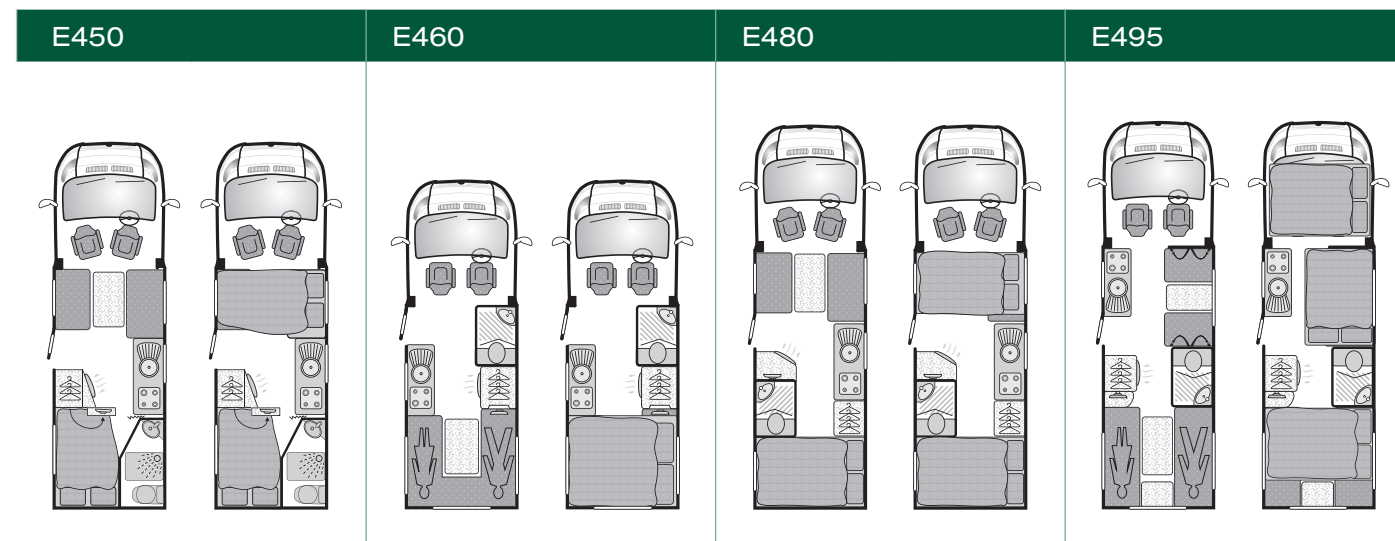
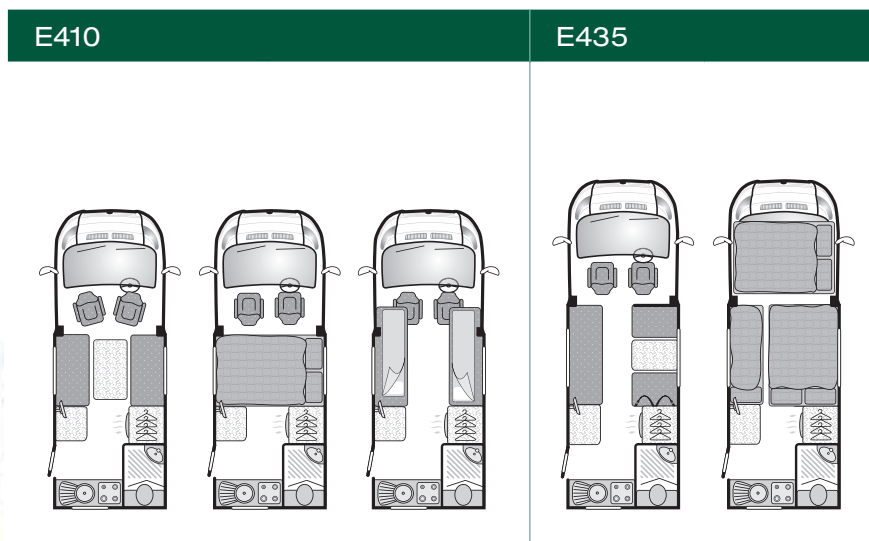
⌘ Four or five 230V sockets to meet modern demands

⌘ Positive locker catches for secure storage on the move

⌘ Useful under floor storage bin (E450, E460, E495)

⌘ Twin view colour reversing camera, allowing en route use (part of Driver's pack)

E400 Series Specifications



	Standard	Optional	Standard	Optional
Fiat MultiJet Diesel Engine	130	150 Auto	130	150 Auto
Engine Capacity	2287cc	2287cc	2287cc	2287cc
Engine Power	130bhp @ 3600rpm	150bhp @ 3600rpm	130bhp @ 3600rpm	150bhp @ 3600rpm
Engine Torque	320Nm @ 1800rpm	350Nm @ 1500rpm	320Nm @ 1800rpm	350Nm @ 1500rpm
Roof Profile	Low Line		High Line	
Wheel Base	3.00m / 9' 10"		3.45m / 11' 4"	
Designated Passenger Seats (excluding driver)	1		3	
Berths (Sleeping Positions)	2		5	
Overall Length (Excluding Ladder)*	5.90m / 19' 4"		6.47m / 21' 3"	
Overall Width (Mirrors Folded)	2.24m / 7' 4"		2.24m / 7' 4"	
Overall Height	2.90m / 9' 6"		3.07m / 10' 1"	
Maximum Technical Permissible Laden Mass (A)	3300kg		3500kg	
Mass in Running Order (B)	2940kg	2957kg	3112kg	3129kg
Maximum User Payload (A-B)	360kg	343kg	388kg	371kg
Essential Habitation Equipment	9kg		9kg	
Thermal Grade Insulation	THREE		THREE	
Maximum Recommended Trailer Weight	1600kg		1600kg	
Gross Train Weight	4900kg		5100kg	

	Standard	Optional	Standard	Optional	Standard	Optional	Standard	Optional
Fiat MultiJet Diesel Engine	130	150 Auto	130	150 Auto	130	150 Auto	130	150 Auto
Engine Capacity	2287cc	2287cc	2287cc	2287cc	2287cc	2287cc	2287cc	2287cc
Engine Power	130bhp @ 3600rpm	150bhp @ 3600rpm	130bhp @ 3600rpm	150bhp @ 3600rpm	130bhp @ 3600rpm	150bhp @ 3600rpm	130bhp @ 3600rpm	150bhp @ 3600rpm
Engine Torque	320Nm @ 1800rpm	350Nm @ 1500rpm	320Nm @ 1800rpm	350Nm @ 1500rpm	320Nm @ 1800rpm	350Nm @ 1500rpm	320Nm @ 1800rpm	350Nm @ 1500rpm
Roof Profile	Low Line		Low Line		Low Line		High Line	
Wheel Base	4.04m / 13' 3"		3.45m / 11' 4"		4.04m / 13' 3"		4.04m / 13' 3"	
Designated Passenger Seats (excluding driver)	1		1		1		5	
Berths (Sleeping Positions)	4		2		4		6	
Overall Length (Excluding Ladder)*	7.12m / 23' 4"		6.47m / 21' 3"		7.49m / 24' 7"		7.49m / 24' 7"	
Overall Width (Mirrors Folded)	2.24m / 7' 4"		2.24m / 7' 4"		2.24m / 7' 4"		2.24m / 7' 4"	
Overall Height	2.90m / 9' 6"		2.90m / 9' 6"		2.90m / 9' 6"		3.05m / 10' 0"	
Maximum Technical Permissible Laden Mass (A)	3500kg		3500kg		4250kg		4250kg	
Mass in Running Order (B)	3137kg	3154kg	3000kg	3017kg	3345kg	3362kg	3393kg	3410kg
Maximum User Payload (A-B)	363kg	346kg	500kg	483kg	905kg	888kg	857kg	840kg
Essential Habitation Equipment	9kg		9kg		9kg		9kg	
Thermal Grade Insulation	THREE		THREE		THREE		THREE	
Maximum Recommended Trailer Weight	1600kg		1600kg		1600kg		1600kg	
Gross Train Weight	5100kg		5100kg		5850kg		5850kg	

Front Double	204cm x 132cm / 6'8" x 4'4"	190cm x 123cm / 6'3" x 4'0"
Or Front Nearside Single	187cm x 70cm / 6'2" x 2'4"	187cm x 66cm / 6'2" x 2'2"
And Front Offside Single	187cm x 70cm / 6'2" x 2'4"	190cm x 92cm / 6'3" x 3'0"
Rear Double		
Rear Nearside Single		
Rear Offside Single		
Overcab Bed		191cm x 137cm / 6'3" x 4'6"

Front Double	204cm x 132/114cm / 6'8" x 4'4"/3'9"	204cm x 132/114cm / 6'8" x 4'4"/3'9"	182cm x 123cm / 6'0" x 4'0"
Or Front Nearside Single			
And Front Offside Single			
Rear Double	188cm x 125cm / 6'2" x 4'1"	204cm x 177cm / 6'8" x 5'10"	205cm x 138cm / 6'9" x 4'6"
Rear Nearside Single		187cm x 66cm / 6'2" x 2'2"	204cm x 134cm / 6'8" x 4'5"
Rear Offside Single		177cm x 66cm / 5'10" x 2'2"	187cm x 66cm / 6'2" x 2'2"
Overcab Bed			191cm x 137cm / 6'3" x 4'6"

You can be reassured when you buy a Bessacarr Motorhome that they all come with the following market leading features

Bessacarr Plus Points

- European Whole Vehicle Type Approval ensures compliance with strict weight, dimensions and safety regulations
- New:** Cab battery isolation switch to prevent discharge in storage
- Driver and passenger airbags
- Concertina windscreen blind and side window blinds
- Cab carpet (removable)
- Heavy duty rear chassis members ready for optional towbar
- Spare wheel and tyre
- One-piece, 5000 Series marine grade aluminium side-walls finished in white
- Full GRP rear panel with high-level brake light and housing for optional camera
- Key fob operated remote central locking of cab doors and entrance door
- 44mm 'sandwich' floor with Xyligen treated WBP plywood and Styrofoam insulation core
- Strong redwood body and floor framing impregnated to resist moisture and fungal attack
- Fixing points for rear-mounted cycle rack
- 12V exterior power point for pump filling of water tank (pump not supplied)
- Roof and wiring prepared for solar panel installation easy-access eye-level consumer unit
- Dual fuel hob with 800W electric hotplate and 3 gas burners
- Digital control, Smart Energy Selection fridge
- Granite-look GRP kitchen sink
- High impact, scratch resistant floor lino
- Sprung interior fixed bed mattress
- Lounge seat and bed tops with sprung support for easy access
- Concertina action door flyscreen
- Removable carpets in living area
- Push-button locks on overhead locker doors

Additional features

- Chassis-Cab**
- New:** Fiat Euro 5 130bhp, 2.3 litre engine - 9% improvement in fuel economy, - 7% lower CO₂ emissions than Euro 4 130bhp engine
- New:** Cab interior trim look
- New:** Dashboard design with fully integrated factory-fit Radio/CD/MP3 player with switch-off timing adjustable up to 3 hours
- Up-rated front suspension with higher ride height and comfortable handling
- Rear anti-roll bar
- Driver and passenger seats in E410, E450 and E480 with:
 - Swivels
 - Position, height and rake adjustment
 - Two armrests
 - Fully upholstered covers
 - Base surrounds

- Driver and passenger seats in E435, E460 and E495 with:
 - Position and rake adjustment (driver's seat also has height adjustment)
 - Armrest
 - Fully upholstered covers
 - Base surrounds
- ABS brakes
- EBD (electronic brake force distribution)
- Immobiliser with rolling code
- Variable power steering
- Electric operated and tinted cab windows
- Electrically adjusted and heated wing mirrors fitted with direction indicators
- Headlamp height adjustment
- Adjustable steering wheel position
- Lockable (laptop PC size) central storage box
- Two DIN sockets

Body and Exterior equipment

- Four Low line models with a sleek low-line profile housing large overcab locker set in smart moulded fascia
- Two High line models with a spacious luton housing a large, comfortable lift-up luton bed, gas strut assisted
- Roof capping rails join the front GRP overcab to the GRP back panel for a fully integrated look
- GRP moulded skirts
- Gloss white finished front bumper
- Entrance door with two-point lock, pleated easy action flyscreen and window
- Stepwell for easy access
- Electrically operated single entrance step with buzzer warning and automatic retraction

- Service door for underseat/bed storage
- Underfloor storage bin (E450, E460 and E495)
- Double glazed opening windows with night-latch ventilation
- LED awning light
- 32mm sandwich construction walls with high density styrene core and one-piece aluminium skin
- 34mm sandwich construction roof with high density styrene core and one-piece aluminium skin
- Compartment for two 7kg gas bottles with fitted butane/propane regulator and propane hose

Living Area

- New:** 'Italian Ash' woodgrain
- 'Zara' standard fabric scheme
- Lap and diagonal seat belts on all designated passenger seats
- Slide-out storage and adjustable bracket for 15" flatscreen TV (except E480 which has a fixed position for 19" TV)
- Swift Group 'spaceframe' locker construction
- Bed mattresses and lounge bench seat cushions supported by beech slats for extra comfort
- Seat backrest ventilation boards
- Free-standing table with dedicated storage location (E495 has two)
- Midi-Heki skylight with flynet and adjustable blind
- Multi-directional clear rooflight with pleated flyscreen and blind

- Cassette flyscreens and blinds on all windows
- Two luton windows in high line models for good light and ventilation
- Domestic style mortice locks on washroom and wardrobe doors
- Removable aluminium ladder to the over-cab bed (High-Line models)
- Fitted rubber mat in entrance step well
- Smoke alarm
- New:** Carbon monoxide alarm

Kitchen

- Digital control, Smart Energy Selection fridge, 97 litre in E410 and E435; 112 litre in E460, E450, E480 and E495
- Full oven, separate grill and dual fuel hob with 800W electric hotplate and 3 gas burners with electronic ignition and flame failure protection
- Glass hob lid with safety cut-out feature
- Built-in microwave oven with digital controls
- Granite-look GRP kitchen sink with removable drainer and dedicated storage
- Food grade nylon chopping board with dedicated storage
- Chrome finish brass pillar tap with long spout
- Thermostatic oven and separate grill
- Multi-directional clear rooflight with pleated flyscreen and blind

Washroom

- 35mm thick door
- Plastic lined shower area
- Folding doors to create dry area for toilet, towels etc.
- Lower cupboard with built-in washbasin
- Thetford cassette toilet with electric flush and 18 litre wheeled tank

- Chrome finish brass shower and mixer taps
- Multi-directional clear rooflight with pleated flyscreen and blind (except E460 which has an opening window)

Heating and Plumbing

- Grade 3 classification (EN 1646-1) for heating and thermal insulation (for sub-zero ambient temperatures)
- Dual fuel 3kW gas and 2kW electric blown air central heating
- Dual fuel gas and 850W/1300W electric storage water heater
- New:** Truma 'Drivesafe' regulator for en-route use of heating and water heating
- 90 litre under-floor, insulated fresh water tank with level sensor (94 litre E460)
- Pressurised fresh water system with self-priming pump
- 68 litre waste water tank with level sensor (60 litre E460)
- Butane/propane regulator and connection hose for propane

Electrical

- Mains 230V supply via easy-access eye-level consumer unit to sockets, fridge, microwave oven, heater, water heater and battery charger/transformer
- 25amp charger/transformer for leisure batteries
- 95 amp-hour (Dir 2006/66/EC) leisure battery in underfloor compartment (Space for 2nd battery, not supplied)
- Five 230V sockets in E450, E480 and E495; four in E410, E435 and E460

- Easy to use 12V control panel over doorway with touch controls for:
 - Vehicle/Leisure battery selection and display of:
 - Tank heaters (optional)
 - Tank levels
 - Vehicle and leisure battery state
- Low energy lighting system with soft white high output LED lights that save typically 70% energy compared to conventional lighting
- Power supply for satellite dish installation
- 25 metre mains hook-up cable
- TV station with flatscreen bracket 230V, 12V supply and co-ax link to outside connector

Options

- Comfort-Matic automatic gearbox with Fiat Euro 5 150bhp, 2.3 litre Variable Geometry Turbo engine - similar fuel consumption to 130 bhp but stronger performance (only available in conjunction with Driver's Pack)
- Special value Drivers Pack** with:
 - Upgraded radio/CD player with Bluetooth mobile phone connectivity, USB iPod/MP3 device connection and steering wheel controls
 - Dashboard mount and audio connection for customers' Tom Tom SatNav
 - Twin view colour reversing camera allowing use en-route
 - Factory-fitted 'Techno' silver dashboard trim, cab air-conditioning, cruise control
- Winter Pack** with:
 - Fresh and waste water tank heaters
 - Waste pipe insulation
 - Fridge vent covers
- Full length roll-out awning
- Impala stain resistant, easy-clean fabric

Notes

- * For Optional Roof Ladder add 200mm
- 1. The Maximum User Payload includes:
 - conventional load (this is the allowance for passengers)
 - essential habitation equipment (items of fluids required for safe and proper functioning of habitation equipment)
 - optional equipment (items available from the manufacturer over and above the standard specification)
 - personal effects (those items not effected by the above)
- 2. The Mass in Running Order is the mass of the unladen vehicle including a 75kg allowance for the driver plus engine coolants and 90% of the fuel tank / water tank & gas capacity.
- 3. Please take care to ensure that you have allowed for the masses of all items you intend to carry in the motor caravan, e.g. Passengers, optional equipment, essential habitation equipment and personal effects, such as clothing, food, pets, bicycles, sailboats, sports equipment etc.
- 4. Gross Train Weight must not be exceeded. Please consult your dealer for more detailed towing information.