

2012 TOURING CARAVAN RANGE



Buccaneer
luxury beyond compare



Buccaneer

luxury beyond compare

The Buccaneer range is spectacularly equipped for the most discerning of caravanners. Boasting more specification, innovative technology and ergonomically designed features than any other caravan on the market today.

Class-leading design coupled with exquisite craftsmanship creates the ultimate caravan experience.

Class-leading specification as standard:

- One piece 1.5mm GRP silver sides for ultimate resistance to minor damage
- Diamond standard wheel locks
- Suretrack® Thatcham approved tracker (12 month subscription included)
- On-board freshwater tank (40L) with auto changeover system
- External shower and rinse
- Motorised Heki 4 rain sensor with automatic close
- Avtex 7 way TV with in-built freeview and integrated DVD as standard
- Alde programmable central and water heating system with mobile phone connectivity
- Dedicated TV locations with TV bracket
- Class-leading locker storage and cabinetry with 24mm locker construction and positive locking
- 100% LED lighting for less drain on battery
- Concealed lighting under worktop and low level light for night time ambience
- Luxury deep-pile carpet
- Duette pleated blinds
- Memory foam mattress
- Domestic style polished chrome curtain poles (selected locations)
- Electric toilet with ceramic bowl and automatic water feed
- Extending towel drying rail for small garments

and much, much more!



Buccaneer Caravel in optional 'Cardinal Mirage' leather upholstery



Buccaneer Caravel bathroom



Buccaneer Corsair kitchen



Buccaneer Corsair bedroom



Buccaneer

YOUR BUCCANEER CARAVAN IS EXPERTLY CRAFTSMAN-BUILT IN BRITAIN BY A TEAM DEDICATED TO YOUR TOTAL SATISFACTION.

Buccaneer caravans have been built in Britain for over 40 years. The Buccaneer is the epitome of caravan excellence, boasting specification you will simply not find in any other brand.

Buccaneer has it all ... and so much more!



designed by enthusiasts

OUR AWARD-WINNING TOURING CARAVANS ARE THE RESULT OF OVER 40 YEARS' EXPERIENCE, EXPERTISE AND ENTHUSIASM.

Your feedback fuels our continuous improvement and investment, resulting in class-leading caravans that are designed to make your Buccaneer experience extraordinary.

OUR DESIGNERS TRAVEL THE WORLD TO BRING YOU CLASS-LEADING FIXTURES AND FITTINGS.

We're the first to bring you the very latest advances in design and technology, so your Buccaneer combines the most cutting-edge components, whilst retaining its signature style and heritage.

signature style and innovative ideas



sure and steady with BPW



IN EXCLUSIVE PARTNERSHIP WITH BUCCANEER

BUCCANEER TOURING CARAVANS COME WITH WORLD-RENOWNED BPW TECHNOLOGY, DESIGNED FOR BETTER FUNCTIONALITY, GREATER SAFETY AND THE ULTIMATE TOWING EXPERIENCE.

- **Fast Coupling WS3000 Winterhoff Stabiliser***
With class-leading pitch and swing control; easy one-handed operation; greater towing performance – and no special towbar required
- **Swing Vtec Chassis***
For improved stability in all conditions and an improved towing experience
- **iDC Intelligent Drive Control***
Works like the electronic stability programme (ESP) in your car, detecting and eliminating any critical snaking of your caravan in unfavourable driving conditions. The ultimate in safety and stability
- **Endurance Tested**
On the toughest of Europe's test tracks, simulating 5 years of punishing usage. Buccaneer caravans remain safe, undamaged and still looking great

*Standard on all Buccaneer models

Visit www.buccaneercaravans.co.uk/bpw-technology for more information on the BPW features and benefits found exclusively on Buccaneer caravans.





Buccaneer Corsair shown with standard 'Hosana' fabric. Inset: 'Assina' Aquaclean® fabric ① and 'Cardinal Mirage' leather ② upholstery options



Buccaneer Corsair mid-height microwave showing practical pull-out worktop



Buccaneer Clipper spacious storage baskets showing worktop extension



Buccaneer Clipper illuminated cocktail cabinet with new wine bottle holder



Class-leading 'Profido Chiaro' 40mm hardwood worktops

new for 2012


- Lighter weights across the range
- All layouts are ergonomically improved for 2012

All-new exterior for 2012, including:

- High security locks to all doors
- Floor construction 46mm deep with waterproof GRP outer skin
- 1.5mm GRP silver sides for ultimate resistance to minor damage
- A-Frame cover with 'step-on' feature
- Wider entrance door with LED awning light and drip deflector
- Rain deflector

All-new interior features for 2012, including:

- Interior height 6'5"
- Avtex 7-way TV with in-built freeview and integrated DVD player
- Concealed mood lighting under kitchen worktops for improved visibility
- Class-leading 100% LED interior lighting, saving up to 80% battery consumption and giving over 70% improved LUX readings, even with consistent lighting
- Curved locker doors with chrome features and positive locking metal handles
- Class-leading cabinetry and craftsmanship with 24mm locker construction
- Illuminated cocktail cabinet with wine bottle holder
- 195L fridge freezer with removable freezer section creating more space (twin axles only)
- Granite effect bathroom vanity basin
- Exclusive 'Easy Glide' bed technology for easy bed conversion
- TV brackets up to 2 TV points in every caravan
- Class-leading 4 drawer chest unit with table top extension
- Easy to use electrical sockets on front window shelf (with USB charger)
- Retractable clothes dryer (for small garments)
- 40L on-board fresh water tank with auto changeover
- Fresh new interior design with co-ordinated luxurious 'Hosana' standard upholstery
- 'Cardinal Mirage' leather upholstery option with 'Assina' accessories
- Alternative Aquaclean® fabric option in 'Assina'
- 40mm 'Profido Chiaro' hardwood worktops manufactured in our factory
- Domestic style shower cubicle
- Worktop extension (model specific)
- Class-leading new 'Stainguard' carpet
- Carbon Monoxide (CO) monitor
- Up to 100mm increase in length
- Dual fuel hob
- Domestic style polished chrome curtain poles (selected locations)



Wardrobe with multiple hanging rails and lighting

100% LED lighting includes spotlights, downlights and ambient floor level lighting



New and exclusive 'Easy Glide' bed technology for easy bed conversion



Class-leading four drawer chest unit in Buccaneer Corsair



Spacious front lockers



Buccaneer Clipper shown with optional 'Assina' Aquaclean fabric



Buccaneer Corsair bathroom



Buccaneer Clipper shower cubicle with tile effect and LED lighting




Buccaneer Corsair airing cupboard and Alde heating

choose a Buccaneer layout to suit your lifestyle

Corsair

Single axle
4 berth
Interior length: 5800mm / 19'0"
Plated M.T.P.L.M: 1740kgs / 34.18cwt


Improved
Layout



Clipper

Twin axle
4 berth
Interior length: 6340mm / 20'10"
Plated M.T.P.L.M: 1930kgs / 37.91cwt

Improved
Layout



Caravel

Twin axle
4 berth
Interior length: 6340mm / 20'10"
Plated M.T.P.L.M: 1890kgs / 37.13cwt

Improved
Layout



Schooner

Twin axle
4 berth
Interior length: 6340mm / 20'10"
Plated M.T.P.L.M: 1920kgs / 37.71cwt

Improved
Layout



room

NOW LIGHTER



comfort

- GRADE III THERMAL INSULATION for guaranteed all weather comfort
- NEW interior height 6'5"
- NEW longer fixed beds up to 6'4"
- Motorised Heki 4 rain sensor with tilting panoramic rooflight with pleated blind, separate flyscreen and automatic rain sensor
- Improved comfort bunks and convertible beds
- Wide-opening spring-assisted beech slat bases on all bunks and beds for easy access
- Easy-lift fixed bed with gas struts for easy-access storage
- High bed frame with deep bed base and deep memory foam mattress with Coolmax® technology
- Co-ordinating headboard for greater comfort and style
- Class-leading quality sprung upholstery
- Seat bases with front access and space for bulky items
- Seat backrest ventilation for even distribution of heat
- 'Chocolate' bamboo-effect easy clean heavy-duty vinyl flooring
- Duette pleated blinds and flyscreens to all windows
- Flush-fit Seitz privacy double-glazed opening windows with night ventilation position

style

NEW streamlined ultra modern body shell - with flush fitting windows, inclined wheel arches, curved roof rails and one piece GRP sides for the ultimate resistance to minor damage.

The new modern, sharp and stylish exterior has been designed to reflect contemporary automotive design trends, culminating in a stunning and unique look, which will compliment any modern tow vehicle.

The new stylish exterior also includes:

- NEW larger entrance door with GRP finish
- NEW front window rain shield
- NEW stylish moulded roof line
- NEW chromed stylish grab handles
- NEW rear panel with silver light inserts
- NEW graphics
- UK manufactured 'Vulcan' sports alloy wheels

All new consumer design-led interior with ergonomic and practical features including:

- NEW 24mm class-leading locker construction and cabinetry
- NEW curved locker doors with chrome features
- NEW 'Montego Birnbaun' furniture with positive locking cupboards and chrome locker handles
- NEW class-leading 100% LED interior lighting, saving up to 80% battery consumption and giving over 70% improved Lux readings, with even consistent lighting and longer life-span
- Fresh new interior design with co-ordinated luxurious 'Hosana' soft furnishings
- Optional Aquaclean® wipe clean 'Assina' upholstery
- 'Cardinal Mirage' leather option with 'Assina' accessories
- Co-ordinating scatter cushions plus bolsters as standard
- NEW luxurious class-leading deep pile carpet
- NEW stylish 'Berker' electrical switches and sockets
- NEW class-leading 40mm deep 'Profido Chiaro' hardwood worktops with co-ordinating trim
- NEW chrome domestic style curtain poles
- Twin curtain track for improved hanging and ease of use (front window only)
- BPW Winterhoff Diamond Standard wheel lock (2 on twin axle models) and jack
- Suretrack® Thatcham approved vehicle category 7 tracker with 12 month subscription as standard
- EC Whole Vehicle Type Approval
- NEW Carbon Monoxide (CO) alarm
- NEW high security entrance locks to all doors
- Side marker lights
- Smoke alarm
- PIR (Passive Infra Red) and tilt-sensor alarm system
- Gas regulator for Propane and Butane mounted on front bulkhead
- Isolation taps for gas appliances
- CRIS identity number etched to windows and caravan chassis
- Concealed security data chip within caravan construction
- All models comply with British and European safety standards as independently verified by the National Caravan Council (NCC)
- Whale Aquasource waterline system with 40ltr onboard tank, new dual pump and auto-fill system
- NEW floor construction 46mm deep with waterproof GRP outer skin
- NEW and exclusive 'Easy Glide' bed technology for easy bed conversion
- NEW retractable clothes dryer in bathroom for small garments
- NEW wardrobe light sensor
- NEW class-leading full depth front lockers
- NEW easy to use front window shelf electrical sockets (with USB charger)
- NEW LED large awning light with drip deflector above larger exterior door
- NEW A-frame cover with 'step-on' feature
- NEW class-leading acrylic wider gas locker door with dual gas struts
- NEW mud flaps
- NEW LED high level brake light
- Microwave isolation switch
- Moulded full height stonechip-resistant GRP front panel with three double glazed opening windows and gas locker door with class-leading gas strut access
- Class-leading BPW Swing V-tec chassis for improved towing stability
- BPW iDC (Intelligent Drive Control) anti-snaking device as standard
- Winterhoff WS3000 stabiliser
- Shock absorbers as standard
- Spare wheel and underslung carrier
- Jockey wheel with nose weight indicator
- Easy action handbrake
- Twin fog and reverse lights
- 13-pin 12V car connector
- Exterior access battery box with mains electric inlet (battery not included)
- Large universal gas bottle storage
- Additional exterior access locker door adjacent to battery box
- Up to two extra wide access exterior locker doors
- Inboard semi-rigid fresh water pipes
- Large bore under-slung rigid waste pipes with offside outlet
- Fully protected mains electric system
- 20 Amp switchmode charger / transformer
- 12V control panel with battery status meter, master 12V switch, water pump switch and tank level indicator
- 25 meter mains hook-up cable
- 'Fiamma' universal fixing points for rear mounted cycle rack
- Wide-opening seat bases with space under for ample storage of larger items
- Waste Master
- Entrance step and removable entrance mat with tray

security

- NEW Avtex 7-way TV with integrated DVD player, built-in Freeview, CD player, USB port (which can be used to record and playback programmes), 2 HDMI inputs and PC monitor
- NEW class-leading 4 drawer chest unit with pull-out table for occasional dining
- NEW illuminated cocktail cabinet with new wine bottle holder
- NEW TV brackets minimum of 2 TV points in every caravan with dedicated locations for comfortable viewing
- Satellite connectivity as standard
- Self seeking satellite dish as option
- Dedicated area for Freeview/Satellite connection (box not included)
- Dedicated 230V, 12V, satellite TV and coax aerial sockets
- Status 530 directional TV aerial
- Up to seven 230V sockets
- 12V external outlet with solar panel connectivity
- 230V external outlet socket for an awning
- 12V/240V outlet socket for awning
- AM radio aerial
- CD radio tuner with iPod and mp3 connectivity and speakers
- Free standing dining table extension with dedicated storage location

practical

- NEW dual fuel hob with 'Chinchilla' glass cover
- NEW lower easy to access mounted microwave
- NEW clear vision multi-speed omnivent
- NEW concealed lighting under kitchen worktops
- NEW stylish low level LED lighting
- NEW dedicated cutlery tray
- NEW larger pull-out kitchen storage baskets (excluding Caravel)
- NEW fridge freezer with removable freezer section creating more space (twin axles only)
- NEW style Spinflo oven with 2 shelves, illumination and electronic ignition with pan storage below
- Improved LED kitchen lighting
- Black enamel finish sink with integral drainer and 'Chinchilla' glass cover
- Polished chrome fittings and taps
- Double electric socket in kitchen
- External gas barbecue point

entertain

- NEW dual fuel hob with 'Chinchilla' glass cover
- NEW lower easy to access mounted microwave
- NEW clear vision multi-speed omnivent
- NEW concealed lighting under kitchen worktops
- NEW stylish low level LED lighting
- NEW dedicated cutlery tray
- NEW larger pull-out kitchen storage baskets (excluding Caravel)
- NEW fridge freezer with removable freezer section creating more space (twin axles only)
- NEW style Spinflo oven with 2 shelves, illumination and electronic ignition with pan storage below
- Improved LED kitchen lighting
- Black enamel finish sink with integral drainer and 'Chinchilla' glass cover
- Polished chrome fittings and taps
- Double electric socket in kitchen
- External gas barbecue point

cook

- NEW dual fuel hob with 'Chinchilla' glass cover
- NEW lower easy to access mounted microwave
- NEW clear vision multi-speed omnivent
- NEW concealed lighting under kitchen worktops
- NEW stylish low level LED lighting
- NEW dedicated cutlery tray
- NEW larger pull-out kitchen storage baskets (excluding Caravel)
- NEW fridge freezer with removable freezer section creating more space (twin axles only)
- NEW style Spinflo oven with 2 shelves, illumination and electronic ignition with pan storage below
- Improved LED kitchen lighting
- Black enamel finish sink with integral drainer and 'Chinchilla' glass cover
- Polished chrome fittings and taps
- Double electric socket in kitchen
- External gas barbecue point

wash

- Alde Hydronic Compact 3010 24-hr programmable central & water heating with mobile phone connectivity, allowing you to control the temperature remotely
- NEW Dometic CT3050 toilet with ceramic bowl and automatic water feed
- NEW fully lined, tiled effect shower cubicle
- NEW granite effect bathroom vanity basin
- Vanity areas with LED downlighting, shelves and dedicated sockets for hairdryer and appliances (selected models)
- Illuminated vanity mirror in bathroom
- Full length dressing mirror (selected models)
- Polished chrome fittings, mixer taps and separate shower taps
- Separate shower mixers with adjustable head positions
- Domestic style bathroom door with high quality privacy lock
- External Shower and Rinse with hot and cold water mixer
- Multi-positional rooflight with flyscreen and blind



* All weights are pre-production estimate for guidance only - may be subject to change.


For 2012 models the method of calculating the MIRO and payload figures has been changed. Allowances for essential equipment (e.g gas cylinders) previously allowed for in the user payload are now within the MIRO. The provision for a leisure battery has been included within the personal effects payload allowance.

Please refer to the accompanying guide for latest prices, options and full technical specifications. For more information on the Buccaneer range please visit www.buccaneercaravans.co.uk

Personalising your Buccaneer caravan - Options for 2012 season

- Alternative Aquaclean® fabric option in 'Assina'. A unique molecular coating is applied to Aquaclean® fabrics ensuring that even the toughest stains can be removed easily
- 'Cardinal Mirage' leather option with 'Assina' accessories
- Robstop security device for use with Winterhoff stabiliser (retailer fit)
- Wraparound seating in lieu of front drawer chest unit with extending occasional table (retailer fit). Customer also retains chest unit
- Air conditioning (retailer fit)

- Clear windows in lieu of black privacy windows
- Self seeking satellite dish
- Weight plate upgrade (FREE at point of order)
- Bespoke co-ordinating bed cover sets are available for your Buccaneer, visit www.buccaneercaravans.co.uk/jonic
- A variety of full size and porch awnings are available to fit your Buccaneer, please ask your Elddis retailer for information and advice



'Assina' Aquaclean® fabric option



'Cardinal Mirage' leather option





The 2012 Buccaneer touring caravan range, options and accessories are available exclusively at our national network of approved retailers.

Visit www.buccaneercaravans.co.uk to find your nearest specialist Buccaneer supplier and to see 360° virtual tours, product reviews, news, offers and much more.



The Explorer Group | Delves Lane | Consett | County Durham | DH8 7PE

Tel: 01207 699 000



The Buccaneer Touring Caravan range was the first ever to be awarded EC Whole Vehicle Type Approval.

Every Buccaneer caravan proudly carries the National Caravan Council (NCC) approved badge of quality.

Buccaneer is a trademark of The Explorer Group Limited.

Company Registration No. 02433663 England & Wales.



This brochure does not constitute an offer by Buccaneer. Buccaneer reserves the right to, and does alter from time to time, technical specifications, prices and model ranges as materials, model improvements and conditions require, and can accept no responsibility for discrepancies between these and subsequent models shown. This brochure is for guidance purposes only. Please be sure to check our full current and technical specifications with your retailer before placing your order. Please note that Approved Retailers are not the agents of Buccaneer. Accordingly they have no authority to bind Buccaneer or to make any representation or undertaking whatsoever on behalf of Buccaneer. Props shown in this brochure are for photographic purposes only and are not included in the specification. Bed covers and additional scatter cushions shown are for demonstration purposes only, similar co-ordinating sets are available to purchase from Jonic www.buccaneercaravans.co.uk/jonic