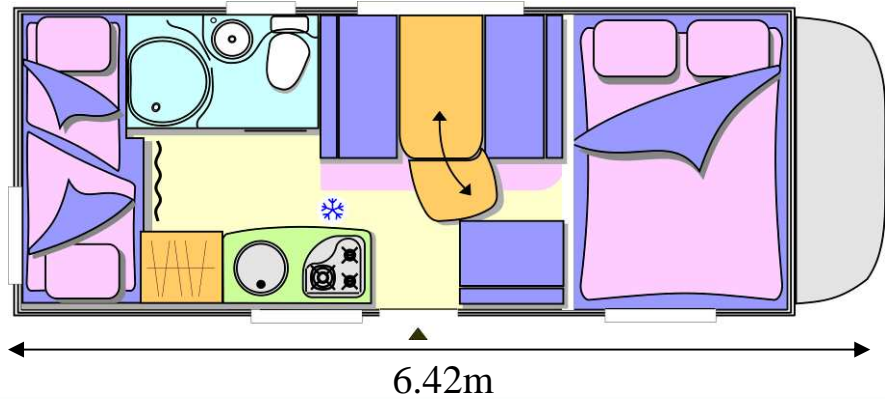




Flash 03



- 6-speed gearbox
- Wide track rear axle
- ABS
- Starting protection system
- Double Airbag
- Electric windows
- Central cab door locking
- Electric, de-icing rearview mirrors
- Heated windscreen
- Cruise control
- Swivels seats with double armrests height adjustable
- Pre-wired radio

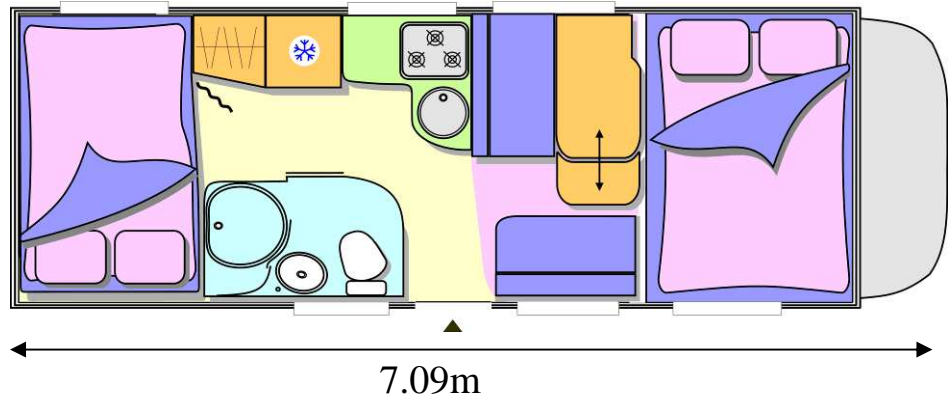


- Polyester coachwork (+ anti-hail roof)
- Floor, 62 mm thick including 50 mm insulation
- Coach build door with integrated fly-screen
- Cross-bar for bike-rack
- Panoramic skylight 700x500
- Heating using vehicle fuel:
 - pulsed air
 - on the road heating
- Grill
- Over-cab bunk 1.55 m
- Anti-condensation over-cab bed base
- Built in storage and spotlights in over-cab bed head
- Adjustable head restraints
- Bunk beds, 82 cm wide at bed head
- Low rear fold away bunk for side garage conversion with two access gates
- LCD TV mount and prewired TV

**Also available
- Big Fridge (Flash 03GF)**

** Homologation to be confirmed

Flash 11



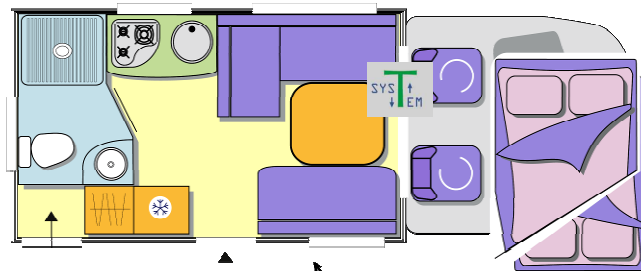
- 6-speed gearbox
- Rear twin-wheel drive
- ABS
- Starting protection system
- Double Airbag
- Electric windows
- Central cab door locking
- Electric, de-icing rearview mirrors
- Heated windscreen
- Cruise control
- Swivels seats with double armrests height adjustable
- Pre-wired radio



- Polyester coachwork (+ anti-hail roof)
- Floor, 62 mm thick including 50 mm insulation
- Coach build door with integrated fly-screen
- Cross-bar for bike-rack
- Panoramic skylight 700x500
- Fridge-freezer 145 L
- Grill
- 6000W Heating using vehicle fuel:
 - Water heater
 - pulsed air
 - on the road heating
- Rear fixed bed 1.39/1.24 X 2.09 m
- Over-cab bunk 1.55 m
- Anti-condensation over-cab bed base
- Built in storage and spotlights in over-cab bed head
- Adjustable head restraints
- LCD TV mount and prewired TV
- Large rear garage over entire vehicle width with melamine-covered walls and two access gates
- Height of the bed on flexible garage



Flash 10



5.99m



- 6-speed gearbox
- Wide track rear axle
- ABS
- Starting protection system
- Double Airbag
- Electric windows
- Central cab door locking
- Electric, de-icing rearview mirrors
- Heated windscreen
- Cruise control
- Swivels seats with double armrests height adjustable
- Pre-wired radio



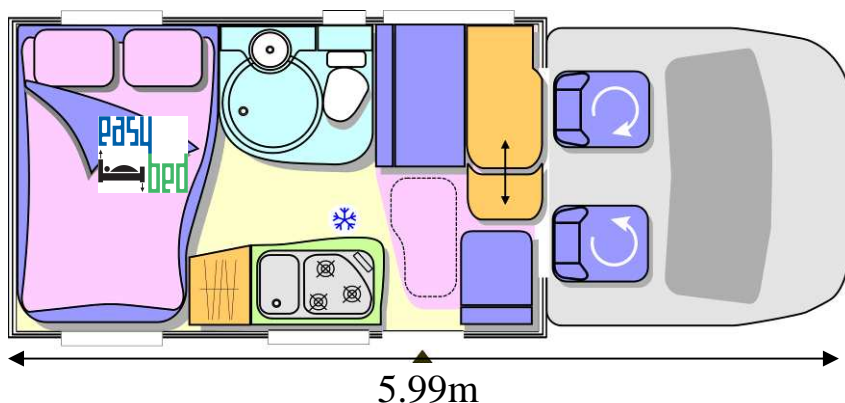
- Polyester coachwork (+ anti-hail roof)
- Floor, 62 mm thick including 50 mm insulation
- Coach build door with integrated fly-screen
- Cross-bar for bike-rack
- Panoramic skylight 700x500
- Front panoramic lounge with multi-position table and height adjustable electrically (T SYSTEM)
- Fridge 145L
- Grill
- Heating using vehicle fuel:
 - pulsed air
 - on the road heating
- Permanent adjustable electric fix bed with 2 positions: 138X193 (without blanking of the cell door)
- Adjustable head restraints
- LCD TV mount and prewired TV
- Bathroom :
 - Double ventilation (skylight + window)
 - Shower stalls 80x80cm with rigid swinging doors
- Rear vertical locker 1.90 height & central dinette exterior locker 1.10m wide

Also available
- Island kitchen (Suite Mini)

** Homologation to be confirmed



Flash 04



- 6-speed gearbox
- Wide track rear axle
- ABS
- Starting protection system
- Double Airbag
- Electric windows
- Central cab door locking
- Electric, de-icing rearview mirrors
- Heated windscreen
- Cruise control
- Swivels seats with double armrests height adjustable
- Pre-wired radio



- Polyester coachwork (+ anti-hail roof)
- Floor, 62 mm thick including 50 mm insulation
- Coach build door with integrated fly-screen
- Cross-bar for bike-rack
- Panoramic skylight 700x500
- Grill
- Heating using vehicle fuel:
 - pulsed air
 - on the road heating
- Rear fixed bed 1.36/1.18x2.04m
- Adjustable head restraints
- LCD TV mount and prewired TV
- Bathroom :
 - Double ventilation (skylight + window)
 - Shower cab with sliding door
 - Double bond on shower tray
- Large rear garage over entire vehicle width with two access gates
- Easy regulation height rear bed:
 - Amplitude 35cm
 - Flexible garage



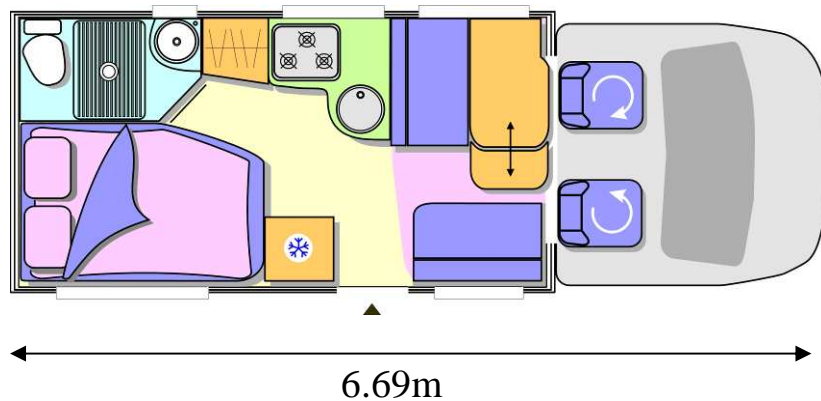
Also available

- Overcab (Flash 01)
- Lowprofile Luxury (Welcome 64)

* Extra bed possible with optional accessory
** Homologation to be confirmed

4
5
4**
3500/3650
4250
FIAT
2.0L 115 PS / 85Kw
2.3L 130 PS / 96Kw
2.3L 150 PS / 109Kw
3.0L 180 PS / 130Kw

Flash 08



- 6-speed gearbox (except 115HP)
- Wide track rear axle
- ABS
- Double Airbag
- Starting protection system
- Electric windows
- Central cab door locking
- Electric, de-icing rearview mirrors
- Swivels seats with double armrests height adjustable
- Pre-wired radio with 4 LS
- Rear view mirrors with integrated radio aerial

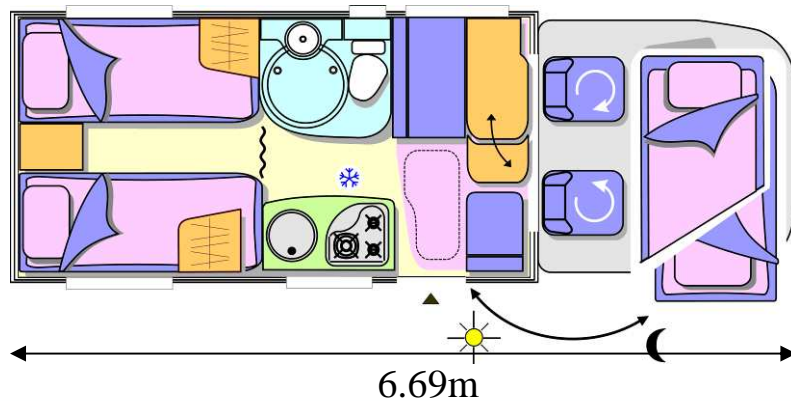


- Polyester coachwork (+ anti-hail roof)
- Floor, 62 mm thick including 50 mm insulation
- Coach build door with integrated fly-screen
- Cross-bar for bike-rack
- Panoramic skylight 700x500
- Fridge-freezer 145 L
- Grill
- Heating using vehicle fuel:
 - Water heater
 - pulsed air
 - on the road heating
- Adjustable head restraints
- LCD TV mount and prewired TV
- Large wardrobe storage
- Locker with outside access

Also available
- Hiway bed (Flash 06)

** Homologation to be confirmed

Flash 16



- 6-speed gearbox
- Wide track rear axle
- ABS
- Starting protection system
- Double Airbag
- Electric windows
- Central cab door locking
- Electric, de-icing rearview mirrors
- Heated windscreen
- Cruise control
- Swivels seats with double armrests height adjustable



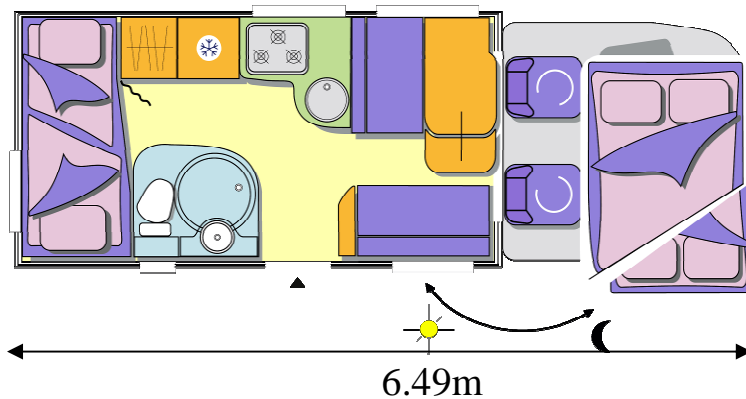
- Polyester coachwork (+ anti-hail roof)
- Floor, 62 mm thick including 50 mm insulation
- Coach build door with integrated fly-screen
- Cross-bar for bike-rack
- Panoramic skylight 700x500
- Grill
- Heating using vehicle fuel:
 - Water heater
 - pulsed air
 - on the road heating
- Twin beds 2.04 m with extension system for wide bed
- Hiway bed 0.97X1.91m
- 2 independant wardrobe
- Adjustable head restraints
- LCD TV mount and prewired TV
- Bathroom :
 - Double ventilation (skylight + window)
 - Shower cab with sliding door
 - Double bond on shower tray
- rear locker over entire vehicle width with two access gates

Also available
-Island Bed (Flash 20)

* Extra bed possible with optional accessory
** Homologation to be confirmed



Flash 22



- 6-speed gearbox
- Wide track rear axle
- ABS
- Starting protection system
- Double Airbag
- Electric windows
- Central cab door locking
- Electric, de-icing rearview mirrors
- Heated windscreen
- Cruise control
- Swivels seats with double armrests height adjustable
- Pre-wired radio



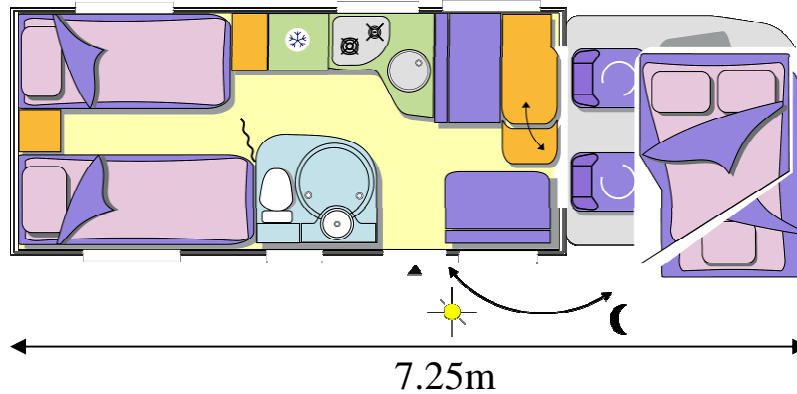
- Polyester coachwork (+ anti-hail roof)
- Floor, 62 mm thick including 50 mm insulation
- Coach build door with integrated fly-screen
- Cross-bar for bike-rack
- Panoramic skylight 700x500
- Fridge-freezer 145 L
- Grill
- Heating using vehicle fuel:
 - pulsed air
 - on the road heating
- Hiway bed 1.40X1.91m (without blanking of the cell door)
- Adjustable head restraints
- LCD TV mount and prewired TV
- Bathroom :
 - Double ventilation (skylight + window)
 - Shower cab with sliding door
 - Double bond on shower tray
- Bunk beds, 94 cm wide at bed head
- Low rear fold away bunk for side garage conversion with two access gates

**Also available
-GARAGE (Flash 26)**

** Homologation to be confirmed



Flash 24



- 6-speed gearbox
- Wide track rear axle
- ABS
- Starting protection system
- Double Airbag
- Electric windows
- Central cab door locking
- Electric, de-icing rearview mirrors
- Heated windscreen
- Cruise control
- Swivels seats with double armrests height adjustable



- Polyester coachwork (+ anti-hail roof)
- Floor, 62 mm thick including 50 mm insulation
- Coach build door with integrated fly-screen
- Cross-bar for bike-rack
- Panoramic skylight 700x500
- Fridge-freezer 145 L
- Grill
- 5500W Heating using vehicle fuel:
 - pulsed air
 - on the road heating
- Twin beds 1.85/2.04 m with extension system for wide bed
- Hiway bed 1.40/1.20X1.91m (without blanking of the cell door)
- Adjustable head restraints
- LCD TV mount and prewired TV
- Bathroom :
 - Double ventilation (skylight + window)
 - Shower cab with sliding door
 - Double bond on shower tray
- rear locker over entire vehicle width with two access gates

Also available
-central bed (Flash 30)

** Homologation to be confirmed

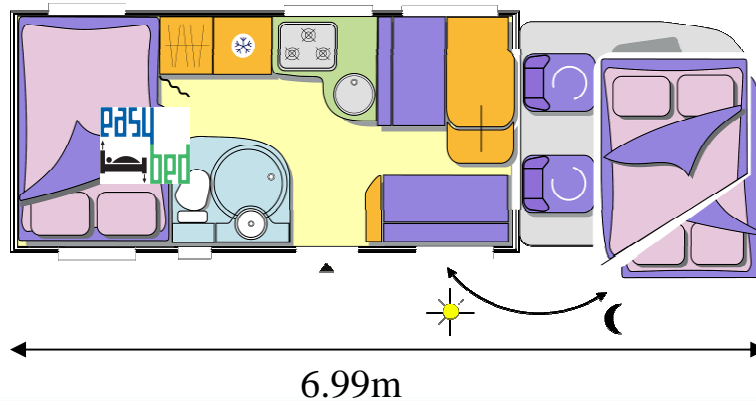






- 2.0L 115 PS / 85Kw
- 2.3L 130 PS / 96Kw
- 2.3L 150 PS / 109Kw
- 3.0L 180 PS / 130Kw

Flash 26



- 6-speed gearbox (except 115HP)
- Wide track rear axle
- ABS
- Double Airbag
- Starting protection system
- Electric windows
- Central cab door locking
- Electric, de-icing rearview mirrors
- Swivels seats with double armrests height adjustable
- Pre-wired radio with 4 LS
- Rear view mirrors with integrated radio aerial



- Polyester coachwork (+ anti-hail roof)
- Floor, 62 mm thick including 50 mm insulation
- Coach build door with integrated fly-screen
- Cross-bar for bike-rack
- Panoramic skylight 700x500
- Fridge-freezer 145 L
- Grill
- Heating using vehicle fuel:
 - pulsed air
 - on the road heating
- Hiway bed 1.40X1.91m (without blanking of the cell door)
- Rear fixed bed 1.38/1.26 x2.04m
- Adjustable head restraints
- LCD TV mount and prewired TV
- Bathroom :
 - Double ventilation (skylight + window)
 - Shower cab with sliding door
 - Double bond on shower tray
- Large rear garage over entire vehicle width with two access gates
- Easy regulation height rear bed:
 - Amplitude 35cm
 - Flexible garage

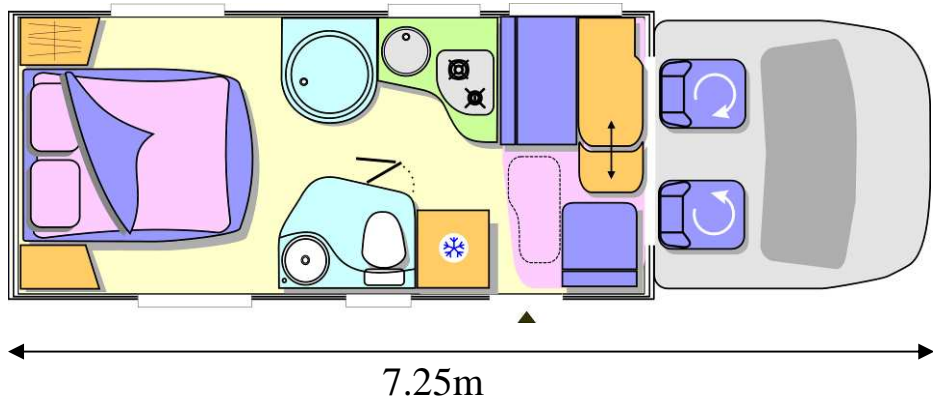


Also available
- rear fold away bunk (Flash 22)

** Homologation to be confirmed



Flash 28



- 6-speed gearbox (except 115HP)
- Wide track rear axle
- ABS
- Starting protection system
- Double Airbag
- Electric windows
- Central cab door locking
- Electric, de-icing rearview mirrors
- Heated windscreen
- Cruise control
- Swivels seats with double armrests height adjustable
- Pre-wired radio



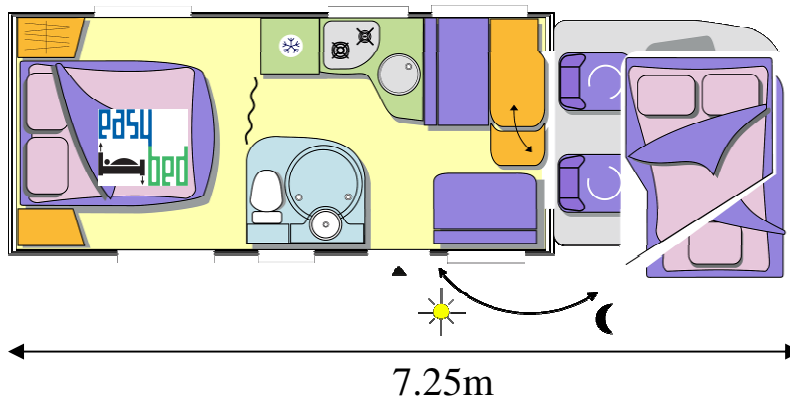
- Polyester coachwork (+ anti-hail roof)
- Floor, 62 mm thick including 50 mm insulation
- Coach build door with integrated fly-screen
- Cross-bar for bike-rack
- Panoramic skylight 700x500
- Fridge-freezer 145 L
- Grill
- 5500W Heating using vehicle fuel:
 - pulsed air
 - on the road heating
- Adjustable head restraints
- LCD TV mount and prewired TV
- Bathroom / separated toilet
- Independent shower
 - Double bond on shower tray
- Drawers + Storage under adjustable island bed
- rear locker over entire vehicle width with two access gates

Also available
-Overcab (Flash 19)
-Lowprofile Luxury (Welcome 78)

* Extra bed possible with optional accessory
** Homologation to be confirmed



Flash 30



- 6-speed gearbox (except 115HP)
- Wide track rear axle
- ABS
- Starting protection system
- Double Airbag
- Electric windows
- Central cab door locking
- Electric, de-icing rearview mirrors
- Heated windscreen
- Cruise control
- Swivels seats with double armrests height adjustable

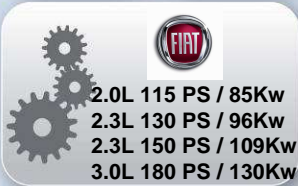
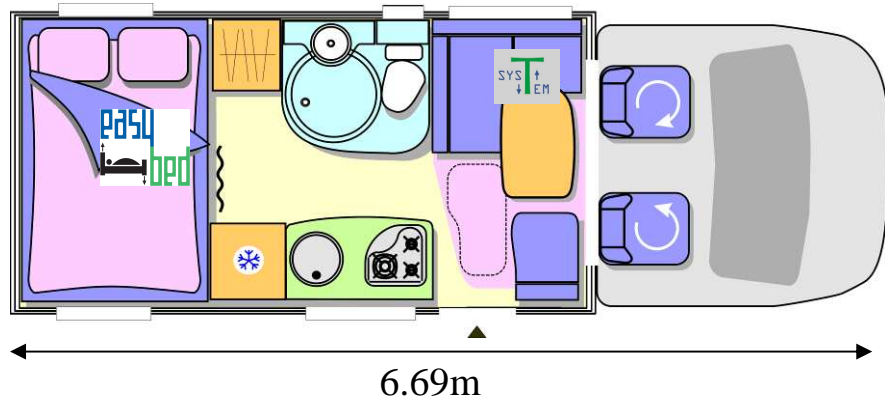


- Polyester coachwork (+ anti-hail roof)
- Floor, 62 mm thick including 50 mm insulation
- Coach build door with integrated fly-screen
- Cross-bar for bike-rack
- Panoramic skylight 700x500
- Fridge-freezer 145 L
- Grill
- 5500W Heating using vehicle fuel:
 - pulsed air
 - on the road heating
- Rear fixed bed 1.38x1.89 m
- Hiway bed 1.40/1.20x1.91m (without blanking of the cell door)
- Adjustable head restraints
- LCD TV mount and prewired TV
- Bathroom :
 - Double ventilation (skylight + window)
 - Shower cab with sliding door
 - Double bond on shower tray
- Large rear garage over entire vehicle width with two access gates
- Easy regulation height rear bed:
 - Amplitude 35cm
 - Flexible garage



Also available
-Twin Beds(Flash 24)
- Mini (Flash 20)
-Luxury Independent shower (Welcome 79)

Welcome 64



- 6-speed gearbox (except 115HP)
- Wide track rear axle
- ABS
- Double Airbag
- Starting protection system
- Electric windows
- Central cab door locking
- Electric, de-icing rearview mirrors
- Swivels seats with double armrests height adjustable
- Pre-wired radio with 4 LS
- Rear view mirrors with integrated radio aerial



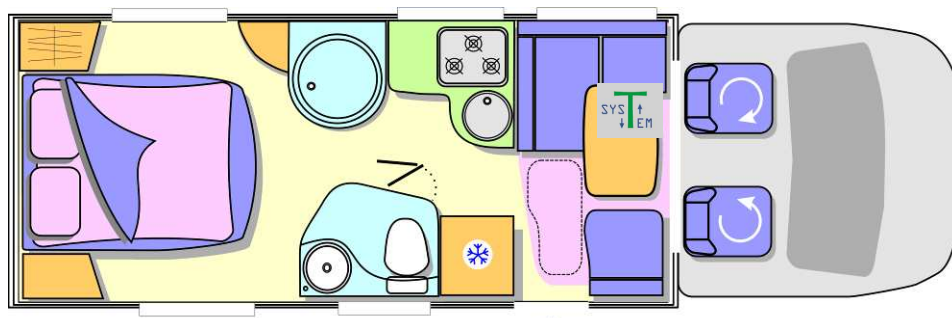
- Polyester coachwork (+ anti-hail roof)
- Floor, 62 mm thick including 50 mm insulation
- Coach build door with integrated fly-screen
- Exterior lighting
- Cross-bar for bike-rack
- Front panoramic roof assembly with picture window, skylight 900x600 and shading system
- Reversing radar with audible alarm
- Skylight with ventilator/extractor fan
- SEITZ windows with combined blinds/screens
- Wraparound cab blinds (REMIS)
- Front panoramic lounge with multi-position table and height adjustable electrically (T SYSTEM)
- Adjustable head restraints
- Fridge 190 L AES
- Gas Oven
- Heating using vehicle fuel:
 - pulsed air
 - on the road heating
- LCD TV mount and prewired TV
- Bathroom :
 - Double ventilation (skylight + window)
 - Shower cab with sliding door
 - Double bond on shower tray
- Rear fixed bed on garage 1.42m x2.04m
- Large rear garage over entire vehicle width with two access gates
- Easy regulation height rear bed:
 - Amplitude 35cm
 - Flexible garage



Also available
-MAXI (Welcome 88)

* Extra bed possible with optional accessory
** Homologation to be confirmed

Welcome 78



7.39m



- 6-speed gearbox (except 115HP)
- Wide track rear axle
- ABS
- Double Airbag
- Starting protection system
- Electric windows
- Central cab door locking
- Electric, de-icing rearview mirrors
- Swivels seats with double armrests height adjustable
- Pre-wired radio with 4 LS
- Rear view mirrors with integrated radio aerial



- Polyester coachwork (+ anti-hail roof)
- Floor, 62 mm thick including 50 mm insulation
- Coach build door with integrated fly-screen
- Exterior lighting
- Cross-bar for bike-rack
- Front panoramic roof assembly with picture window, skylight 900x600 and shading system
- Reversing radar with audible alarm
- Skylight with ventilator/extractor fan
- SEITZ windows with combined blinds/screens
- Wraparound cab blinds (REMIS)
- Front panoramic lounge with multi-position table and height adjustable electrically (T SYSTEM)
- Adjustable head restraints
- Fridge 190L AES
- Gas Oven
- 6000 W heating using the vehicle fuel:
 - Water heater
 - pulsed air
 - on the road heating
- LCD TV mount and prewired TV
- Bathroom / separated toilet
- Independent shower
 - Double bond on shower tray
- Drawers + Storage under adjustable island bed
- rear locker over entire vehicle width with two access gates

Also available

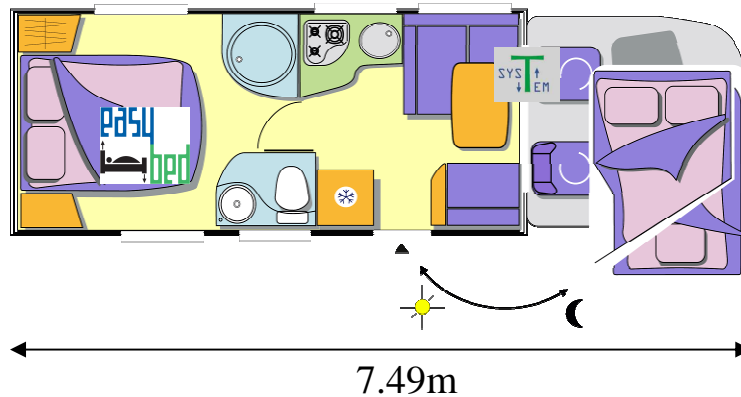
- Easy Bed + Hiway bed(Welcome 79)
- Twin Beds (Welcome 98)
- Garage (Welcome 88)

* Extra bed possible with optional accessory

** Homologation to be confirmed

5
4/5
4**
3500/3650
4250
FIAT
2.0L 115 PS / 85Kw
2.3L 130 PS / 96Kw
2.3L 150 PS / 109Kw
3.0L 180 PS / 130Kw

Welcome 79



- 6-speed gearbox (except 115HP)
- Wide track rear axle
- ABS
- Double Airbag
- Starting protection system
- Electric windows
- Central cab door locking
- Electric, de-icing rearview mirrors
- Swivels seats with double armrests height adjustable
- Pre-wired radio with 4 LS
- Rear view mirrors with integrated radio aerial



- Polyester coachwork (+ anti-hail roof)
- Floor, 62 mm thick including 50 mm insulation
- Coach build door with integrated fly-screen
- Exterior lighting
- Cross-bar for bike-rack
- Front panoramic roof assembly with picture window, and shading system
- Panoramic skylight
- Reversing radar with audible alarm
- Skylight with ventilator/extractor fan
- SEITZ windows with combined blinds/screens
- Wraparound cab blinds (REMIS)
- Front panoramic lounge with multi-position table and height adjustable electrically (T SYSTEM)
- Adjustable head restraints
- Fridge 190L AES
- Gas Oven
- 6000 W heating using the vehicle fuel:
 - Water heater
 - pulsed air
 - on the road heating
- Hiway bed 1.40/1.20X1.91m
- LCD TV mount and prewired TV
- Bathroom / separated toilet
- Independent shower
 - Double bond on shower tray
- rear locker over entire vehicle width with two access gates
- Easy regulation height rear bed:
 - Amplitude 35cm
 - Flexible garage

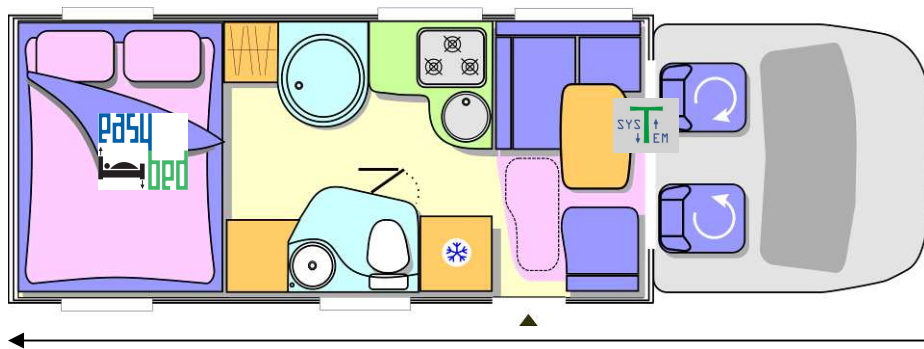


Also available

- Classic (Welcome 78)
- Twin Beds(Welcome 98)
- Garage (Welcome 88)

** Homologation to be confirmed

Welcome 88



7.39m



- 6-speed gearbox (except 115HP)
- Wide track rear axle
- ABS
- Double Airbag
- Starting protection system
- Electric windows
- Central cab door locking
- Electric, de-icing rearview mirrors
- Swivels seats with double armrests height adjustable
- Pre-wired radio with 4 LS
- Rear view mirrors with integrated radio aerial



- Polyester coachwork (+ anti-hail roof)
- Floor, 62 mm thick including 50 mm insulation
- Coach build door with integrated fly-screen
- Exterior lighting
- Cross-bar for bike-rack
- Front panoramic roof assembly with picture window, skylight 900x600 and shading system
- Reversing radar with audible alarm
- Skylight with ventilator/extractor fan
- SEITZ windows with combined blinds/screens
- Wraparound cab blinds (REMIS)
- Front panoramic lounge with multi-position table and height adjustable electrically (T SYSTEM)
- Adjustable head restraints
- Fridge 190L AES
- Gas Oven
- 6000 W heating using the vehicle fuel:
 - Water heater
 - pulsed air
 - on the road heating
- LCD TV mount and prewired TV
- Bathroom / separated toilet
- Independent shower
 - Double bond on shower tray
- Rear fixed bed 1.58 X 2.04 m
- Large rear garage over entire vehicle width with two access gates
- Easy regulation height rear bed:
 - Amplitude 35cm
 - Flexible garage

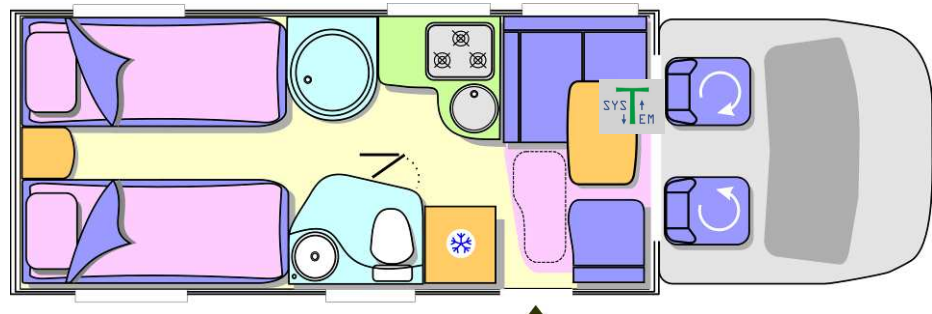


Also available
-central bed(Welcome 78-119)
-Twin Beds(Welcome 98)

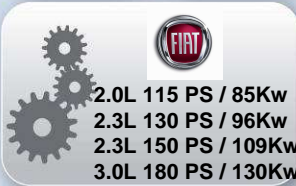
* Extra bed possible with optional accessory

** Homologation to be confirmed

Welcome 98



7.39m



- 6-speed gearbox (except 115HP)
- Wide track rear axle
- ABS
- Double Airbag
- Starting protection system
- Electric windows
- Central cab door locking
- Electric, de-icing rearview mirrors
- Swivels seats with double armrests height adjustable
- Pre-wired radio with 4 LS
- Rear view mirrors with integrated radio aerial



- Polyester coachwork (+ anti-hail roof)
- Floor, 62 mm thick including 50 mm insulation
- Coach build door with integrated fly-screen
- Exterior lighting
- Cross-bar for bike-rack
- Front panoramic roof assembly with picture window, skylight 900x600 and shading system
- Reversing radar with audible alarm
- Skylight with ventilator/extractor fan
- SEITZ windows with combined blinds/screens
- Wraparound cab blinds (REMIS)
- Front panoramic lounge with multi-position table and height adjustable electrically (T SYSTEM)
- Adjustable head restraints
- Fridge 190L AES
- Gas Oven
- 6000 W heating using the vehicle fuel:
 - Water heater
 - pulsed air
 - on the road heating
- LCD TV mount and prewired TV
- Bathroom / separated toilet
- Independent shower
 - Double bond on shower tray
- Twin beds 2.04 m / 2.08m with extension system for wide bed
- Large rear garage over entire vehicle width with two access gates

Also available
-central bed(Welcome 78-119)
-Garage (Welcome 88)

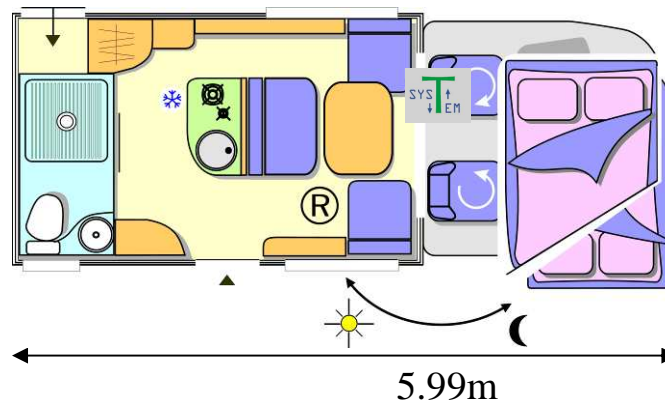
* Extra bed possible with optional accessory
** Homologation to be confirmed

3/4* 4/6

4** 3500/3650
4250

2.0L 115 PS / 85Kw
2.3L 130 PS / 96Kw
2.3L 150 PS / 109Kw
3.0L 180 PS / 130Kw

Suite Mini



- 6-speed gearbox (except 115HP)
- Wide track rear axle
- ABS
- Double Airbag
- Starting protection system
- Electric windows
- Central cab door locking
- Electric, de-icing rearview mirrors
- Swivels seats with double armrests height adjustable
- Pre-wired radio with 4 LS
- Rear view mirrors with integrated radio aerial

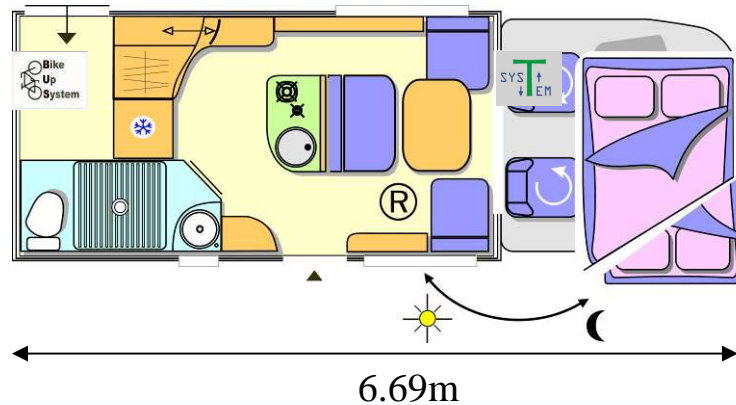


- Polyester coachwork (+ anti-hail roof)
- Floor, 62 mm thick including 50 mm insulation
- Wide door 62cm to living area with built-in fly-screen, window and dustbin
- Electric step
- Exterior lighting
- Cross-bar for bike-rack
- Front panoramic roof assembly with picture window, and shading system
- Panoramic skylight
- Reversing radar with audible alarm
- Front panoramic lounge with multi-position table and height adjustable electrically (T SYSTEM)
- Adjustable head restraints
- SEITZ windows with combined blinds/screens
- Wraparound cab blinds (REMIS)
- Fridge 90L AES
- All-in-one easy clean hob worktop
- Easy Chef (Supplementary outside kitchen)
- Heating using vehicle fuel:
 - pulsed air
 - on the road heating
- Permanent adjustable electric fix bed with 2 positions: 138/129X193(without blanking of the cell door)
- Rake/squab adjustable lounge sofa
- LCD TV mount and prewired TV
- Bathroom :
 - Double ventilation (skylight + window)
 - Shower stalls 80x80cm with rigid swinging doors
 - Double bond on shower tray

Also available
-Huge Fridge/locker (Suite Maxi)

* Extra bed possible with optional accessory
** Homologation to be confirmed

Suite Maxi



3/4*
4/6
4**
3500/3650
4250
FIAT
2.0L 115 PS / 85Kw
2.3L 130 PS / 96Kw
2.3L 150 PS / 109Kw
3.0L 180 PS / 130Kw



- 6-speed gearbox (except 115HP)
- Wide track rear axle
- ABS
- Double Airbag
- Starting protection system
- Electric windows
- Central cab door locking
- Electric, de-icing rearview mirrors
- Swivels seats with double armrests height adjustable
- Pre-wired radio with 4 LS
- Rear view mirrors with integrated radio aerial



- Polyester coachwork (+ anti-hail roof)
- Floor, 62 mm thick including 50 mm insulation
- Wide door 62cm to living area with built-in fly-screen, window and dustbin
- Electric step
- Exterior lighting
- Cross-bar for bike-rack
- Front panoramic roof assembly with picture window, and shading system
- Panoramic skylight
- Reversing radar with audible alarm
- Front panoramic lounge with multi-position table and height adjustable electrically (T SYSTEM)
- Adjustable head restraints
- SEITZ windows with combined blinds/screens
- Wraparound cab blinds (REMIS)
- Fridge 190L AES
- Gas Oven
- All-in-one easy clean hob worktop
- Easy Chef (Supplementary outside kitchen)
- Heating using vehicle fuel:
 - pulsed air
 - on the road heating
- Permanent adjustable electric fix bed with 2 positions: 138/129X193 (without blanking of the cell door)
- Rake/squab adjustable lounge sofa
- LCD TV mount and prewired TV
- Bathroom :
 - Double ventilation (skylight + window)
 - Shower stalls 80x80cm with rigid swinging doors
 - Double bond on shower tray
- Special storage with electric trolley for 2 bikes (optional accessory)

Also available
-COMPACT (Suite Mini)

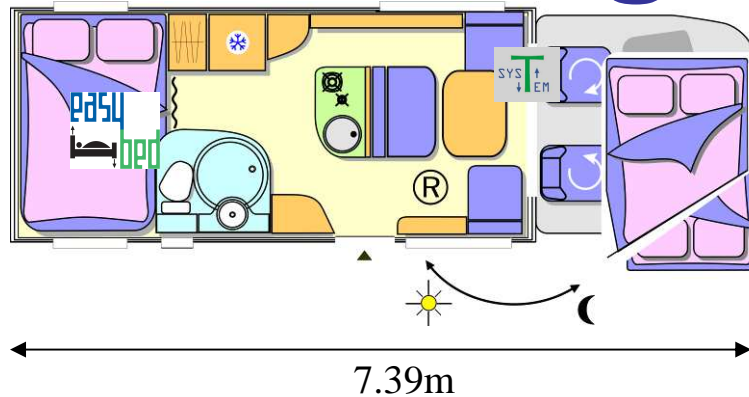
* Extra bed possible with optional accessory
** Homologation to be confirmed

5/6*
4/6

4**
3500/3650
4250

FIAT
2.0L 115 PS / 85Kw
2.3L 130 PS / 96Kw
2.3L 150 PS / 109Kw
3.0L 180 PS / 130Kw

Suite Garage



- 6-speed gearbox (except 115HP)
- Wide track rear axle
- ABS
- Double Airbag
- Starting protection system
- Electric windows
- Central cab door locking
- Electric, de-icing rearview mirrors
- Swivels seats with double armrests height adjustable
- Pre-wired radio with 4 LS
- Rear view mirrors with integrated radio aerial



- Polyester coachwork (+ anti-hail roof)
- Floor, 62 mm thick including 50 mm insulation
- Wide door 62cm to living area with built-in fly-screen, window and dustbin
- Electric step
- Exterior lighting
- Cross-bar for bike-rack
- Front panoramic roof assembly with picture window, and shading system
- Panoramic skylight
- Reversing radar with audible alarm
- Front panoramic lounge with multi-position table and height adjustable electrically (T SYSTEM)
- Adjustable head restraints
- SEITZ windows with combined blinds/screens
- Wraparound cab blinds (REMIS)
- Fridge 190L AES
- Gas Oven
- All-in-one easy clean hob worktop
- Easy Chef (Supplementary outside kitchen)
- 5500w Heating using vehicle fuel:
 - pulsed air
 - on the road heating
- Permanent adjustable electric fix bed with 2 positions: 138/129X193 (without blanking of the cell door)
- Rake/squab adjustable lounge sofa
- LCD TV mount and prewired TV
- Bathroom :
 - Double ventilation (skylight + window)
 - Double bond on shower tray
- Large rear garage over entire vehicle width with two access gates
- Easy regulation height rear bed:
 - Amplitude 35cm
 - Flexible garage

Also available
- Transverse Bed (Suite Relax)

* Extra bed possible with optional accessory
** Homologation to be confirmed

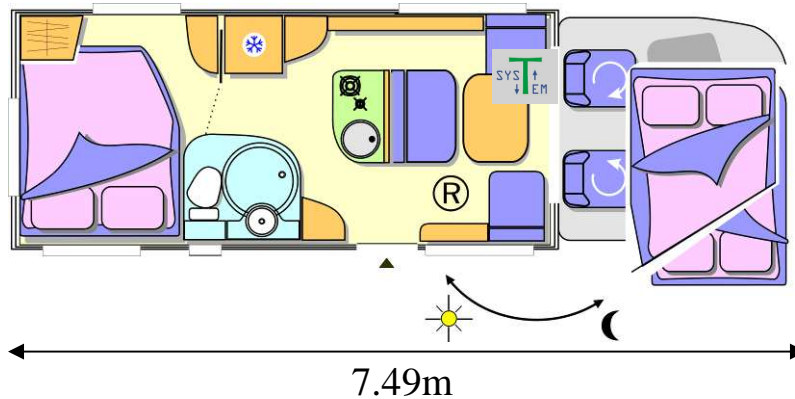
5/6* 4/6

4** 3500/3650
4250

FIAT

2.0L 115 PS / 85Kw
2.3L 130 PS / 96Kw
2.3L 150 PS / 109Kw
3.0L 180 PS / 130Kw

Suite Relax



- 6-speed gearbox (except 115HP)
- Wide track rear axle
- ABS
- Double Airbag
- Starting protection system
- Electric windows
- Central cab door locking
- Electric, de-icing rearview mirrors
- Swivels seats with double armrests height adjustable
- Pre-wired radio with 4 LS
- Rear view mirrors with integrated radio aerial



- Polyester coachwork (+ anti-hail roof)
- Floor, 62 mm thick including 50 mm insulation
- Wide door 62cm to living area with built-in fly-screen, window and dustbin
- Electric step
- Exterior lighting
- Cross-bar for bike-rack
- Front panoramic roof assembly with picture window, and shading system
- Panoramic skylight
- Reversing radar with audible alarm
- Front panoramic lounge with multi-position table and height adjustable electrically (T SYSTEM)
- Adjustable head restraints
- SEITZ windows with combined blinds/screens
- Wraparound cab blinds (REMIS)
- Fridge 190L AES
- Gas Oven
- All-in-one easy clean hob worktop
- Easy Chef (Supplementary outside kitchen)
- 5500w Heating using vehicle fuel:
 - pulsed air
 - on the road heating
- Permanent adjustable electric fix bed with 2 positions: 138/129X193 (without blanking of the cell door)
- Rear fixed bed 1.46/1.12 X 1.87 m
- Rake/squab adjustable lounge sofa
- LCD TV mount and prewired TV
- Bathroom :
 - Double ventilation (skylight + window)
 - Double bond on shower tray
- Locker with outside access

Also available
-Garage (Suite Garage)

* Extra bed possible with optional accessory
** Homologation to be confirmed