

	Alpine 2	Alpine 4	Musketeer TD	Musketeer EB	Major 4	Major 6	Quattro FB
Berths	2	4	5	4	4	6	6
Number of Axles	1	1	1	1	1	1	2
Internal Length (at bed box height)	4.34m / 14' 3"	4.74m / 15' 7"	4.74m / 15' 7"	4.74m / 15' 7"	5.29m / 17' 4"	5.60m / 18' 4"	6.27m / 20' 7"
Overall Width **	2.23m / 7' 4"	2.23m / 7' 4"	2.23m / 7' 4"	2.23m / 7' 4"	2.23m / 7' 4"	2.23m / 7' 4"	2.23m / 7' 4"
Overall Height (inc. TV Aerial) **	2.64m / 8' 8"	2.64m / 8' 8"	2.64m / 8' 8"	2.64m / 8' 8"	2.65m / 8' 8"	2.65m / 8' 8"	2.62m / 8' 7"
Maximum Internal Headroom	1.95m / 6' 5"	1.95m / 6' 5"	1.95m / 6' 5"	1.95m / 6' 5"	1.95m / 6' 5"	1.95m / 6' 5"	1.95m / 6' 5"
Overall Length **	5.99m / 19' 8"	6.39m / 21' 0"	6.39m / 21' 0"	6.39m / 21' 0"	6.93m / 22' 9"	7.25m / 23' 9"	7.92m / 26' 0"
Awning A/A Dimension	8.73m / 28' 8"	9.14m / 30' 0"	9.14m / 30' 0"	9.14m / 30' 0"	9.68m / 31' 9"	9.99m / 32' 9"	10.66m / 35' 0"
Mass in Running Order (inc. tolerance)	1013kg / 19.9cwt	1047kg / 20.6cwt	1079kg / 21.2cwt	1093kg / 21.5cwt	1147kg / 22.6cwt	1234kg / 24.3cwt	1361kg / 26.8cwt
Maximum Technical Permissible Laden Mass	1164kg / 22.9cwt	1222kg / 24.1cwt	1264kg / 24.9cwt	1268kg / 25.0cwt	1327kg / 26.1cwt	1437kg / 28.3cwt	1571kg / 30.9cwt
Total User Payload	151kg / 3.0cwt	175kg / 3.4cwt	185kg / 3.6cwt	175kg / 3.4cwt	180kg / 3.5cwt	203kg / 4.0cwt	210kg / 4.1cwt
Personal Effects Payload	121kg / 2.4cwt	145kg / 2.9cwt	155kg / 3.1cwt	145kg / 2.9cwt	150kg / 3.0cwt	173kg / 3.4cwt	180kg / 3.5cwt
Tyre Size	175 R14C 99 Q	175 R14C 99 Q	175 R14C 99 Q	175 R14C 99 Q	176 R14C 99 Q	185 R14 102 Q	175/65 R14 86 T
Thermal Insulation Grade	THREE	THREE	THREE	THREE	THREE	THREE	THREE
Front Double	208cm x 180cm / 6'10" x 5'11"	208cm x 134cm/6'10" x 4'5"	208cm x 134cm / 6'10" x 4'5"	208cm x 180cm / 6'10" x 5'11"	208cm x 142cm / 6'10" x 4'8"	208cm x 170cm / 6'10" x 5'7"	208cm x 180cm / 6'10" x 5'11"
Or Front Nearside Single	190cm x 72cm / 6'3" x 2'4"			190cm x 72cm / 6'3" x 2'4"			180cm x 72cm / 5'11" x 2'4"
And Front Offside Single	180cm x 72cm / 5'11" x 2'4"			180cm x 72cm / 5'11" x 2'4"			190cm x 72cm / 6'3" x 2'4"
Rear Double		189cm x 132cm / 6'2" x 4'4"	192cm x 132cm/120cm/6'4" x 4'4"/3'11"		194cm x 132cm / 6'4" x 4'4"		192cm 132cm / 6'4" x 4'4"
Rear Bunk				189cm x 59cm / 6'2" x 1'11"			
Rear Single				208cm x 70cm / 6'10" x 2'4"			
Side Single Offside						180cm x 83cm / 5'11" x 2'9"	180cm x 62cm / 5'11" x 2'0"
Side Single Nearside			192cm x 68cm / 6'4" x 2'3"				
Side Bunk Nearside			180cm x 59cm / 5'11" x 1'11"				
Side Bunk Offside						176cm x 59cm / 5'9" x 1'11"	176cm x 59cm / 5'9" x 1'11"
Side Fixed Lower Bunk						183cm x 57cm / 6'0" x 1'10"	
Side Fixed Upper Bunk						183cm x 57cm / 6'0" x 1'10"	

WEIGHTS: From the 2011 Season the method of calculating the Mass in Running Order (MRO) and user payload figures has changed in order to bring it in line with European Directives.



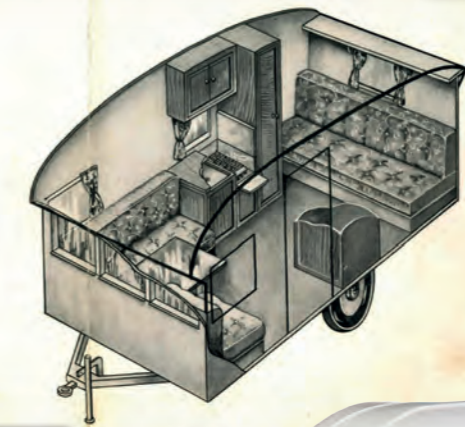
Allowances for essential equipment (e.g. gas cylinders) previously allowed for in the user payload are now contained within the MRO. A provision for a leisure battery which used to be within the essential equipment payload has now been included within the personal effects payload allowance. Although the method of calculation has changed, the overall effect is that the amount of payload available to the customer has remained the same, it is just calculated in a different manner.

** The dimensions given are approximate due to slight variations in suspension ride heights, loading conditions and tyre pressures. Customers should verify the actual dimensions of their touring caravan before committing to anything that could be impacted by these dimensions.

BED SIZES: Please note that the front double bed sizes quoted are for seating configurations without chest of drawers. The front double bed width for a layout with a chest of drawers fitted will be reduced by 0.4m(1'4") from that stated.

AWNING SIZES: Due to varying awning designs and sizes the awning sizes given are approximately only. Specific awning sizes must be confirmed by your dealer or awning manufacturer prior to purchase.

*New look.
Same
passion.*



In 1949 Sam Alper had an idea to manufacture a functional, practical family caravan.

So with notebook in hand he did a small tour of several caravan dealerships to collect data and set about designing a caravan to meet the requirements of both the dealers and customers.

Sam found a dealership who convinced him that a market existed for an affordable, lightweight design.

With these values in mind he would go on to design the first Sprite branded caravan.

Now more than 60 years on, the 2012 Sprite carries Sam Alper's ideas close to its heart.

A new aerodynamic body shell with strong bonded roof, weights that can be towed by most smaller family cars and a great new interior, all at outstanding value, make the new 7 model Sprite range the obvious choice.

**New look.
Same
passion.**



Alpine 2



Alpine 4

You can be reassured when you buy a Sprite Caravan that they all come with the following market leading features

Sprite Plus Points

- European Whole Vehicle Type Approval ensures compliance with strict weight, dimension and safety regulations
- EN1645 Grade 3 classification for heating and thermal insulation
- 1.95m (6'5") headroom
- One-piece, 5000 Series marine grade aluminium sidewalls
- Strong redwood body and floor framing specially treated to resist moisture and fungal attack
- Hankook branded tyres for improved performance and safety
- Higher tyre rating - a minimum of 150kg extra load margin at 130kph (law permitting)
- **New:** Step-on hitch cover for easy access to clean front
- TV station with 230V, 12V and aerial sockets
- **New:** Bed make-up system with slats retained on track (model specific)
- Seat bases with spaceframe construction, full front access and space for larger items
- **New:** Front chest of drawers with convenient slide-out extending top (model specific)
- Dining table suitable for full-size place settings
- Positive overhead locker catches for secure loading
- 3 burner gas hob with electronic ignition
- **New:** Dual fuel Truma Ultrastore water heater, now with two 230V settings - 850Watts or 1300Watts for rapid heat-up
- High flow rate in-board pump with chrome finish brass taps for reliable, high performance water supply
- Separate shower mixers with adjustable head positions
- High impact, scratch resistant floor lino

Additional features

Exterior

- **New:** Fuel saving aerodynamic front in closed-mould GRP with wide front door
- **New:** Full height moulded ABS rear panel
- **New:** Fully bonded roof for extra strength and flatness
- **New:** Semi-recessed body colour awning rail both sides
- Overall body width 2.25m/7'4½"
- AL-KO galvanised steel chassis with Euro-axle
- **New:** AL-KO Euro overrun device with two-way assisted handbrake
- 13-pin 'Jaeger' 12V car connector
- Status 530 directional digital and analogue TV aerial
- Fully double-glazed opening windows (no single-glazed cold areas)
- LED awning light
- Exterior two-part door with interior moulded liner
- Exterior access battery box with mains electric inlet (battery not included)
- Entrance step

- 25mm 'sandwich' sidewalls with HD polystyrene insulation core
- 32mm 'sandwich' roof with HD polystyrene insulation core
- 44mm 'sandwich' floor with high rigidity Styrofoam core
- Fixing points for rear-mounted cycle rack both sides
- **New:** Mali Acacia woodgrain and contrasting mouldings
- Granite effect kitchen sink with removable extension drainer with dedicated storage
- Cutlery drawer on smooth-action steel runners
- Wire basket in kitchen cupboard
- Beech slat seat and bed bases with sprung hinged tops for extra comfort and easy access
- Midi-Heki roof window with flynet and adjustable concertina blind
- Cassette flyscreens and blinds on all windows
- Multi-directional clear rooflights in kitchens and bedrooms
- Twin curtain track for improved hanging and ease of use

- Sprung interior mattresses in fixed bed models
- Fixed beds with steel bed frames to maximise strength and storage space
- Seat and backrest ventilation boards
- Two bolster cushions
- Removable carpets (not washroom)
- Retained embroidered entrance mat
- Thick washroom doors with domestic style locks and handles
- Chrome finish crockery rack
- **New:** User-friendly large 12V control panel with battery selection, battery state meter and water pump circuit control
- Inboard semi-rigid fresh water pipes
- Large bore underslung rigid waste pipes
- Fully protected mains electric system
- 25 Amp switchmode charger/transformer
- Thetford manual ignition, 112 litre fridge
- **New:** Thetford C260 toilet with electric flush and 18 litre wheeled waste tank

- Thetford 3 burner hob, oven and separate grill
- Glass hob lid with safety cut-out feature
- Dual fuel (3kW gas and 2kW mains) central heating with electronic ignition
- Blown air ducted heating
- Gas regulator for Propane and Butane mounted on front bulkhead
- Isolation taps for gas appliances
- Halogen ceiling lights in living and washroom areas
- Halogen adjustable downlights in lounge/sleeping areas
- **New:** Four 230V sockets including twin in front shelf 'pod' (model specific)
- 25 metre mains hook-up cable
- **Safety and Security**
- Smoke alarm
- CRIS identity number etched to windows and caravan chassis
- Concealed security data chip within caravan construction
- **New:** Carbon monoxide detector

Diamond Pack

- Alloy wheels
- AL-KO AKS 3004 Stabiliser
- AL-KO Secure wheel lock receiver (two on Quattro)
- Steel spare wheel
- Door flyscreen with easy concertina action
- Radio/CD/MP3 player with iPod connection
- Two large scatter cushions


Factory-fit Options

- **New** AL-KO ATC trailer stability control
- **New:** Alternative fabric scheme

Dealer-fit Options

- Alarm system (infra-red with tilt sensor and key-fob operation)
- AL-KO Secure wheel lock
- AL-KO side lift jack
- Wrap-around seating in addition to drawer chest
- Built-in microwave oven

All new models are covered by a 10-year bodyshell integrity guarantee and come with a three-year SuperSure manufacturer's warranty - see www.spritecaravans.co.uk for more details and more model pictures, the gallery is constantly updated as more models are available.



Subject to terms and conditions