

Hymmer Tramp CL

SIMPLY GENEROUS



Hymmer Tramp CL

HYMMER



Bernhard Kibler is in charge of motorhomes at Hymer.
He has been with the company since 1989.

Hymer Motorhomes

Always an original

For generations of holidaymakers, Hymer is the epitome of holidaying on wheels. And there is a good reason for this: Since the invention of the motorhome by Erwin Hymer in 1961, our vehicles have set standards and affect developments in this area of industry. Whatever class you are searching in: at Hymer you will always find the original.

We use this edge to offer you more – more choice, more comfort, more safety. Anyone who has been on the road in a Hymer motorhome will appreciate the difference. The thing that makes travelling a unique adventure here is the diversity of high quality details. And more than 50 years of experience that we draw upon to bring these details for you into perfect harmony.

You can gain a particularly good impression of this from the **new model year**. In the second half of this brochure you can find a detailed overview of the main equipment features, accompanied in each case by images and an explanation. This way, you can get to know the model series of your choice even better.

Of course, a description is no substitute for first-hand experience of the original. You should therefore take advantage of the opportunity at your Hymer trading partner to carefully look

around your dream vehicle and, better still, take it for a test drive. Our close-knit dealer and service network in Germany and Europe provides you with the assurance that there is always first-class support nearby.

A general overview of the Hymer model series can be seen on the next double page. Here, you can compare the

“For us, the name Hymer is a bond. And for our customers a promise. These motorhomes offer the best performance and the best quality in any vehicle category.”

basic features of our motorhomes easily and conveniently – as an initial orientation aid to determine which vehicles best match your individual requirements. Further information about all available floor layouts and equipment versions can be obtained as always

from your Hymer trading partner or www.hymer.com. You can also order the latest catalogues from there for all of the models.
















If, in addition, you are among the growing number of Facebook users, we would be delighted to hear about your journeys and experiences at www.facebook.com/hymerAG. Many of

our customers contribute to this site on a regular basis and make it a lively and informative place to visit. You can find valuable tips covering the whole spectrum of holidaying on wheels with the original. Experience them yourself: the mobile homes from Hymer.








Bernhard Kibler

Hymer Motorhomes

Comfort for everyone's needs

		SPECIAL EDITIONS			THE MODEL SERIES	
VEHICLE MODEL	Model series	Van Premium 50	Tramp Premium 50	Exsis-i Premium 50	Compact	Tramp CL
	Features					
		The compact edition	The elegant edition	The streamline edition	The sporty companion	Simply spacious
	Profile	Sporty semi-integrated vehicle with exclusive design and additional equipment	Semi-integrated vehicle with exclusive design and comprehensive additional equipment	Agile integrated vehicle with additional equipment for even more living comfort	Compact semi-integrated vehicle with a high level of driving comfort for unlimited flexibility	Generous semi-integrated vehicle with a high level of driving and living comfort
	Chassis					
WEIGHT	Under 3500 kg	<input checked="" type="checkbox"/>	<input checked="" type="checkbox"/>	<input checked="" type="checkbox"/>	<input checked="" type="checkbox"/>	<input checked="" type="checkbox"/>
	Over 3500 kg	<input type="checkbox"/>	<input type="checkbox"/>	<input type="checkbox"/>	<input type="checkbox"/>	<input type="checkbox"/>
WIDTH	≈ 2 m	<input checked="" type="checkbox"/>	<input type="checkbox"/>	<input checked="" type="checkbox"/>	<input checked="" type="checkbox"/>	<input type="checkbox"/>
	2.22 m	<input type="checkbox"/>	<input type="checkbox"/>	<input type="checkbox"/>	<input type="checkbox"/>	<input type="checkbox"/>
	2.35 m	<input type="checkbox"/>	<input checked="" type="checkbox"/>	<input type="checkbox"/>	<input type="checkbox"/>	<input checked="" type="checkbox"/>
EQUIPMENT	Multi-purpose double floor	<input type="checkbox"/>	<input type="checkbox"/>	<input type="checkbox"/>	<input type="checkbox"/>	<input type="checkbox"/>
	Winterised as standard	<input type="checkbox"/>	<input checked="" type="checkbox"/>	<input checked="" type="checkbox"/>	<input type="checkbox"/>	<input checked="" type="checkbox"/>
	Safety comes as standard at Hymer	+ + + AIRBAGS + + + ABS + + + ESP + + + ELECTRIC ADJUSTABLE WINDOWS + +				
						

From the compact semi-integrated to the integrated vehicles of the premium class, every Hymer motorhome model series has its own particular profile – and also offers you a diverse range of floor layouts and equipment options. Here, you can find the right vehicle to meet your individual desires and needs.

Exsis-i	B Class	StarLight	StarLine	B Class SL	Model series	VEHICLE MODEL
					Features	
The new lightness	The benchmark for mobile holidays	Easygoing pleasure	Better by "star"	Comfort without compromise	Profile	
Integrated vehicle of the 3-ton class with a very high level of driving and living comfort	Premium integrated vehicle with great amount of space and very high level of living comfort	Premium integrated vehicle under 3.5 tons with exclusive driving and living comfort	Premium integrated vehicle with heated double floor as well as exclusive driving and living comfort	Exclusive integrated vehicle with the highest level of comfort and particularly generous amount of space	Chassis	
						
			–	–	Under 3500 kg	WEIGHT
–					Over 3500 kg	
–	–	–	–	–	≈ 2 m	WIDTH
	–	–	–	–	2.22 m	
–					2.35 m	
–		–			Multi-purpose double floor	EQUIPMENT
					Winterised as standard	
+ AIRBAGS + + + ABS + + + ESP + + + ELECTRIC ADJUSTABLE WINDOWS + + +					Safety comes as standard at Hymer	
						

Simply generous – in all respects

Hymer Tramp CL

More standing height and freedom of movement, more payload, more equipment and quality: the Hymer Tramp CL sets new standards in its class. Like no other semi-integrated model, it closes the gap to the high comfort standard of integrated motorhomes with its generous layout concepts with a total weight of under 3.5 metric tons.

Two 'wow' experiences at one go, that's what you can expect when you enter the living area. The standing height of 2.12 metres far exceeds the usual standard. And if you're looking for the join between the living area and the driver's cab, you'll have to look very carefully. The overhead storage cupboards and the living area floor go through to the front area, just like in a liner. The padded B pillar blends seamlessly into the generous seating group which also includes the swivel driver and front passenger seats.

When it comes to the seating group itself, the Hymer Tramp CL offers you a wide range of choices. Five of the six layouts has a semi-dinette as standard, and optionally it is extendable to form a convertible L-shaped beach seat. On the other hand, the T 598 CL has opposing bench seats to accommodate 4 persons. As on all layouts with opposing bench seats, you can order an optional large

lifting bed to create two additional berths above the seating group.

The comfortable double beds in the rear sleeping area are fitted with high-quality multi-zone cold foam mattresses. Depending on the layout, you can choose between large single beds, a double bed, a double transverse bed or a luxury queen-size bed. What all beds have in

“When you see the enormous garage from the outside, you just can't imagine there could be so much room above it to sit up straight and comfortably in bed.”

Rainer Wingart, Product Manager

common is their generous headroom. You can sit up comfortably and get in or out of bed easily.

Thanks to the vehicle height there is an enormous garage under almost all the beds. With a loading height clearance of 1.14 metres, they approach the normal

dimensions of an integrated vehicle. The garage doors on the passenger side and a locker door on the driver's side permit easy access from either side. Strong gas pressure springs keep the doors open for loading and unloading – at any angle up to almost 180°. You can load up to 350 kilograms, whether it is a scooter, bicycles or bulky luggage.

And the best thing of all: This high payload is possible without exceeding the 3.5 t limit. Despite its full equipment level, the Hymer Tramp CL only weighs between 2880 and 2980 kg in running order, depending on the layout. This leaves a lot of room for luggage and additional passengers.



The standard equipment level includes the specially adapted AL-KO lightweight frame. It reduces body weight and guarantees very high driving comfort with independent suspension and a wider track on the rear axle. Intelligent electronic safety systems – from TCS and

ESP through to hill climb assist – provide valuable assistance in difficult situations. Another standard item of equipment on board are driver and front passenger airbags and electrically adjustable heated exterior mirrors with wide angle sections. The safety standards in the driver's

cab are equivalent to a luxury mid-range car.

The superior high tech body of the motorhome combines very high stability with optimum thermal insulation. Full foam Hymer PUAL walls bonded using a unique flexible technique and the



Almost like an integrated motorhome: The transition from the living area to the driver's cab is perfectly smooth on the Hymer Tramp CL. Both the swivel driver's cab seats upholstered in living area fabric and the padded B pillars blend harmoniously in the seating group design.



foam-padded vehicle floor avoid cold thermal bridges effectively. Underneath, the indestructible GRP floorpan prevents damage from chippings or the effects of the weather.

Totally winterproof - that's the result of the well conceived heating system on board the Hymer Tramp CL. The central Truma Combi 6 heating system under the seating group distributes heat evenly throughout the vehicle. The driver's cab is also optimally heated in "living mode". The garage and the outer stowage compartment are protected from the frost by heated air as well as the extra large water tank and the entire onboard

HVAC&S (heating, ventilation, air conditioning and sanitation) systems, which are completely housed in the heated area.

The carefully balanced heating is **as energy-saving** as the interior lighting which is completely designed using modern LED technology. It reduces power consumption required by lighting by about 75% and perfectly blends in with the "Modern Living" furniture concept. The sophisticated details here include overhead storage cupboards with no handles and the novel pull-out shelf for kitchen appliances. Just see for yourself ...

"The room available in these vehicles is very close to the size of integrated Hymermobiles and that also goes for the general feeling of space."


Gerhard Sulzer, Head of Domestic Sales

Hymer Tramp CL – Living comfort



“Comfort is when the living area easily adapts to every situation. Like the seating group with the flexible table.”

Hansi Wiest, Team Leader Body Construction



Hymer Tramp CL – Living comfort



01 02





03



The seating group in the Tramp CL offers numerous options to cater for every need: semi-dinette or L-shaped bench seat, lowering or flexibly extendable table, wider or extra wide opposite bench seat – and to crown it all, the driver's cab seats covered in living area fabric. There is plenty of space to seat six persons comfortably.



04



05

- 01 Seating group in the T 614 CL with semi-dinette, swivel driver's cab seats and wide opposite bench seat.
- 02 Easily accessible large table with swivel all-round extension in the seating group in the T 614 CL.
- 03 Bright living area in the T 678 CL with optional large roof vent fan above the seating group and panorama roof in the driver's cab.
- 04 Optional L-shaped bench seat in the T 614 CL with "Castello" upholstery design, and the optional lifting bed above.
- 05 Equipment option in the T 678 CL with convertible L-shaped bench seat and lowering movable rotary table.



- 01 Easy access to the optional lifting bed (very stable when lowered) above the seating group in the T 614 CL.
- 02 Generous sleeping area for two persons in the 1.45 m wide lifting bed, here in the T 614 CL.
- 03 Headroom under the closed locked lifting bed with integrated overhead storage cupboards on either side.
- 04 Large double transverse bed with multi-zone cold foam mattress at the rear of the T 614 CL.





01

01 Comfortable sleeping place in the converted L-shaped seating group with lowering table, here in the T 678 CL.

02 Single beds in the T 678 CL with built-in extendable ladder as support for a filler cushion.



02


Hymer Tramp CL – Washing comfort



“Close off the en-suite washroom completely from the living area or just close the washroom/toilet or the shower separately – everything’s possible here.”

Stefan Ziegler, Furniture Designer





01



02



03



04

- 01 High partitioned shower cubicle in the comfort washroom of the T 614 CL.
- 02 Comfort washroom in the T 614 CL with open shower cubicle partition and convenient dry standing area at the washbasin.
- 03 Washing area in the en-suite washroom of the T 698 CL with washroom cabinet in the same furniture finish and many stowage possibilities.
- 04 Separate shower in the en-suite washroom of the T 678 CL with large flat frosted glass roof vent and full standing height.
- 05 En-suite washroom in the T 678 CL with separate shower, separate washroom/toilet and dressing area in between.





01



02



03

- 01 Practical lowering stowage compartment above the sink in the T 614 CL – ideal for additional kitchen appliances.
- 02 Plenty of room to keep things fresh in the 160 litre refrigerator with separate freezer compartment, optional in all models.
- 03 Wide kitchen unit in the T 614 CL with large low work top and refrigerator on the side.
- 04 Kitchenette in the T 678 CL with wide pull-out drawers and large refrigerator opposite.



Hymer Tramp CL – Storage comfort



“All wardrobes and stowage compartments are easy to access and precisely tailored to their function.”

Hansi Wiest, Team Leader Body Construction





01



02



03



04

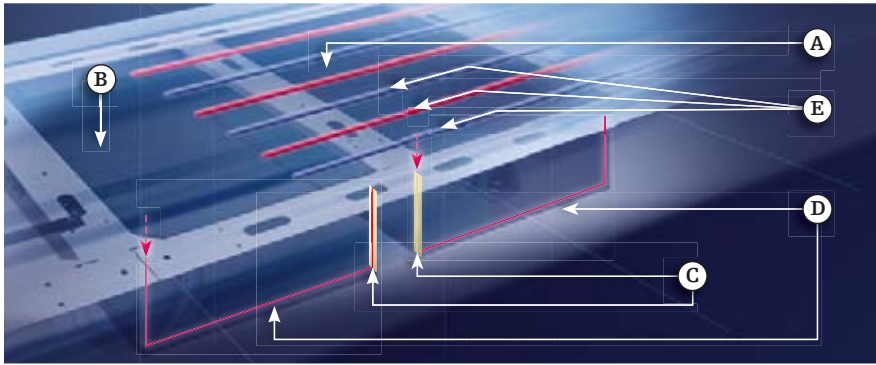
- 01 Optimum space utilisation thanks to deep overhead storage cupboards, here above the kitchen in the T 678 CL.
- 02 Integrated stowage cupboards under the optional lifting bed above the seating group, here in the T 614 CL.
- 03 Practical shoe cupboard in the entrance area of the T 678 CL, with opposite bench seat as in all models.
- 04 Spacious overhead wardrobe with flexible adjustable shelves at the rear of the T 614 CL.
- 05 Enormous garage accessible from both sides in the T 614 CL – total payload up to 350 kilograms.



Hymer Tramp CL – Inside temperature

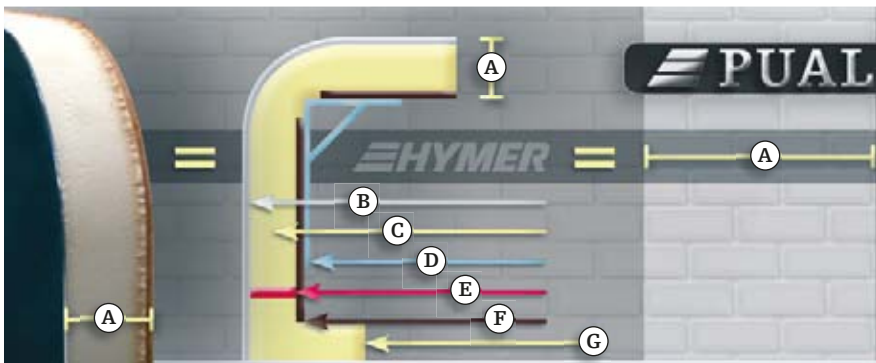
Cosiness at all levels

Perfect thermal insulation, well designed heating and "breathing" inner walls which absorb and give off moisture – Hymer Tramp CL has a cosy healthy climate all year round. Frost-protected HVAC&S systems (heating, ventilation, air conditioning and sanitation) also make these vehicles winterproof.



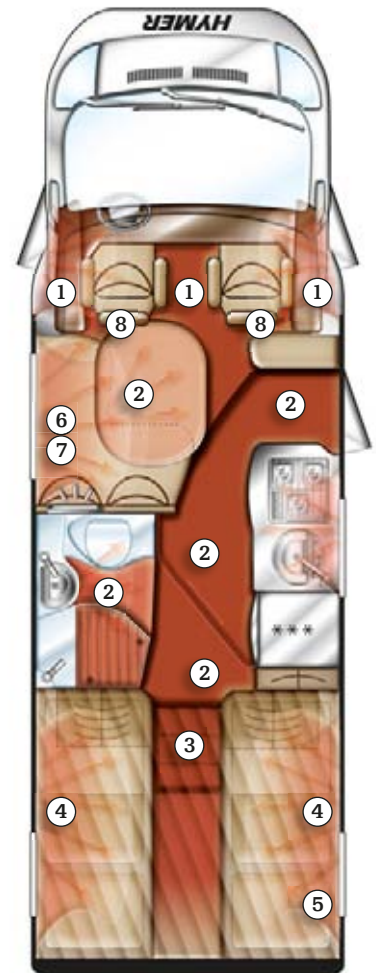
Insulated and heated underbody:
The floor conceals the fresh water (A) and grey water tank (B) in insulated trays (C), which have hot air flowing through them (D).

All of the installations (E) are in a heated area of the living space, protected against frost.



Unique Hymer-PUAL wall structure:
Just 3.5 centimetres thick but the PUAL wall in the Hymermobil has the insulating effect of an 80 cm brick wall (A). The fine pored polyurethane foam (B) is joined completely to the sturdy aluminium outer skin (C) and the breathable plywood layer (D) inside the vehicle.

The prevents cold bridges and ensures a very high level of stability – likewise provided by the plastic corner profile surround (E) and the full elastic bond (F) to the vehicle roof. The foam-filled GFK floor (G) rounds off the heat protection.




Pleasant even heat distribution:
Many distributed hot air outlets guarantee perfect climate control. They also heat the water tank and the HVAC&S systems.


Hymer Tramp CL – Inside temperature




01
Living area:
Hot air outlets at the window of the seating group and under the seats in the driver's cab




02
Entrance and walk-through area:
Heated platform with hot air outlets at foot level



03
Rear area:
Hot air outlet at steps



04
Sleeping area:
Hot air curtain all around rear beds



05
Exterior stowage compartments:
Hot air in maxi stowage compartment and garage.



06
On-board HVAC&S systems:
AGM living area battery with 95 Ah capacity positioned next to heater



07
High heating power included:
With 6.000 watts of power, the Truma Combi 6 heater, installed as standard, has no trouble bringing the temperature inside the vehicle up to a cosy level even when it is freezing outside. Thanks to its central location under the seating group, the heat is distributed optimally throughout the vehicle.



08
Additional heat in the driver's cabin:
Heating outlets are located underneath the driver's cabin seats that ensure that the driver's cabin is ideally heated, even when stationary and the vehicle is being used solely for accommodation.

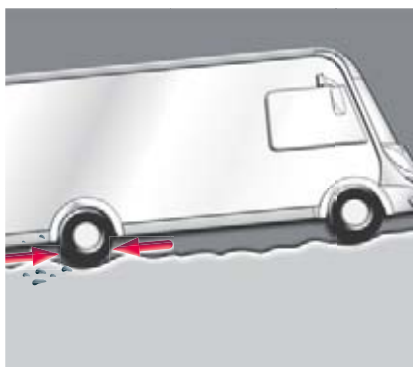
Hymer Tramp CL – Road safety

Intelligent assistants for the journey

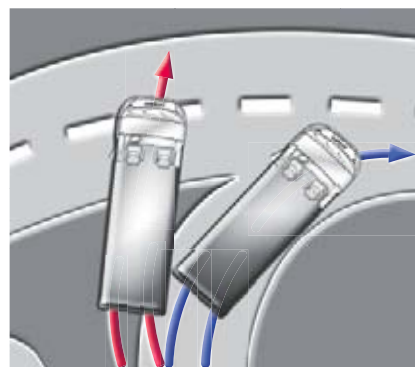
The high driving comfort of the Hymer Tramp CL also includes a safety equipment level that leaves nothing to be desired. Thanks to excellent visibility in the driver's cab and intelligent electronic safety systems, you are always in charge of things at the wheel – even in critical situations.



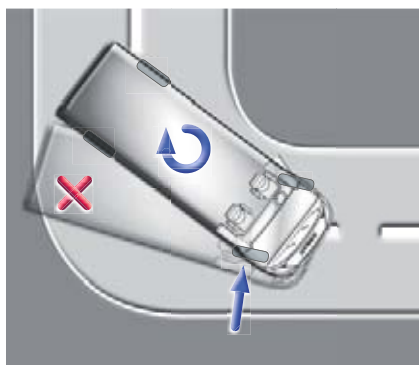
Driver and front passenger airbag:
Both seats in the cab are equipped as standard with Fiat airbags. In the event of an accident they are triggered in a fraction of a second and prevent severe head injuries. If an airbag is triggered, the seat belt is tensioned at the same time.



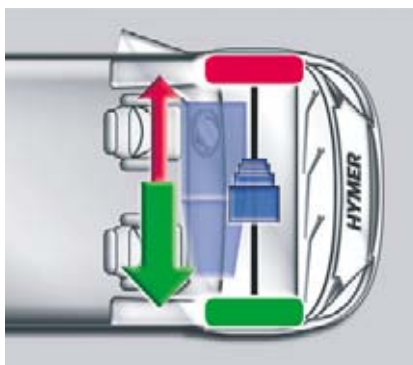
Anti-skid regulation (ASR):
If traction is lost at a wheel (wheel slip), this is detected by the electronics and the wheel is braked automatically. This makes it much easier to drive off and accelerate on slippery surfaces and the vehicle is prevented from sliding sideways at the rear.



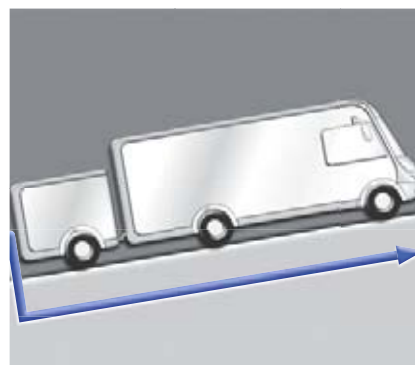
Anti-lock braking system (ABS):
Now somewhat of a classic among electronic control systems, this system prevents the wheels from blocking during emergency braking and, in this way, keeps the vehicle steerable. Familiar, light pulsation at the brake pedal can be detected during ABS intervention.



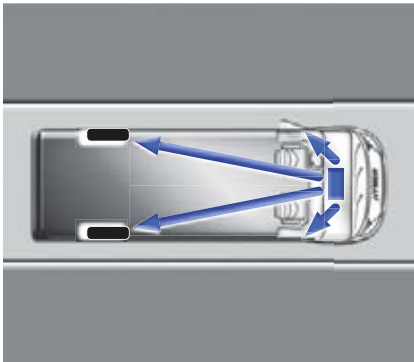
Electronic stability program (ESP):
In critical situations, skidding or breaking out of the vehicle is prevented by engine speed adjustment and by targeted braking of individual wheels. When doing this, "Adaptive ESP" takes account of the respective load status.



Traction Plus:
In conjunction with ESP, this system ensures greater traction on difficult terrain by distributing the torque to the front wheels in a targeted manner. This makes it easier to drive-off on wet grass, for example, or manoeuvre over muddy ground.



Hill holder:
On gradients of about 5% and steeper, this drive-off assistant maintains the brake pressure briefly after the brake pedal has been released. In this way, rolling back of the vehicle is prevented and comfortable drive-off is enabled – even in reverse.



Electronic brake pressure distribution (EBD):
This system apportions the brake force optimally to both axles depending on the situation. In this way, the greatest possible braking force is achieved and, at the same time, the vehicle is prevented from breaking out through "overbraking" at the rear.



Good view behind:
The large, heated exterior mirrors are positioned optimally and can be adjusted comfortably by electrical means from the driver's seat. Thanks to the wide angle mirrors on both sides there is no blind spot next to the vehicle.



Secure cab:
The driver's door can be locked and unlocked conveniently at the press of a button via the central locking in the centre console of the instrument panel. In this way, unauthorised access into the cab is prevented when the motorhome is parked up.



Good visibility in any weather:
The reliable 2-blade windscreen washer system at the front assures a maximum field of view thanks to its large radius. This means that

the whole road surface is clear to see, even in a heavy downpour – a bonus in terms of safety.

Hymer Tramp CL – Highlights from series production

Simply different, simply better

The equipment level of the Hymer Tramp CL is as generous as its spaciousness. Numerous luxurious features are included in the standard equipment level, from the vehicle body through to the high-quality details of the interior furnishings. Experience the difference – at your Hymer dealership.



Tailored undercarriage:
The specially developed AL-KO lightweight frame with independent suspension forms the perfect basis for construction of the motorhomes. Its optimally positioned wheelbase assures equal weight distribution, even when the vehicle is fully loaded.



Thermal protection in cab:
As in the living space, the best insulation properties are assured right at the front of the vehicle. The double skin GFK front-end, filled in between with a PU foam thermal insulation layer, ensures that cold is kept at bay in the front area of the motorhome.



Guard against dirt:
All wheels of the rear axle are equipped with large mudguards. They prevent dirt or snow coming into contact with components close to the ground, such as the grey water drainage pipe or exhaust system, and adhering to these areas.



More independence on the road:
The large water tanks increase the range to the next filling station and give you more freedom of movement and spontaneity. The fresh water tank has a capacity of 155 litres and the waste water tank 100 litres.



Helpful exterior light:
The powerful LED awning light with rainwater deflector is already part of the standard equipment. It illuminates a wide area outside the entry door, thereby making it safe to alight the vehicle in the dark.



Easy entry:
The electrical step located at the entrance to the living area enables a comfortable entrance into and exit from the vehicle.

Hymer Tramp CL – Highlights from series production



No chance of moisture:
All of the vehicle doors and also all of the exterior stowage compartment flaps and doors are protected against rain and spray water by additional spray water seals. This means that there is no chance of water ingress between the door and frame and nothing will freeze shut in the cold.



Harmonious feeling of space:
The continuous line of overhead storage cupboards above the seating group join the driver's cab to the body both visually and functionally. As a result and thanks to the swivel driver's cab seats the living area forms a harmonious unit – just as in an integrated motorhome.



Convenient transition:
Even the floor runs smoothly between the driver's cab and the body. In the transition area between the driver and front passenger seats there is a firm living area step to move easily into the driver's cab.




Safe access:
The large entrance door into the living area. The power entrance step allows safe and easy entrance and exit.



Padded transition:
The completely harmonious design of the seating group is supported by the padded B pillar between the driver's cab and the body. It is enclosed in padded material along its entire height and matches the upholstery material – so as to produce a cosy warm overall impression.



Extremely comfortable seats:
The large seating group not only offers plenty of room for all passengers, it is also very comfortable and exudes quality. High-grade upholstery materials and fabrics carefully handcrafted guarantee long-lasting comfortable sitting and perfect appearance.



Large flexible table top:
At the centre of the seating group is the sturdy table with a large top. Its extension swivels out and ensures easy access even from the front passenger seat or the opposite bench seat – as required.



Comfortable all-rounder:
The swivel and height adjustable lounge seats in the cab are covered completely in the same fabric as the living space. With a high level of seating comfort and large, adjustable arm rests, they can be as inviting for a relaxed drive as a pleasant evening in front of the television.

Hymer Tramp CL – Highlights from series production



More headroom in the living area:
Above the living area, an insect screen and blackout blind are fully integrated in the frames of large clear glass roof vents (40 x 40 cm). As a result the roof vent does not project into the interior and does not impair the full standing height.



Light and warmth:
The integrated LED spotlights at the B-pillars behind the cab round off the living space lighting optimally. The balanced distribution of all light and heat sources create a genuine cosy atmosphere here.



Room for shoes:
A practical stowage compartment is fitted next to the entrance door (depending on the layout). It is easy to reach from the entrance area and is ideal for changing shoes when entering or leaving the vehicle.



Kitchen comfort like at home:
Large drawers in the lower kitchen cabinet, which can be partitioned freely, offer maximum stowage space for cutlery and cooking utensils, provisions and lots more. They can be pulled out quite far and allow convenient and easy access to all of the equipment stored there.



Cooking is fun this way:
Several large pots find space on the 3-flame cooker with electric ignition. The split folding glass cover serves as an additional work surface if required. The sturdy, fold-up grate and the removable knobs make cleaning child's play.



Washing up with plenty of elbow room:
The extra deep sink not only offers more space for washing salad and vegetables. Thanks to the high tap, large pots and utensils can also be washed without trouble. Tall receptacles can likewise be filled comfortably.



Washing and cutting included:
The cleverly designed kitchen has no dead space: With a turn of the hand, the fitted sink cover converts the sink into a practical chopping board for freshly washed vegetables.



Integrated rubbish bin:
There is also a perfect solution for kitchen scraps on board. There is space under the sink for a rubbish bin for all scraps coming from the kitchen.



Water-tight design:
All of the connecting joints in the kitchen area are sealed effectively with sealing tape and end strips. This means that the whole surface can be wiped down wet with no worries – and a few little splashes when cooking and washing up are really nothing to worry about.

Hymer Tramp CL – Highlights from series production



Kitchen gadgets always at hand:
The integrated pull-out unit in the overhead storage cupboard above the kitchenette opens at one touch and is ideal for placing coffee machine, toaster, kettle or other kitchen appliances. The storage compartment is also fitted with a 230 volt socket.




A place for everything:
The large, easy to reach roof storage cupboards above the kitchen are ideally suited for the storage of crockery and other tableware. Even if the motorhome is fully loaded, there is plenty of space here to cater for all of the passengers and guests.



Pleasant seating height in bed:
In approximately three metre high vehicles there is plenty of room above the rear beds to sit up comfortably. Climbing in and out of bed is thereby made particularly easy – there is no need to duck your head here.



Extra wide beds:
The 80 centimetre wide single beds at the rear offer first-class sleeping comfort. Thanks to the enormous headroom and legroom above the beds, you can use the enormous sleeping area completely – along its entire length.



The highest level of sleeping comfort and a healthy sleep:
All of the beds are equipped with high quality multi-zone cold foam mattresses that support each area of the body accordingly. Breathable mattress toppers in the rear assure good ventilation.



Lights on for a night-time read:
At the head of every rear lateral bed there are two adjustable reading lamps with LED light. Having spotlights fitted at both ends means that the sleeping direction can be changed if needed, e.g. if the vehicle is slightly slanted.



More headroom in sleeping area:
Mosquito nets and blackout blinds are fully integrated in the frame of the large clear glass skylights (40 x 40 cm) above the rear beds. In this way, the skylights barely encroach on the interior and permit the full standing height.



Lots of stowage space above the beds:
On the backwall and at the foot end of the beds there are large, deep roof storage cupboards, which offer an additional means of storage, e.g. for clothing. This utilises the "air space" above the beds optimally without limiting freedom of movement.



Well stowed away in washroom:
Spacious washroom cabinets with lots of stowage space make it easy to store all of the utensils required, while keeping them in reach. Small and sensitive items are protected reliably by standard securing straps in the shelves and stay this way when the vehicle is in motion.

Hymer Tramp CL – Highlights from series production



Space to stand upright in washroom and shower cubicle: With a standing height (A) of 1.98 metres, the double floor mobile home offers the highest level of washing and showering convenience. This is made possible by the multi-purpose double floor of the vehicles, which houses the sunken shower tray and all of the necessary drainage lines.



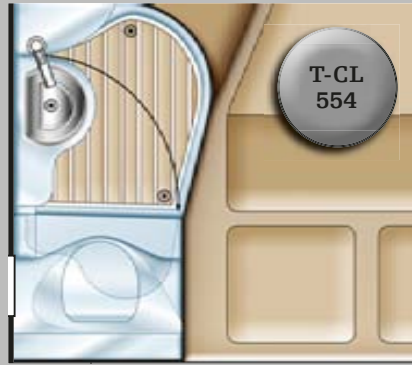
Flexible space concept: All Hymer open washrooms can be used in a variety of ways. As a large and open washing and dressing room with high quality wooden sliding door to the living space. Or individually as a lockable shower cubicle and lockable washroom cum toilet cubicle with rolling doors.



Alternative spatial concept with rear shower: The washroom/toilet and shower can also be used separately in en-suite washrooms with a separate shower cubicle at the rear. The en-suite washroom and the living area are then partitioned off by an opaque pleated curtain.



Washing your hands with dry feet: The spacious comfort washroom has a separate shower with solid walls and its own standing area in front of the washbasin. When the shower partition wall is open, the washroom offers generous freedom of movement – and your feet remain dry.



Showering comfort by turning a wall: In the Vario comfort washroom, create a spacious shower by simply turning the washbasin wall completely round by 90° in the direction of the toilet. The room high waterproof wall protects the wide bench toilet from splash water while you shower.



Optimal drainage guaranteed: All of the shower trays are equipped with two opposing drain holes. In this way, the shower water can also flow away quickly and without restriction if the vehicle is parked on uneven ground or on a gradient.



Leak-tight installation: The shower tray and shower walls are connected to each other through a shell design so that water cannot escape through the joints. Thanks to this leak-tight construction, the use of silicon for sealing purposes was reduced to a minimum.



For drying, airing and storage: The sturdy, fold-out clothes rail in the shower is ideal for drying wet clothing without taking up too much space. If required, it can also be used as additional storage space for holiday attire – or simply for airing clothes.



Toilet emptying made easy: With its easy to read electronic fill level indicator, the Thetford toilet shows exactly when the black water tank needs to be emptied. The swivel drain point of the tank makes emptying easy and secure, even in tight spaces.

Hymer Tramp CL – Highlights from series production



Well aired, well protected:
Large frosted glass skylights (40 x 40 cm) in the washroom and shower cubicle uphold privacy and allow water vapour and steam to escape quickly. Mosquito nets and blackout blinds are integrated in the flat frame, meaning standing height is not impaired.



Backwall circulation against condensation:
All of the roof storage cupboards have a void at the back through which warm air can circulate unhindered. In this way, high temperature changes in the interior and undesired condensation can be avoided.



Energy-saving LED lights:
The interior lighting throughout the vehicle features LED technology as standard. This saves 3/4 of the energy and increases the service life of the battery by numerous hours. Since LEDs do not become hot, fire and accident safety is also enhanced.



Prepared for radio and TV:
Loudspeakers in the sleeping area and living space, wiring and a socket and also a radio aerial are factory fitted items in every vehicle. All that is needed is for a radio and/or television to be plugged in.



Easily accessible drain valves:
The whole supply installation system is designed so that all units are protected in the best way but still have easy access.



Direct access to the tank:
Checking and cleaning the grey water tank is also especially easy and convenient. The cover of the tank is located directly beneath the floor flap and can be accessed with ease from the interior.



Clear route to fresh water:
Likewise in the interior of the vehicle under an additional floor flap is the access point to the fresh water tank. The rotary knob to open and close the overflow has a central location and the large flap is ergonomically formed.



Practical ELCB panel:
The earth leakage circuit breaker (ELCB) panel is within easy reach in the wardrobe. You can quickly switch the electricity back on if a circuit breaker trips.




Vehicle services at a glance:
The fresh water and grey water levels, the battery voltage, the load at the 230 V sockets and additional data readings can be taken from the well laid out control panel above the entry door. This means that the current service levels are always in check.

Hymer Tramp CL – Highlights from series production



Plenty of sockets for appliances:
With four 230 volt and two 12 volt sockets, there are numerous means of connection. In the seating group, washroom and kitchen, 230 volt appliances can be connected, while 12 volt devices can be connected at the TV point and in the instrument panel.



High garages:
The 578, 614 and 678 layouts have extra high garages with a loading clearance of 114 cm (A). The Hymer Tramp CL now offers garages which are the same size as an integrated motorhome. Due to its design concept, this would otherwise be impossible on a semi-integrated motorhome.



Parking for bulky and heavy items:
In the huge rear garage there is plenty of space for bikes placed side-by-side. Even scooters or heavy, bulky items of luggage can be stowed here optimally – up to a maximum permissible load of 350 kilograms.



The wide opening makes for easy loading:
The garage openings are fitted with high-quality gas pressure springs which hold the doors open reliably when loading or unloading.



Safe and secure from outside:
All of the exterior stowage compartments feature sturdy, ergonomic rotary knobs that ensure optimal closing security. The first 180 degree turn closes the door and an additional 180 degree turn presses the door into the frame with a tight and flush fit.



Maximum storage space under the roof:
Throughout the vehicle, a large number of extra deep roof storage cupboards provide plenty of space for holiday clothing, utensils and luggage. Thanks to their sturdy self-supporting design, they are also well suited for heavier items.



Within easy reach at night:
Numerous storage compartments and cubby-holes can also be found on the rear beds. Spectacles, books and drinks can be stowed here within easy reach, right next to the pillow end. This means that there is no need to fumble around and everything is always easy to find when getting up in the night.



Scope for head cooks:
Thanks to its generous pull-out drawers, the large kitchen cupboard under the worktop can be used to its full extent for food supplies and kitchen accessories. The spacious drawers can be divided flexibly so that items of any size can be stowed optimally.



A place for everything:
The large, easy to reach roof stowage cupboards above the kitchen are ideally suited for the storage of crockery and other tableware. Even if the motorhome is fully loaded, there is plenty of space here to cater for all of the passengers and guests.

Hymer Tramp CL – Highlights from series production



Lots of space for holiday clothing:
In the spacious wardrobes of the motorhome, lots of clothing can be hung up or folded away. In addition to the wardrobe under the rear beds, most of the floor layouts feature a flexible high cabinet.



Flexibility off the rail:
The high cabinets of the Hymer motorhomes can be adapted to individual requirements thanks to the adjustable shelves (B). One of the shelves features an additional clothing rail (A), which means that garments can be hung up on two levels.

Hymer Tramp CL – Special equipment

Extra comfort on request

Do you need more convenience in your Tramp CL? Your Hymer dealership will be pleased to inform you about all the extra equipment features available to upgrade and style your Tramp to suit your personal taste. This page shows you a selection of the main optional extras.



Highest level of leak-tightness:
The vehicle roof is made from sturdy aluminium and has no longitudinal seams through which water could ingress from above. As additional protection against weather and hailstones, a GFK coating serves to prevent mechanical damage to the surface of the roof.



Driving comfort with cruise control:
Comfortable and safe at a steady, controlled speed – the onboard cruise control system makes this possible. If the set speed is exceeded, the integrated Speedtronic alerts the driver.



Air conditioning in the driver's cab:
The adjustable front air conditioning system in the centre console of the dashboard ensures a pleasant interior climate while driving. It is manually adjustable and you can regulate the ventilation system as required using the two rotary knobs.



Individual brightness:
The high quality aluminium rims afford the vehicle additional individuality and class even on the outside. Thanks to its low weight, not only are there payload reserves but the effectiveness of the suspension is increased, thereby improving driving comfort as well.



Light and airy in the cab:
The large, tilting panoramic roof above the cab seats provides more light in the living space. For the required level of privacy and sunlight protection, a blackout blind is fitted.



Perfect audio experience:
Music lovers have a real treat in store with the Hilse Soundbox. As a digital sound processor (DSP) with integrated output stage (4 x 30 W), it prepares the audio signals for the loudspeakers installed in the cab, living space and rear optimally.



Unwanted guests stay outside:
 Want to enjoy a nice summer's evening with the door open or air the motorhome? No problem. The integrated mosquito net door in the entry area keeps all unwanted winged guests from entering the interior



Hard, level standing:
 With the convenient corner stays at the rear of the vehicle, the motorhome can be stabilised when parked. This means that the sleeping area, in particular, is not prone to movement on the springs of the suspension. The corner stays can also compensate for slight unevenness of the ground.



Access from the inside and out:
 The heated maxi stowage compartment under the L-seating group is accessible both from the interior as well as via the large exterior flap. At the same time, this flap enables access to the central supply unit with the leisure battery and fuses.



Heating with hot water:
 As a high quality alternative to hot air heating, the ALDE hot water heating system delivers particularly comfortable warmth with its diverse convectors – at the instrument panel as well. If desired, the system can be ordered with an energy-saving heat exchanger.



Lighting mood to suit your mood:
 The mood lighting comprises indirect LED lamps fitted in the continuous lighting trim and radiates a discreet evening ambience throughout the entire vehicle.

Hymer Tramp CL – Special equipment



Sit in comfort in the shower:
As an equipment option for all Hymer open washroom showers, the integrated folding wooden seat offers the chance to sit down and rest and also provides an opportunity to store utensils. It has the same design as the slatted wooden frame and is simply folded up when not in use.



Shower in style: Whether it is in the comfort washroom or the en-suite washroom, all shower trays can be fitted optionally with an attractive wooden slatted frame on the floor. The non-slip standing surface that feels warm to the touch is made of real wood and not only makes showering more convenient, it also delights the eye.



Pin-point support:
The Hymer comfort sleeping system with high quality disc-type bed frames go hand-in-hand with the multi-zone cold foam mattresses for optimal comfort. Each area of the body is supported with just the right amount of counter-pressure with pin-point accuracy – for a cosy, peaceful sleep.



Optional lifting bed:
Almost all layouts allow the possibility of creating additional beds on board by fitting an optional lifting bed above the seating group. The lifting bed is available with manual or powered lifting/lowering mechanism. As with all beds, the lifting bed has a multi-zone cold foam mattress.



Fresh air guaranteed:
The powerful "Fantastic Vent" electric roof fan above the kitchen ensures that steam and kitchen odours are kept at bay. This means that the air inside the vehicle stays nice and fresh – even if the outside temperature is not particularly inviting.



Drying-up superfluous:
With the perfectly sized drying rack, the washed crockery and cutlery items can simply be left in the sink – and they can even stay there when the vehicle is in motion. Furthermore, the draining board underneath means that the rack can be placed anywhere.



Lots of space for fresh food:
The large refrigerator is part of the standard equipment. With a capacity of 160 litres and a separate freezer compartment, it keeps even large quantities of groceries fresh with ease.



High tech in the kitchen:
The tall TEC-Tower is a superlative item of modern kitchen equipment in the motorhome. It comprises a fridge freezer unit (160 litres), an oven and a grill in a timeless classy design and impresses not only in terms of looks but also as a versatile helper.

Hymer Tramp CL – Interior design

Well-being with a personal touch


Lend the interior of your Tramp CL your own personal touch: with one of the new high-quality modern fabric designs. On request there are two matching carpet designs for the driver's cab and living area. Your Hymer dealership can show you original patterns.



“Charbonnel” fabric design
(material: textile)



“Castello” fabric design
(material: textile)



“Kalmar” fabric design
(material: textile)



“Makalu” fabric design
(material: textile)



“Barodino” fabric design
(material: textile)



“Viola” fabric design
(material: textile)





"Trinidad" fabric design
(material: leather/textile)



"Göteborg" fabric design
(material: textile)



"Kiesel leather" fabric design
(material: leather)



"Havanna" carpet
(section: cab and living space)

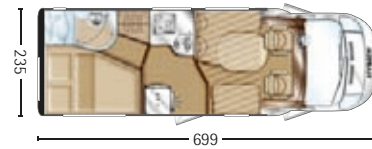


"Avalon" carpet
(section: cab and living space)



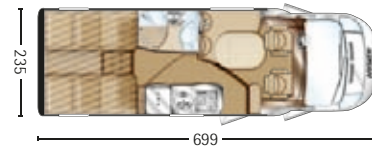
French model: Tramp 554 CL
with rear washroom and large seating group.

T 554 CL ● 3.500 kg – 4.250 kg ☾★★ [★★★]



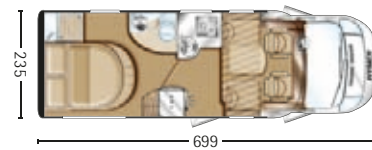
Comfort model: Tramp 578 CL
with single beds and comfort washroom.

T 578 CL ● 3.500 kg – 4.250 kg ☾★★



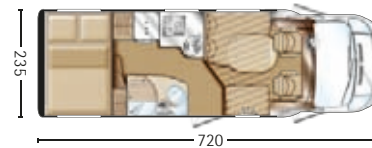
Open model: Tramp 598 CL
with opposite bench seats, queen-size bed
and en-suite washroom.

T 598 CL ● 3.500 kg – 4.250 kg ☾★★ [★★]



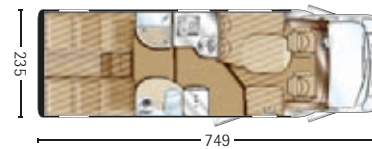
Spacious model: Tramp 614 CL
with double transverse bed and large garage.

T 614 CL ● 3.500 kg – 4.250 kg ☾★★ [★★★]



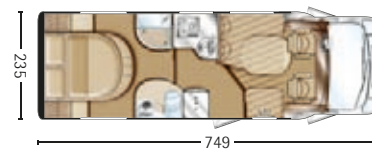
Generous model: Tramp 678 CL
with single bed comfort and en-suite washroom.

T 678 CL ● 3.500 kg – 4.250 kg ☾★★ [★★★]



Exclusive model: Tramp 698 CL
with queen-size bed and large en-suite washroom.

T 698 CL ● 3.500 kg – 4.250 kg ☾★★ [★★★]



Hymer Tramp CL – Layouts


Large selection, great opportunities

Sweden

Hymer – Land of discovery



Discover Sweden's diversity. Unforgettable experience with nature.
Enjoy the most glorious routes with Hymer. Information all about "camping land" Sweden.



Find out more at: www.hymer.com/entdeckerlandschweden

Note:

This brochure describes the series status at the time of publication. Some of the photos contain optional extras. Despite careful checking of the contents, printing errors are not excluded. During the course of the model year, we reserve the right to make changes to equipment or product improvements. Before entering into a sales contract, please find out from our authorised Hymer dealership about the current product and model status.

In some cases, the vehicles are illustrated with optional extras that are contained in the valid price list and for which additional payment is required. The decorations illustrated are not part of the Hymer scope of supply. The specifications concerning the scope of supply, appearance, performance, dimensions and weights of the vehicles – dimensions within the scope of factory tolerances (max +/- 5%) are possible and permitted – correspond to the state of knowledge valid at the time of printing. They comply with European homologation regulations; these regulations may change up to the time of vehicle purchase or up to the time of delivery. Your Hymer dealer will be delighted to inform you of any changes and about the standard scope of supply.

Copyright by HYMER AG.

The water supply system meets
the currentstate of the art as at 07/2011
(EC Directive 2002/72/EC).

The logo for Hymer AG, featuring the word "HYMER" in a bold, blue, sans-serif font. The letter "H" is stylized with three horizontal bars extending to the left.

HYMER AKTIENGESELLSCHAFT
Postfach 1140
88330 Bad Waldsee
www.hymer.com

www.facebook.com/hymerAG