

## Warranty

Lunars are famously well built and reliable, but for total peace of mind ALL Lunar Caravans are supplied with:

- A 6 year body shell integrity warranty
- A 3 year manufacturers backed warranty (specific exclusions apply).

(Subject to an annual service and inspection and excluding items subject to normal wear and tear).

Each Lunar model has been certified by the NATIONAL CARAVAN COUNCIL for compliance with stringent European Standards, British Standards AND the industry set Codes of Practice that specifically relate to health and safety issues.

The approvals process covers the testing and inspection of all critical areas of the product from fire safety, weights and dimensions through to gas, electrics and ventilation. In order to ensure Lunars continuing compliance with their stringent standards, the NCC also carry out unannounced spot inspections at the company's Preston factory.

Every caravan carries the 'NCC Approved Caravan' badge that gives you the peace of mind in the knowledge that your caravan is both fully legal AND safe.

Special thanks to:

### **Belfield Furnishings Group**

Tel: 0115 907 1834

Website: [www.belfieldfurnishings.co.uk](http://www.belfieldfurnishings.co.uk)

For the supply of all fixed bed dressings featured – to purchase any of these dressings please contact Belfield directly

### **Bowker BMW of Preston**

Tel: 01772 766070

Website: [www.bowkermotorgroup.com](http://www.bowkermotorgroup.com)

### **Design Fix**

Tel: 01772 687639

Website: [www.designfix.org.uk](http://www.designfix.org.uk)

For the staging and styling

### **Farington Lodge Hotel**

Tel: 01772 421321

Website: [www.classiclodges.co.uk](http://www.classiclodges.co.uk)



Your Authorised Lunar Dealer.

Updated Information.

# The LUNAR 2013 Caravan Collection



Welcome to Lightweight Luxury



[www.lunarcaravans.com](http://www.lunarcaravans.com)

Sherdley Road, Lostock Hall, Preston, Lancashire PR5 5JF Email: [sales@lunarcaravans.com](mailto:sales@lunarcaravans.com)







## The LUNAR 2013 Caravan Collection

### A Marque of Distinction

Relentless in our pursuit of the ultimate lightweight luxury caravan, we are proud to introduce to you the 2013 Lunar Caravans Collection. With breath-taking new exteriors and every luxury accounted for, this new collection has been designed for when only the best will do.

The collection consists of 21 models across our Ariva, Quasar, Stellar, Lexon, Clubman and Delta ranges. Every model within this collection delivers a class leading combination of indulgence and innovation.

### Feel at Home

Our designers focus on every inch of space to create interiors that are fitted out with endless specification, ingenious use of space and opulent comfort.

Brimming with innovative features, each of the 21 layouts provides the scope for both relaxing and entertaining. Ample light, luxurious furnishings and warm woods create a perfect ambience, while specifications, features and facilities cater for your every need.

### Experience the Difference

We work closely with our retailers to ensure we have a fantastic portfolio of our new collection for you to see and experience.

If you would like to discover the ultimate in lightweight luxury touring, you can find a local approved dealer at [www.lunarcaravans.com](http://www.lunarcaravans.com)

Our retailers will be delighted to discuss your touring requirements with you to ensure your lightweight luxury Lunar caravan exceeds your every expectation.



# Welcome to Lightweight Luxury

As a Lunar owner, we believe you deserve the very best in design, craftsmanship, quality and innovation. Our award winning team of highly skilled designers, engineers and craftsman are as passionate about creating a lightweight Lunar caravan as you are in owning one.

## No Compromise

Our design brief for 2013 was to go beyond just a move to one piece flat aluminium sides. For our Stellar/Lexon and Clubman/Delta models, we gave the testing challenge to our design team to create a new front panel based on the principles of no compromise. Not only must it turn heads with stunning looks, but also be lightweight, durable and maximise on storage and interior space.

The result is a full height sleek curved front panel that has provided a 65% increase in front gas locker space and 58% larger flush fitting front windows. The new design has also allowed for 87% deeper usable front bulkhead shelf space, altogether defining a distinctively superior caravan.

## Craftsmanship

Our team of craftsman bring luxury and utility to our beautifully crafted interiors. Featuring warm woods, sumptuous fabrics and elegant lighting, each model is fully equipped to create the ultimate living space whatever your tastes. We craft our exteriors to boast sophistication. Defined by sleek, smooth lines, attention to detail is key and reflects what is so reputedly known as Lunar quality.

## Peace of Mind

The safety of your family and caravan is our paramount concern. We are proud to design every Lunar with a range of leading innovations to ensure your caravan meets optimum levels of safety and security. We also work with suppliers who are dedicated to continual research and development.

## Green Thinking

The Lunar lightweight design delivers greater fuel economy, easier manoeuvrability and the option to choose a wider range of towing vehicle.

We have also focussed on generating energy saving benefits through our interiors. Each model has 100% LED internal lighting and a unique shower head that reduces water consumption by up to 20% while maintaining high pressure.

Caravan manufacturing produces many tonnes of waste each year. Our wood waste, which is normally destined for landfill, is now burnt in our Carbon Neutral Biomass Energy Heating System. This has drastically reduced the amount of waste that we send to landfill and the hot air generated is used to heat our factory.



# Award Winning Pedigree

The pleasure of owning a Lunar Caravan is underlined by a proud history in award winning design and craftsmanship.

For over 40 years our caravans have been claiming the most coveted awards for style, comfort, quality and innovation. We are truly honoured that our caravans are recognised year after year by prestigious organisations such as the Caravan Industry, the Caravan Owners Club, and the specialist caravan industry press to name but a few.

Developing award winning models requires the support of production excellence so we have invested in an array of new technology. From the multi-drill technology, to the five CNC (computer numerical control) machining centres, we strive to push our manufacturing boundaries.

In relation to our manufacturing, we are extremely proud to have won our second Business Improvement Techniques award at the prestigious Yorkshire Productivity Awards. The award was presented to our team following their compelling example of lean manufacturing practices that have yielded impressive results in efficiency.



*New Curved Front Panel with Cantilever Hinge Gas Locker  
Lightweight Obeche Wood  
Reducing Wood Waste*

*Clubman SE - Every Luxury Accounted For  
Collecting Our Award for Lean Manufacturing Practices*

Lightweight Luxury from Lunar





## The LUNAR 2013 Ariva & Quasar Collection

The Ariva / Quasar range for 2013 sets a new benchmark in lightweight luxury. The sleek new exterior and stylish interior features seamlessly connect to create a caravan with an exciting sense of family adventure. There are 8 single axle models to choose from, ranging from 2 to 6 berth to suit families of all sizes.

For 2013, we have enhanced our Ariva/Quasar range with enviable new specification. The stunning new exterior boasts one piece smooth aluminium sides, a newly designed full height rear panel, colour coded awning rails and multi spoke silver alloy wheels.

Inside each model the 'Pamplona' soft furnishings bring comfort and style while perfectly complementing a range of innovative new features. The Truma Combi Gas/ Electric Water and Central Heating System has a fast heat up time and provides instant, controllable, timed heating and hot water. Being compact and lightweight yet super-efficient means that a vast amount of space is saved which has allowed our designers to create more storage options. Inside each kitchen you will find a Daewoo 800W microwave oven, a Dometic electronic fridge with removable freezer compartment and contemporary black enamel sink. On our Aspire 4 Burner Hob, we have included a black glass lid to the cooker top and a safety cut off to the electric plate on hob closure.

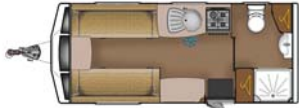
The multi-award winning Ariva has the narrowest and one of the lightest bodies of its rivals while also being the most luxurious. With an MTPLM of under 1000kg, the Ariva's clever design makes this caravan feel incredibly spacious while being truly compact.

The 2013 Quasar range is perfect for families who enjoy the true touring pleasures of luxury, space and flexibility. The new Quasar 524 is a flexible 4 berth layout with spacious 6'1" front seating and a central dinette that converts to a clever 2 berth facility. There is also a good sized kitchen and a huge end washroom with two wardrobes for plentiful storage. Also new for 2013 is the Quasar 554. This 4 berth caravan has two large fixed single beds which is a must for caravanners who simply love the comfort of their own bed.





**Ariva** - 2 Berth



**Quasar 462** - 2 Berth



**Quasar 524** - 4 Berth



**Quasar 534** - 4 Berth



**Quasar 544** - 4 Berth



**Quasar 546** - 6 Berth



**Quasar 554** - 4 Berth



**Quasar 556** - 6 Berth



*New Black Enamel Sink and New Dometic Electronic Fridge with Removable Freezer Compartment  
New Daewoo 800W Microwave Oven  
4 Burner Hob Aspire Oven/Grill*

*New Quasar 554 with New 1 Piece Smooth Aluminium Sides,  
New Full Height Rear Panel and Colour Coded Awning Rails*







## Ariva & Quasar Additional Key Features

- AL-KO AKS Stabiliser
- **NEW** - Stylish Exterior Graphics and Colours
- Grade III Classification for Thermal Insulation & Heating
- **NEW** - 1 Piece, Higher Gauge, Flat Aluminium Panels
- **NEW** - Full Height Rear Panel (Ariva 3/4 height)
- **NEW** - 25% Deeper Front Windows
- **NEW** - Stylish Rear Light Arrays conforming to all EWWTA Standards
- **NEW** - Step on Hitch Cover
- **NEW** - Side Skirts with Integral Marker Lamps conforming to all EWWTA Standards
- **NEW** - Colour Coded Awning Rails
- **NEW** - LED Awning Light with Integral Rain Gutter
- **NEW** - Truma Combi Gas / Electric Water and Central Heating System
- Mirrored Vanity Area with LED Lighting
- **NEW** - Clothes Hooks in all Bathrooms
- **NEW** - Hartal Fly Screen to Exterior Door
- **NEW** - Lightweight Freestanding Table
- **NEW** - Furniture Door Handles
- **NEW** - Fixed and Strengthened Shelving to Roof Lockers in Front Lounge Areas
- **NEW** - "Lunar Twist" Stain-Free Heavy Duty Carpet in "Basil"
- **NEW** - Additional Storage Unit replacing Fire
- **NEW** - Signal Strength Indicator for Status TV Aerial



Quasar 544 - Fixed Bed with Spacious End Washroom  
Under Bed Storage with External Access  
New Truma Combi Control Panel  
New LED Awning Light with Integral Rain Gutter

External Storage Locker – Great for Muddy Shoes  
Contemporary Vanity Basin with Swan Neck Tap  
New Multi Spoke Hyper Silver Alloy Wheels  
Quasar 546 - Large Double Bunk and Side Dinette with Lift-up Bunk  
Domestic Styled Shower with Dedicated Controls





## The LUNAR 2013 Stellar & Lexon Collection

The Stellar/Lexon range for 2013 brings a new dimension to lightweight luxury. With a new exterior that embodies Lunar's design flair and a timelessly designed interior, this range represents an enviable combination of quality and elegance. Simply choose between 6 innovative single and twin axle models, ranging from 2 to 5 berth.

The graceful lines of the curved front panel are fully complemented by the one piece, smooth aluminium sides, newly designed full height rear panel, colour coded awning rails and multi spoke silver alloy wheels. The gas locker offers 65% more storage space and has a unique cantilever hinge mechanism for easier access. There are also two secure locks. To make this range an even greater joy to tow, we have now added AL-KO ATC Anti-Snaking Device and shock absorbers as standard.

For 2013, the 'Iglesias' soft furnishings we have carefully selected add a real touch of sophistication. The indulgent velour texture invites you to relax and unwind on the fully sprung front seating while you sink your feet into the 'Countess' luxury pile stain-free carpet.

The new front panel has 25% larger flush fitting windows which floods each model with natural light while also providing 87% deeper front bulkhead shelf space. To provide you with the highest level of home comfort, the Stellar/Lexon range has been upgraded with the Alde Hydronic Wet Central Heating System which includes a domestic styled bathroom radiator in our end washroom models. This compact gas/ electric heating and water system has also allowed our designers to provide you with more storage space.

The Stellar delivers an unmatched level of spaciousness in an industry leading wide body, yet compact length. This well-loved model has a generous living space, practical L-shaped kitchen and offside bathroom with high quality features that include a fully lined shower unit.

The Lexon is perfect for those who prefer the luxurious comfort of a fixed bed model. New for 2013, the 4 berth Lexon 640 is an exciting addition to the range. This model has a good size lounge which leads to a high specification kitchen with a vast amount of work surface and 180L large capacity fridge. Beyond the kitchen you will find two single fixed beds with a large end washroom at the rear that offers plentiful storage too. The new Lexon 650, is the ultimate family layout. This 5 berth layout features an enormous front lounge, extra wide dinette for family dining, large kitchen with great workspace, double wardrobe for ample storage, two 6'2" bunk beds and a spacious end washroom.





**Stellar** - 2 Berth



**Lexon 530** - 4 Berth



**Lexon 540** - 4 Berth



**Lexon 560** - 4 Berth



**Lexon 640** - 4 Berth - Twin Axle



**Lexon 650** - 5 Berth - Twin Axle



*New Dometic Electronic Fridge with Removable Freezer  
Compartment and 4 Burner Hob Aspire Oven/Grill  
Stylish Swan Neck Tap, Black Enamelled Sink and Removable Bowl  
New Lightweight Freestanding Table*

*New Lexon 640 with New Curved Front Panel, New 1 Piece Smooth  
Aluminium Sides, New Full Height Rear Panel, New Colour Coded  
Awning Rails and New Multi Spoke Alloy Wheels*





*New Shock Absorbers to all Models  
New Step on Hitch Cover  
New Coat Hooks in Washroom  
New Back Panel with Integral Light Clusters*

*'Crystal' Work Top Offering Spacious Work Surface  
Stellar - Compact Layout with Plentiful Storage  
Dometic Large Capacity Fridge/Freezer with  
LED Display in Lexon 640 and Lexon 650*

*New Lexon 640 with New Alde Hydronic  
Wet Central Heating System*



# Stellar & Lexon Additional Key Features

- Interior Headroom of 1960mm/6' 5" Overall Width 7'6"
- Remote Control Fob to Control Alarm and Awning Light
- Security Alarm
- Heavy Duty Corner Steadies
- **NEW** - Integrated Precision Engineered Grab Handles Colour Coded in White
- **NEW** - Stylish Exterior Graphics and Colours
- **NEW** - Unique Cantilever Hinge Mechanism to Front Gas Locker
- **NEW** - Secure Locking x 2 to Front Gas Locker
- **NEW** - "Countess" Luxury Pile Stain-Free Heavy Duty Carpet in "Periwinkle"
- **NEW** - Increased Headroom to Front of Caravan
- Large Heki Lux Skylight over Front Lounge
- Domestic Style Framed Kitchen Locker Door with Perspex Infil
- **NEW** - Repositioned TV / Power Socket to Front Bulkhead Shelf
- **NEW** - Flush Fitting LED High Level Corner Lights
- **NEW** - Alde Hydronic Wet Central Heating System
- **NEW** - Domestic Wet Central Heating Bathroom Radiator (End Washroom Models)
- **NEW** - Towel Rail over Radiator on all End Washrooms
- **NEW** - Shock Absorbers to all Models
- **NEW** - AL-KO ATC Trailer Control System Standard on all Models
- **NEW** - Additional Storage Unit replacing Fire



Large Heki over Front Lounge  
Contemporary Vanity Basin with Swan Neck Tap  
New Alde Domestic Wet Central Heating Bathroom  
Radiator, Towel Rail and C250 CWE Swivel Toilet

Repositioned TV/Power Socket  
28% Larger 'Chestnut' Locker Doors  
Inviting Single Beds Leading  
to a Spacious Washroom

Lexon 540 - 4 Berth Layout with Fixed Double  
Bed and Large End Washroom  
Mirrored Vanity Area, Large Domestic Shower with Dedicated  
Controls and Eco Camel Shower Head  
Lexon 560 - 4 Berth Layout with Transverse Bed





## The LUNAR 2013 Clubman & Delta Collection

The Clubman / Delta 2013 collection reflects the art of combining lightweight design with indulgent specification. This range truly embodies everything we have learnt in over 40 years of building the finest caravans. With a new contemporary, sleek profile and an interior boasting every luxury, the Clubman/Delta range delivers everything you would expect as a Lunar owner and more. The collection includes 5 single axle Clubman models and 2 twin axle Delta models that range from 2 to 4 berth.








The new exterior combines innovation with head turning looks. The flowing lines of the curved front panel and the full height back panel have a contemporary edge and are brought to life with the addition of chrome finished grab handles with pocket LED courtesy lights. The one piece smooth aluminium sides, colour coded awning rails and low profile flush fitting side windows are complemented by elegant new graphics and colours.

At Lunar we are meticulous about optimising every inch of space so our enhancements are the ultimate balance of innovation and practicality. The new "Lagonda" soft furnishings and "Countess" luxury pile carpet provide a homely feel by delivering an outstanding level of comfort. The beautifully warm 'Chestnut' finish woods, flush fitting LED high level corner lights and elegantly curved cabinetry blend seamlessly together. To offer the best storage solutions, the side top locker doors have been crafted to be 28% larger for even easier access and a greater volume for storage. For a feeling of ambience, there is an abundance of LED lighting including new mood lights to the front lounge. You will also notice the smaller refinements like the new slide-out chrome basket in the unit of our contemporary styled kitchens. The Clubman/Delta washrooms are light, spacious and brimming with high quality features like the large domestic styled shower cubicle, high pressure 'Eco Camel' shower head which reduces water consumption up to 20% and mirrored vanity area with LED lighting. Highlights for 2013 also include a new Dometic ceramic lined toilet with LED indicators for the toilet and flush tank.

The Clubman / Delta collection is the pinnacle of lightweight luxury and is undoubtedly true Lunar pedigree at its finest.





-  **Clubman CK** - 2 Berth
-  **Clubman ES** - 4 Berth
-  **Clubman SB** - 4 Berth
-  **Clubman SE** - 4 Berth
-  **Clubman SI** - 4 Berth
-  **Delta RS** - 4 Berth - Twin Axle
-  **Delta TI** - 4 Berth - Twin Axle











# Clubman & Delta Additional Key Features

- Phantom Tracker Complete with 12 months subscription
- AL-KO-Secure Wheel Lock (2 on Delta Models)
- External BBQ point
- AL-KO Jack (Delta Models only)
- **NEW** - Stylish Exterior Graphics and Colours
- Underslung 40L Water Tank with Auto Switch Over (Delta Models only)
- Super Pitch Water Connection Point Complete with 15m Connection Hose
- **NEW** - Auto Changeover Dual Gas Regulator
- **NEW** - Dometic Ceramic Lined Toilet with LED Indicators
- **NEW** - Black Bezel Insert and Fog Light Diffuser to Back Panel
- **NEW** - Integrated Precision Engineered Grab Handles in Chrome Finish
- **NEW** - Grab Handle Pocket LED Courtesy Lights
- **NEW** - Off Side Services Light
- Control Panel with Water gauge (Delta only)
- Soft Roll Pleated Blinds to all Windows
- **NEW** - Low Voltage, Cool Touch, LED Mood Lights to Front Lounge Bulkhead
- Low Voltage, Cool Touch, LED Mood Lights to Bedrooms
- Light Inside all wardrobes
- Low Level LED Night Time Courtesy Light
- 2 additional Speakers to Bedrooms
- Mood lighting inside Kitchen Eye Level Lockers
- **NEW** - Remote Access to Alde Heating By Mobile Phone via Phantom Tracking System



6'2" Single Fixed Beds  
Clubman SB - High Specification End Washroom  
New Offside Services Light

Domestic Styled Door Handles  
LED Corner Reading Lights  
Delta TI - Plush Transverse Bed  
Leading to Large Front Lounge

Clubman CK with Two Wardrobes in End Washroom  
6'3" Double Fixed Bed  
New Dometic Ceramic Lined Toilet with LED Indicators For Toilet and  
Flush Tank, Alde Hydronic Wet Central Heating System and Towel Rail



# 2013 LUNAR Range Features

## STANDARD FEATURES ON ALL MODELS ARIVA / QUASAR

### Safety and Security Features

- AL-KO-Secure Receiver
- CRIS Identity Etched onto Window
- One Key fits ALL locks
- Smoke Alarm
- Unique Hidden Identity Tag
- Al-Ko AKS Stabiliser

### Exterior Features

- Overall Width 7'1" (2160mm)
- NEW** - Multi Spoke Hyper Silver Alloy Wheels
- NEW** - 1 Piece, Higher Gauge, Flat Aluminium Panels
- AL-KO Galvanized Steel Chassis with One action Easy Handbrake
- Double Glazed Windows with Blinds and Fly screens
- 3 Opening Front Windows
- NEW** - Stylish Exterior Graphics and Colours
- External Battery Locker
- External Storage Locker - Nearside with 240 volt socket (not Ariva)
- Fully adjustable Window Stays with Night Latch Ventilation Position
- Grade III Classification for Thermal Insulation & Heating
- Gas Locker to hold the following Bottle types:
  - 5kg Calor Patio Gas Bottle
  - 5kg BP Lightweight Gas Bottle
  - 7kg Steel Gas Cylinder
  - 10kg BP Lightweight Gas Bottle
- Gas Struts to Exterior Gas Locker
- Lunar Entrance Tray and Doormat
- Mud Flaps (not Ariva)
- NEW** - Full Height Rear Panel (Ariva 3/4 height)
- NEW** - 25% Deeper Front Windows
- NEW** - Stylish Rear Light Arrays conforming to all EWWTA Standards
- NEW** - Step on Hitch Cover
- NEW** - Side Skirts with Integral Marker Lamps conforming to all EWWTA Standards

- NEW** - Colour Coded Awning Rails
- Exterior Door with Heavy Duty Door Handle and Lock
- Steel Spare Wheel
- Underslung AL-Ko Spare Wheel Carrier to all Models (not Ariva)
- 13 Pin Connection Cable
- NEW** - LED Awning Light with Integral Rain Gutter

### Plumbing and Heating

- Isolation Taps for all Gas Appliances
- Pressurised Water System with Semi-rigid Piping
- NEW** - Truma Combi Gas / Electric Water and Central Heating System
- External Shower Connection Point
- "Super Pitch" Water Connection Point

### Bathroom Features

- Large Domestic Style Shower Cubicle (End Bathroom Models)
- Domestic Style Pivot Shower Door (End Bathroom Models)
- Shower with Dedicated Controls
- 'Eco Camel' Shower Head / Hose
- LED shower light
- Domestic Style Vanity Basin
- Domestic Style Swan Neck Tap
- Mirrored Vanity Area with LED Lighting
- Pull Cord or External Light Switch to all Bathrooms
- Offside toilets in all models (no emptying via awning side)
- C250 CWE Swivel Toilet - Electric Flush
- Mini Heki to Washrooms (Model Specific)
- Domestic Style Sliding Door/Handle to Bathrooms (Model Specific)
- Domestic Style Door with Handle and Lock to Bathrooms (Model Specific)
- NEW** - Clothes Hooks in all Bathrooms

### Interior Features

- Maximum Headroom 6'3" (1908mm)
- Waste Bin to Interior of Caravan Door
- Bed Ventilation Boards (to improve airflow and reduce condensation)
- Roll out Slats for Easy Front Double Bed Make Up
- Blinds and Fly Screens to all Windows
- NEW** - Hartal Fly Screen to Exterior Door
- Colour Matched Worktop Laminates in "Crystal" Design
- Colour Edged Work surfaces in "Crystal" Design
- NEW** - Lightweight Freestanding Table
- Front Chest of Drawers with pull-out Coffee Table
- NEW** - Locker Doors in "Chestnut" with Contemporary Cream and Chrome Banding
- NEW** - Furniture Door Handles
- NEW** - Fixed and Strengthened Shelving to Roof Lockers in Front Lounge Areas
- NEW** - "Lunar Twist" Stain-Free Heavy Duty Carpet in "Basil"
- 'Kanji' Ceiling and Wall Board
- Fully Sprung Upholstery
- NEW** - Soft furnishings Scheme in "Pamplona" Fabrics
- Aluminium Framed Lift up Front Beds
- Aluminium Framed Lift up Fixed Beds - model specific
- Luxury Pocket Sprung Mattress to all Fixed Bed Models
- Full Length Drop Down Flaps to Front Beds
- Midi Heki over Front Lounge
- Midi Heki over all Fixed Beds / Rear Lounge
- LED Ceiling Lights
- LED Corner Reading Lights
- Low Voltage, Cool Touch, LED Spot lights
- NEW** - Additional Storage Unit replacing Fire

### Kitchen Features

- NEW** - 800W, 20L Microwave Oven
- Eye Level Microwave Position (Model Specific)
- NEW** - Dometic Electronic Fridge with Removable Freezer Compartment
- Domestic Style Swan Neck Tap
- LED Lighting under Kitchen Eye Level Lockers
- Aspire Separate Grill and 42L Oven - with Spark Ignition and Flame Failure Device
- Four Burner Hob with 3 Gas and 1 Electric plate
- NEW** - Safety Cut off to Electric Plate on Hob Closure
- NEW** - Black Enamel Circular Sink with Separate Drainer (not Ariva)
- Laminated Sink Cover and Plastic Bowl
- Integrated Stainless Steel Sink / Drainer (Ariva only)
- Chrome Wirework to Kitchen Lockers
- Domestic Style Framed Kitchen Locker Doors with Wooden Infil
- NEW** - Black Glass Lid to Cooker Top

### Electrical

- 100% LED Interior Lighting Throughout
- Single easy access control panel housing all main controls
- NEW** - Separate Digital Control for Central Heating System
- 12 volt Charger and Mains Transformer
- Colour Co-ordinated 230v Mains Sockets
- Mains Connection Lead (25 Metre)
- Mains Inlet with ELCB Protection

### Audio/Entertainment Features

- Radio/CD/MP3 Player with TWO speakers
- Status 530-5 TV Aerial - Multi-Directional and Fully Adjustable
- NEW** - Signal Strength Indicator for Status TV Aerial
- 2-4 x TV points in all Models - all with Satellite connection
- Satellite TV Connection Point Inside Battery Box

## FEATURES IN STELLAR / LEXON ABOVE STANDARD ARIVA / QUASAR

- Overall width 7' 6" (2280mm)
- Interior Headroom of 1960mm/6' 5"
- Security Alarm
- Remote Control Fob to Control Alarm and Awning Light
- NEW** - Redesigned Full Height back Panel with Integral Light Clusters
- Heavy Duty Corner Steadies all Around
- NEW** - Integrated Precision Engineered Grab Handles Colour Coded in White
- NEW** - Fully Redesigned Full Height Curved Front Panel
- NEW** - 25% Larger, Flush Fitting Front Windows
- NEW** - Stylish Exterior Graphics and Colours
- NEW** - 65% Larger, Easy Access Front Gas Locker
- NEW** - Secure Locking x 2 to Front Gas Locker
- NEW** - Unique Cantilever Hinge Mechanism to Front Gas Locker
- NEW** - "Countess" Luxury Pile Stain-Free Heavy Duty Carpet in "Periwinkle"
- NEW** - High End, Luxury Velour Soft furnishings Scheme in "Iglesias" Fabrics
- NEW** - Increased Headroom to Front of Caravan
- NEW** - 28% Larger Locker Doors in "Chestnut" with Chrome Banding
- Large Heki Lux Skylight over Front Lounge
- Domestic Style Framed Kitchen Locker Door with Perspex Infil
- NEW** - 87% Deeper Useable Front Bulkhead Shelf Space
- NEW** - Repositioned TV / Power Socket to Front Bulkhead Shelf
- NEW** - Flush Fitting LED High Level Corner Lights
- NEW** - Colour Co-ordinated Kitchen Wall Splash Back
- NEW** - Alde Hydronic Wet Central Heating System
- NEW** - Domestic Wet Central Heating Bathroom Radiator (end washroom models)
- NEW** - Towel Rail over Radiator on all End Washroom Models
- NEW** - Shock Absorbers to all Models
- NEW** - AL-KO ATC Trailer Control System Standard on all Models
- NEW** - Additional Storage Unit replacing Fire
- NEW** - 180L Large Capacity Fridge / Freezer With LED Display (Twin Axle Models Only)

## FEATURES IN CLUBMAN / DELTA ABOVE STANDARD STELLAR / LEXON

- Phantom Tracker Complete with 12 months subscription
- AL-KO Secure Wheel Lock (2 on Delta Models)
- External BBQ point
- AL-KO Jack (Delta Models only)
- NEW** - Stylish Exterior Graphics and Colours
- Underslung 40L Water Tank with Auto Switch Over (Delta Models only)
- Super Pitch Water Connection Point Complete with 1.5m Connection Hose
- External Shower Connection Point Complete with Hose and Shower Head
- Roof strength for Air-conditioning on Delta Models
- NEW** - Black Bezel Insert and Fog Light Diffuser to Back Panel
- NEW** - Integrated Precision Engineered Grab Handles in Chrome Finish
- NEW** - Grab Handle Pocket LED Courtesy Lights
- NEW** - Low Profile Flush Fitting Side Windows
- NEW** - Off Side Services Light
- NEW** - Auto Changeover Dual Gas Regulator
- Control Panel with Water gauge (Delta only)
- Soft Roll Pleated Blinds to all Windows
- NEW** - 28% Larger Ash Framed Locker Doors in "Chestnut"
- NEW** - "Countess" Luxury Pile Stain-Free Heavy Duty Carpet in "Honeycomb"
- NEW** - High End Luxury Velour Soft furnishings Scheme in "Lagonda" Fabrics
- NEW** - Low Voltage, Cool Touch, LED Mood Lights to Front Lounge Bulkhead
- Low Voltage, Cool Touch, LED Mood Lights to Bedrooms
- LED Light Inside all wardrobes
- Low Level LED Night Time Courtesy Light
- 2 additional Speakers to Bedrooms
- LED mood lighting inside Kitchen Eye Level Lockers
- NEW** - Slide Out Chrome Baskets to Kitchen Base Units
- NEW** - Dometic Ceramic Lined Toilet with LED Indicators for toilet and flush tank
- NEW** - Remote Access to Alde Heating By Mobile Phone via Phantom Tracking System



# LUNAR's Heritage



### Touring For Over 40 Years

The Lunar story reflects 43 years of passion and pride for building caravans that are undoubtedly the best in lightweight luxury touring.

From humble beginnings, co-founders Brian Talbot and Ken Wilcock, named their caravan manufacturing business Lunar, following inspiration from the 1969 mission to land on the moon. They knew their caravans were exceptional but couldn't have imagined the size that Lunar has become today. From the flagship Clubman to the legendary little Ariva, through the years the Lunar ethos has remained constant: build lightweight high quality caravans with luxurious interiors.

Protecting our heritage and our future has always been paramount. When the company was sold to a European manufacturer in the 1990's it was a milestone when a management buyout, led by Chairman and CEO, Brian Mellor, was finalised in 2007.

Since the buyout, the innovation applied to both our caravans and our manufacturing has gone from strength to strength. We have made investments in a wide range of new manufacturing equipment and new design software technology. These advancements have become our trademark, setting our caravan collection apart from our rivals.

In March 2011, we were reunited with one of our very first models, a Lunar Saturn, that had toured with a family from Lancashire for over 40 years. This compact two berth was one of the first models we built. The family took delight in touring with this caravan all over the UK from 1969 right through to 2010.

Following a difficult decision in 2011 to finally retire from touring, the family contacted us to see if we could provide a final home for their Saturn which had become a real part of the family. We were absolutely thrilled with this opportunity as the Saturn signifies a Lunar heritage dedicated to quality and craftsmanship. We are extremely proud of our heritage and it is the drive behind our lightweight luxury innovations for the future.



# Fabric & Materials

### Soft Furnishing Combination Options

Lunar have carefully selected the standard soft furnishings to look great in each model range.

However for a small charge (and subject to availability) you may choose any soft furnishing combination from the 2013 range for your caravan. In addition to this there is a luxurious leather option available on selected models.

### Special L Shaped Layout Option

A popular choice amongst caravanners who like to relax in real comfort, Lunar's L shaped layout option offers a spacious seating area at the front of the caravan that can be converted into a large front double bed. In addition, this layout provides a long offside picture window and a neat floor cabinet – ideal for parking the TV on when you want to put your feet up!

The L shaped layout option is available as a special order (at an additional charge) on selected models.



Ariva / Quasar - 'Pamplona'



Stellar / Lexon - 'Iglesias'



Clubman / Delta - 'Lagonda'



# The LUNAR Owners Club

When you choose Lunar you have a great, exclusive opportunity to join the growing band of enthusiasts that enjoy all the special benefits of being a Lunar Owners Club member. As an Owners Club member you will receive regular information-packed newsletters with all the latest news on forthcoming events, letters from fellow members and the inside track on the new developments from Lunar Caravans themselves.

Every member is welcome at the Club's numerous exclusive rallies across the UK, you'll meet a host of new friends who share a common interest in enjoying caravanning in a Lunar. These seasoned veterans can also offer a wealth of knowledge and expertise to help you enjoy lightweight touring at its very best.

For further information and details on how to join please visit [www.lunarownersclub.net](http://www.lunarownersclub.net)



Thank you to Mr Roger Hart from Sheffield for these fabulous pictures taken from their rallies

## LUNAR - Industry Partners

We work in close partnership with all of our suppliers to ensure that our caravans are fitted with the highest quality lightweight materials.

 <p><b>A Cut Above</b> Tel: 01524 35660 Web: <a href="http://www.carpets4.co.uk">www.carpets4.co.uk</a></p>		 <p><b>Alde International (UK) Ltd</b> Tel: 01933 677765 Web: <a href="http://www.alde.co.uk">www.alde.co.uk</a></p>	<p><b>AL-KO Kober Ltd</b> Tel: 01926 818500 Web: <a href="http://www.al-ko.co.uk">www.al-ko.co.uk</a></p>	 <p><b>Belfield Furnishings Ltd</b> Tel: 01159 071700 Web: <a href="http://www.belfieldfurnishings.com">www.belfieldfurnishings.com</a></p>	 <p><b>Decorative Panels Lamination Ltd</b> Tel: 01484 658341 Web: <a href="http://www.decorativepanels.co.uk">www.decorativepanels.co.uk</a></p>	 <p><b>Dometic Seitz GmbH</b> Tel: ++49-6294-9070 Web: <a href="http://www.dometic.de">www.dometic.de</a></p>
 <p><b>Dometic Group</b> Tel: 0844 626 0133 Web: <a href="http://www.dometic.co.uk">www.dometic.co.uk</a></p>		 <p><b>Eltherington Group Ltd</b> Tel: 01482 320336 Web: <a href="http://www.eltherington.co.uk">www.eltherington.co.uk</a></p>	 <p><b>International Timber</b> Tel: 01257 246820 - 01257 246812 01257 246810 Web: <a href="http://www.internationaltimber.com">www.internationaltimber.com</a></p>	 <p><b>Isabella International Camping Ltd</b> Tel: 01844 20 20 99 Web: <a href="http://www.isabella.net">www.isabella.net</a></p>	 <p><b>Juteks - Creative Vinyl Floor</b> Juteks d.d., Ložnica 53 a, 3310 Žalec, SLOVENIA Tel: +386 3 71 20 700 Web: <a href="http://www.juteks.si">www.juteks.si</a></p>	 <p><b>Sole Suppliers of Graphics to Lunar Caravans</b></p> <p><b>Motique Plastics Ltd</b> Tel: 01925 767868 Web: <a href="http://www.motique.co.uk">www.motique.co.uk</a></p>
 <p><b>Phantom Ltd</b> Tel: 0845 130 3301 Web: <a href="http://www.phantom.uk.net">www.phantom.uk.net</a></p>		 <p><b>Plastoform</b> Tel: +386 7 38 44 200 Web: <a href="http://www.plastoform.eu">www.plastoform.eu</a></p>	 <p><b>The Ultimate Exterior and Interior Protection for your Caravan</b> <i>Ensuring Your Cherished Lunar Caravan Will Look Best On Site</i></p> <p>Freephone: 0800 6127 825</p>  <p>ADVANCED TECHNOLOGY</p>		 <p><b>Starco GB</b> Tel: 01889 571000 Web: <a href="http://www.starco.com">www.starco.com</a></p>	 <p><b>Tecnoform S.p.A.</b> Tel: +39 051 3761111 Web: <a href="http://www.tecnoform.com">www.tecnoform.com</a></p>
 <p><b>Thetford Ltd</b> Tel: 0844 997 1960 Web: <a href="http://www.thetford.eu">www.thetford.eu</a></p>		 <p><b>Truma (UK) Ltd</b> Tel: 01283 586050 Web: <a href="http://www.trumauk.com">www.trumauk.com</a></p>	<p>Lunar Caravans would like to thank all our industry partners - for details visit <a href="http://www.lunarcaravans.com">www.lunarcaravans.com</a></p> 			