

CREATING SMILES FOR LIFE



**SWIFT**

# PURE SATISFACTION

2018 SPRITE





# CONTENTS



14



## FEATURES

Impressive style, comfort and technology



## COMMAND

Putting you in control like never before

04



## SPRITE

Completely redesigned to stunning effect for 2018

18



## DIFFERENCE

Find out what sets Swift apart

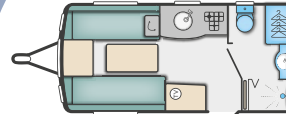
24



## SERVICE

Our approach to outstanding customer service

12



## SPECIFICATION

Choose from 10 models from 2 to 6 berths

20



SMART

## SMART

The basis of our intelligent construction system

26



## EXPERIENCE

Country, coast and freedom to explore





# PURE SATISFACTION

## SWIFT SPRITE



2018 marks the complete redesign of Sprite, the UK's best-selling caravan range and the results are stunning. Its new streamlined profile, fully re-styled interior and new model line-up, creates a more upmarket feel that is destined to revolutionise entry level caravanning.

Built with industry leading SMART construction, the Sprite is more durable making it an even better investment, and with ten layouts including a new twin axle model added to an already fantastic range, it's even easier to match a caravan to your budget.

Owner Satisfaction award winner\* for two years running, the attractive pricing combined with great new features and a wide range of options, are sure to make Sprite even more desirable.

\* Camping and Caravanning Club and Practical Caravan magazine Owner Satisfaction awards







Staying ahead of its rivals and perfected over generations, the affordable, stylish and lightweight Sprite range once again takes the crown as the UK's best selling caravan range.

With three opening front windows, stylish 'Tyrion' soft furnishings, low energy LED lighting throughout, fast heat up Truma Combi-Boiler and well equipped kitchen and washroom, you may be surprised you've walked into a Sprite and this is the secret to its success.

There is a wide range of options including a panoramic sunroof and Diamond Pack, which are so competitively priced, they are always selected.









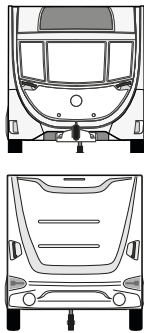
This season's refinements include a new front profile, stylish exterior graphics, LED rear light clusters, a surface mounted impact resistant skirt system, front corner lockers, updated washrooms and new Status aerial.

Boosting specification levels further is the enhanced Swift Command control system to remotely manage many of the onboard functions including heating and lighting, along with the option to subscribe to a pre-installed Thatcham Category 6 approved pro-active tracker to better protect your investment.





SPRITE  
SPECIFICATION



	ALPINE 2	ALPINE 4	MAJOR 4 SB	MAJOR 4 EB	MAJOR 6
Berths	2	4	4	4	6
Number of Axles	1	1	1	1	1
Internal Length (at bed box height)	4.34m / 14'3"	4.74m / 15'7"	5.83m / 19'2"	5.83m / 19'2"	5.60m / 18'4"
Overall Width*	2.25m / 7'5"	2.25m / 7'5"	2.25m / 7'5"	2.25m / 7'5"	2.25m / 7'5"
Overall Height (inc. TV Aerial)*	2.59m / 8'6"	2.59m / 8'6"	2.59m / 8'6"	2.59m / 8'6"	2.59m / 8'6"
Maximum Internal Headroom	1.95m / 6'5"	1.95m / 6'5"	1.95m / 6'5"	1.95m / 6'5"	1.95m / 6'5"
Overall Length*	6.05m / 19'10"	6.45m / 21'2"	7.54m / 24'9"	7.54m / 24'9"	7.31m / 24'0"
Awning A/A Dimension	8.59m / 28'2"	8.99m / 29'6"	10.08m / 33'1"	10.08m / 33'1"	9.85m / 32'4"
Mass in Running Order (inc. tolerance)	1042kg / 20.5cwt	1094kg / 21.5cwt	1236kg / 24.3cwt	1275kg / 25.1cwt*	1249kg / 24.6cwt
Maximum Technical Permissible Laden Mass	1208kg / 23.8cwt	1284kg / 25.3cwt	1437kg / 28.3cwt	1476kg / 29.1cwt*	1468kg / 28.9cwt
Total User Payload	166kg / 3.3cwt	190kg / 3.7cwt	201kg / 4.0cwt	201kg / 4.0cwt	219kg / 4.3cwt
Personal Effects Payload	121kg / 2.4cwt	145kg / 2.9cwt	156kg / 3.1cwt	156kg / 3.1cwt	174kg / 3.4cwt
Options	45.0kg / 0.9cwt	45.0kg / 0.9cwt	45.0kg / 0.9cwt	45.0kg / 0.9cwt	45.0kg / 0.9cwt
Tyre Size	185 R14C 102Q	185 R14C 102Q	185 R14C 102Q	185 R14C 102Q	185 R14C 102Q
Thermal Insulation Grade	Three	Three	Three	Three	Three
BED SIZES					
Front Double	202cm x 180cm / 6'8" x 5'11"	202cm x 128cm / 6'8" x 4'2"	202cm x 159cm / 6'8" x 5'3"	202cm x 159cm / 6'8" x 5'3"	202cm x 170cm / 6'8" x 5'7"
Or Front Nearside Single	190cm x 72cm / 6'3" x 2'4"		159cm x 72cm / 5'3" x 2'4"	159cm x 72cm / 5'3" x 2'4"	
And Front Offside Single	180cm x 72cm / 5'11" x 2'4"		159cm x 72cm / 5'3" x 2'4"	159cm x 72cm / 5'3" x 2'4"	
Rear Double		189cm x 132cm / 6'2" x 4'4"	185cm x 133cm / 6'1" x 4'4"	190cm x 133cm / 6'3" x 4'4"	
Side/Rear Single Offside					180cm x 83cm / 5'11" x 2'9"
Side/Rear Single Nearside					
Side Bunk Offside					176cm x 59cm / 5'9" x 1'11"
Side Bunk Nearside					
Side Fixed Bunks					183cm x 57cm / 6'0" x 1'10"
Side Fixed Upper Bunk					183cm x 57cm / 6'0" x 1'10"

MAJOR 6TD	QUATTRO EW	QUATTRO FB	QUATTRO DD	QUATTRO EB
6	6	6	6	4
1	2	2	2	2
5.83m / 19'2"	6.27m / 20'7"	6.27m / 20'7"	6.27m / 20'7"	6.27m / 20'7"
2.25m / 7'5"	2.25m / 7'5"	2.25m / 7'5"	2.25m / 7'5"	2.25m / 7'5"
2.59m / 8'6"	2.59m / 8'6"	2.59m / 8'6"	2.59m / 8'6"	2.59m / 8'6"
1.95m / 6'5"	1.95m / 6'5"	1.95m / 6'5"	1.95m / 6'5"	1.95m / 6'5"
7.54m / 24'9"	7.98m / 26'2"	7.98m / 26'2"	7.98m / 26'2"	7.98m / 26'2"
10.08m / 33'1"	10.52m / 34'6"	10.52m / 34'6"	10.52m / 34'6"	10.52m / 34'6"
1297kg / 25.5cwt	1380kg / 27.2cwt	1395kg / 27.5cwt	1453kg / 28.6cwt	1419kg / 27.9cwt
1518kg / 29.9cwt	1605kg / 31.6cwt	1620kg / 31.9cwt	1678kg / 33.0cwt	1624kg / 32.0cwt
221kg / 4.4cwt	225kg / 4.4cwt	225kg / 4.4cwt	225kg / 4.4cwt	205kg / 4.0cwt
176kg / 3.5cwt	180kg / 3.5cwt	180kg / 3.5cwt	180kg / 3.5cwt	160kg / 3.1cwt
45.0kg / 0.9cwt	45.0kg / 0.9cwt	45.0kg / 0.9cwt	45.0kg / 0.9cwt	45.0kg / 0.9cwt
185 R14C 102Q	185/70 R14 88T	185/70 R14 88T	185/70 R14 88T	185/70 R14 88T
Three	Three	Three	Three	Three
202cm x 180cm / 6'8" x 5'11"	206cm x 134cm / 6'9" x 4'5"	202cm x 180cm / 6'8" x 5'11"	202cm x 180cm / 6'8" x 5'11"	202cm x 159cm / 6'8" x 5'3"
190cm x 72cm / 6'3" x 2'4"		180cm x 72cm / 5'11" x 2'4"	190cm x 72cm / 6'3" x 2'4"	159cm x 72cm / 5'3" x 2'4"
180cm x 72cm / 5'11" x 2'4"			180cm x 72cm / 5'11" x 2'4"	159cm x 72cm / 5'3" x 2'4"
	194cm x 132cm / 6'4" x 4'4"	192cm x 132cm / 6'4" x 4'4"	185cm x 132cm / 6'1" x 4'3"	185cm x 133cm / 6'1" x 4'4"
	180cm x 62cm / 5'11" x 2'0"	180cm x 62cm / 5'11" x 2'0"	185cm x 64cm / 6'1" x 2'1"	
180cm x 67cm / 5'11" x 2'2"			175cm x 64cm / 5'7" x 2'1"	
	176cm x 59cm / 5'9" x 1'11"	176cm x 59cm / 5'9" x 1'11"	173cm x 59cm / 5'8" x 1'11"	
176cm x 59cm / 5'9" x 1'11"			163cm x 59cm / 5'4" x 1'11"	
183cm x 57cm / 6'0" x 1'10"				
183cm x 57cm / 6'0" x 1'10"				

**MASSSES:** The masses are calculated in accordance to EU regulation 1230/2012 and NCC code of practice 304.

The Mass in Running Order (MRO) comprises:

- The mass of the empty caravan as supplied by Swift including loose items such as the hook-up cable, kit bag, entrance step, manuals etc.
- 10kg allowance for LPG

The MRO is calculated with the fresh water tank, toilet flush tank and water heater empty. If you travel with water in the fresh water tank, toilet flush tank and the water heater the payload will reduce accordingly.

The personal effects is based on the number of berths and the length of the caravan and includes an allowance of 20kg for a leisure battery.

The Maximum Technical Laden Mass (MTPLM) is the maximum mass allowed when the caravan is fully laden.

**WARNING:** Under no circumstances should the MTPLM be exceeded.

**BED SIZES:** Please note that the front double bed sizes quoted are for seating configurations without chest of drawers. The front double bed width for a layout with a chest of drawers fitted will be reduced by 0.4m(1'4") from that stated.

**AWNING SIZES:** Due to the varying awning designs and sizes the awning sizes given are approximate only. Specific awning sizes must be confirmed by your dealer or the awning manufacturer prior to purchase.

\* The dimensions given are approximate due to slight variations in suspension ride heights, loading conditions and tyre pressures

\* Estimated weight or bed size

Customers should verify the actual dimensions of their touring caravan before committing to anything that could be impacted by these dimensions.

Please note: Any dealer fit options will reduce the overall payload available to the user of the caravan. If you require additional payload it is possible to upgrade the MTPLM to the upper limit. Please contact your caravan dealer for more information.

**LED ROAD LIGHTS:** Certain vehicles may require a secondary fuse box when towing models fitted with LED road lighting.

Visit [swiftgroup.co.uk](https://www.swiftgroup.co.uk) to...

Configure your Swift Sprite

Find a dealer



# SPRITE FEATURES

## Base Specification

### Exterior

- European Whole Vehicle Type Approval ensures compliance with strict weight, dimension and safety regulations
- EN1645 Grade 3 classification for heating and thermal insulation
- Overall body width 2.25m/7'5"
- AL-KO galvanised steel chassis with Euro-axle
- SMART construction with GRP body panels
  - Strong, moisture proof 'PURE' polyurethane timber-less framed body shell with polystyrene insulation core (25mm in sidewalls, 32mm in roof)
  - Robust balanced panel side walls with GRP outer and inner skin
  - 44mm 'sandwich' floor construction with GRP outer skin, ply upper and high rigidity Styrofoam core
  - Hail resistant exterior GRP roof, fully bonded for extra strength and flatness.
  - **New** sweeping front panel in GRP with wide gas locker door, triple flush fitting windows and LED front marker lights
  - Full height GRP rear panel
- **New** fuel saving, aerodynamic profile
- **New** stylish graphics scheme
- **New** exclusive LED rear light clusters, LED high level marker and brake light which provide better visibility in poor weather
- LED side marker running lights
- **New** design grab handles to front and rear
- Wide access gas locker door with two compression locks
- **New** front window design with three opening windows
- Fully double-glazed opening windows (no single-glazed cold areas)
- Screen printed side windows with graphite grey tint
- **New** surface mounted impact resistant skirt system
- Semi-recessed body colour awning rail both sides
- Steel wheel and trims
- Higher tyre rating - a load margin is included in the tyre specification
- 13-pin 'Jaeger' 12V car connector
- AL-KO overrun device
- AL-KO carabiner breakaway cable
- Step-on hitch cover for easier cleaning of front windows
- Bulkhead mounted regulator suitable for use with either propane or butane bottles
- LED awning light
- Exterior one-piece door with interior moulded liner, chrome handle and concealed hinges
- Exterior access battery box with mains electric inlet (battery not included)
- Aerial point in battery box for portable satellite dish connection
- Entrance step
- Fixing bars for optional Thule Elite G2 rear mounted two cycle rack

### Interior

- 1.95m (6'5") headroom
- **New** Tyron soft furnishing scheme
- Curtains to all windows (except washroom)
- Twin curtain track for improved hanging and ease of use
- 'Aralie Sen' woodgrain and complementary furniture
- **New** matt white overhead lockers
- Positive overhead locker catches for secure storage on the move with chrome handles
- **New** side corner opening lockers for extra storage
- Shelves in selected lockers
- Chrome effect sockets and switches
- Front chest of drawers with convenient slide-out extending top (model specific)
- Sectioned removable carpets for flexibility (not washroom)
- French Oak effect, high impact, scratch resistant floor lino
- Front seat bases with spaceframe construction, full front access and space for larger items
- Tri-foam cushioning to seat and backrests for seating and sleeping comfort
- Seat and backrest ventilation boards (model specific)
- Beech slat seat and bed bases for extra comfort with sprung hinged tops for easy access
- Bed make-up system with slats retained on track (model specific)
- Exclusive and more durable Duvalay Duvalite Gravity Luxe mattress with lightweight memory fibre technology - hypoallergenic, excellent pressure relief, dust mite resistant and 100% recyclable (fixed bed models only)
- Fixed beds with aluminium bed frames to maximise strength and storage space
- Areas under beds and seats, and washroom areas warmed by Truma blown air system
- Mini-Heki rooflights in kitchens and bedrooms (model specific)
- Midi-Heki roof window with flynet and adjustable concertina blind
- Dining table suitable for full-size place settings
- Granite effect kitchen sink
- Removable extension drainer with dedicated storage
- Kitchen worktop extension (Model specific)
- Wire basket in kitchen cupboard
- Cutlery drawer on smooth-action steel runners
- Chrome finish crockery rack
- Chrome effect swivel spout kitchen and vanity taps for improved use
- Thick washroom door with domestic style lock and handle
- Easy clean white gloss washroom walls
- **New** design rectangular vanity bowl for easier washing (model specific)
- Shower bi-fold door retained on track for improved access with travel lock (model specific)
- **New** Micro-Heki roof light in all washrooms
- Cassette flyscreens and blinds on all windows
- Retained embroidered entrance mat

### Equipment

- Enhanced Swift Command control system with updated 'user friendly' app interface:
  - Pre-installed Thatcham Category 6 approved pro-active tracker (subject to annual subscription).
  - Swift Command Intelligent power supply unit with LCD control panel; Functions include, battery selection, battery state meter, lighting and water pump circuit controls, internal & external temperature, internal humidity levels, 230V load limiter (settable between 5 amps & 16 amps), solar panel charging levels, heating controls and Bluetooth connection
- **New** fridge control and monitoring
- **New** Dometic Freshjet aircon control (dealer fit option)
- Swift Command app allows certain functions to be controlled/monitored remotely and comes with;
  - Remote levels viewing
  - Remote control of power, lighting and heating
  - Enhanced remote heating controls with **New** heater status bar
- **New** 'Places of Interest' feature including 'Campsites' from the Camping & Caravanning Club
- Dual fuel heating with Truma Combi 4 Boiler (1.8kW electric / 4kW gas / 3.8kW combined) in Alpine 2 & Alpine 4, Combi 6 Boiler (1.8kW electric / 6kW gas / 5.8kW combined) in Major 4SB, Major 4EB, Major 6, Major 6TD, Quattro EB, Quattro EW, Quattro FB and Quattro DD)
- Digital programmable controller for heating and hot water with ability to be remote controlled via Swift Command
- Thetford 3 burner hob, oven and separate grill
- Dometic 100 litre, electronic ignition fridge with removable freezer compartment, black effect finish and digital controls
- Ecocamel Orbit shower head with on/off button for a powerful shower that uses less water
- Thetford C260 toilet with electric flush and 18 litre wheeled waste tank
- High flow rate in-board pump with chrome effect taps for reliable, high performance water supply
- Inboard semi-rigid fresh water pipes
- Large bore underslung rigid waste pipes
- Isolation taps for gas appliances
- Fully protected mains electric system
- 25 amp switchmode charger/transformer
- LED lighting throughout interior including:
  - Adjustable spotlights in lounge
  - Over locker lighting and recessed ceiling lighting
- **New** Status directional digital and analogue TV aerial
- TV station with 230V, 12V and aerial sockets (two in selected models)
- TV bracket including a travel lock where fitted
- Four 230V sockets including twin in front shelf 'pod' (model specific)
- 25 metre mains hook-up cable

### Safety and Security

- Thatcham Category 6 approved pro-active tracker pre-installed as part of Swift Command system (subject to annual subscription)
- Convenient one-key high security locks
- Smoke alarm
- Carbon monoxide detector
- CRiS identity number labels to windows and caravan chassis
- Concealed security data chip within caravan construction

### Customer Service

- Exclusive online Connect Direct account with direct access to Swift

## Options


### Factory fit


- Diamond Pack:
  - **New** 'Edge' alloy wheels
  - AL-KO AKS 3004 Stabiliser
  - AL-KO Secure wheel lock receiver (two on Quattro)
  - Door flyscreen with easy concertina action
  - Microwave oven
  - Radio/CD/MP3 player with iPod connection
  - Two scatter cushions (Four in Quattro EW)
  - Steel spare wheel
- **New** panoramic front sunroof incorporating fully integrated curved blind system
- Alternative fabric schemes including the SwiftShield stain-resistant, easy-clean fabric with soft suede like texture
- AL-KO ATC trailer stability control

### Dealer fit

- Alarm system (infra-red with tilt sensor and key-fob operation)
- AL-KO Secure wheel lock
- Wrap-around front seating in addition to drawer chest
- Weight plate upgrade (model dependent)
- Dometic Freshjet air conditioning unit (model dependent)
- Roof-mounted solar panel
- Oyster satellite system (model dependent)
- Thule Elite G2 Two cycle rack

Visit [swiftgroup.co.uk](https://www.swiftgroup.co.uk) to...

 Configure your Swift Sprite

 Find a dealer



01



02



03



04



05



06



07



08



09



10



11



12



13



14



15



16

14



## SPRITE FABRIC OPTIONS

Within the Sprite range there are three fabric options available. The 'Tyrion' scheme that comes as standard and the optional 'Elodie' and SwiftShield schemes. Please ask your dealer for full details.



**'Tyrion' upholstery scheme**  
Sprite standard fabric



**'Elodie' upholstery scheme**  
Sprite optional fabric



**SwiftShield upholstery scheme**  
Optional fabric



SwiftShield fabric has a soft suede type feel and has been treated during manufacturing to resist stains. It is very easy to clean and just requires a soft cloth dampened with water to remove most stains. SwiftShield is exclusive to Swift Group, you can find out more on Swift TV.

[www.swifttv.co.uk](http://www.swifttv.co.uk)

## VALUE ADDED PARTNERS



Swift is delighted to have secured exclusivity to fit the Duvalite mattress as standard in all fixed bed models across all caravan ranges. This innovative lightweight Memory Fibre Mattress is as comfortable as memory foam but has many other benefits. Constantly innovating Duvalay ensure our customers have the premium night's sleep they need and deserve.



Truma provide one of the industry's leading heating systems which features as standard on Sprite models. The Truma Combi heater is lightweight and compact as well as quiet in operation, and there is an efficient boost function for a fast supply of warm water and room heating in a short time. Truma carry out cold chamber testing of their products to prove they meet the Grade 3 standard for heating and insulation.



Swift recommend Oyster satellite TV and broadband. Permanently mounted dishes fold away neatly when travelling then raise and locate the satellite signal automatically seconds after activation. Made in Germany, they come with a 3 year warranty and there is a dedicated UK service centre.



## Diamondbrite LEISURE

Swift are partnering with Diamondbrite Leisure - the ultimate in Paint & Upholstery Protection for your caravan. The exterior nano-ceramic treatment forms a high-gloss coating for easier cleaning and never needs polishing, while the upholstery protection resists staining. It is professionally applied at your dealership and comes with a lifetime guarantee plus complimentary aftercare pack.

## CHOSEN CHARITY



Swift Group are proud to support a charity local to them called the Daisy Appeal. The Daisy appeal is giving loved ones faster, more accurate, diagnosis of three of the region's biggest killers – cancer, heart disease, and dementia.

The Charity's aim is to provide a world-class PET-CT scanning facility which will provide a comprehensive clinical service alongside an ambitious clinical research programme exploring new applications of imaging techniques.

Currently in the UK, most PET-CT scanning is carried out on cancer patients. However, it has great potential in various heart, neurological and other diseases. Many of these will necessitate the use of short half-life radioactive 'markers' which will need to be manufactured on site. Hence the requirement of a purpose built cyclotron, radiochemistry and radiopharmacy facility.

For every caravan, motorhome and holiday home sold, Swift Group make a donation to the Daisy Appeal, helping them to reach their goal of becoming the UK's number one PET-CT service.

To find out more visit [www.daisyappeal.org](http://www.daisyappeal.org)



# PURE ASSURANCE

The difference is Swift

Your head says you need a caravan that's durable, functional, comfortable, safe and secure. Your heart wants great design and a great choice. With Swift Group you can have the best of both worlds with the backing of a company established over 50 years.

## DURABILITY

- Unique SMART construction system
- Rigorous safety testing at Millbrook and cold chamber testing down to minus 15°C and beyond puts prototypes through conditions most products will never have to experience in a lifetime, this is all part of the Swift ethos to deliver the best product possible to you
- Balanced panel side walls with GRP outer and inner skins. GRP is more impact resistant than aluminium and can be easily repaired, ensuring long lasting good looks and securing your investment for the future
- Assured build construction with a manufacturer backed, free 10 year bodyshell warranty as standard on all caravans



## FUNCTIONALITY

- Significant advancements in design and storage that optimise your living and sleeping space giving greater comfort
- A host of money saving developments including improved fuel efficiency and use of low energy lighting
- Truma dual fuel heating
- Swift Command system, developed with Sargent Electrical, on all models
- Use of Computational Fluid Dynamics to help shape the bodyshell for better fuel consumption and safer towing



## COMFORT

- Grade 3 classification of thermal insulation for all year round comfort
- Sprung beech slats for comfortable seating and sleeping
- Regency 100% bleach cleanable carpets designed to repel everyday spills, stains and dirt
- Exclusive Duvalay Duvalite mattresses on fixed beds with memory fibre technology



## SAFETY AND SECURITY

- All Swift Group products are certified by the National Caravan Council to ensure they are both legal and safe
- All Swift caravans have European Whole Vehicle Type Approval to ensure compliance with strict weight, dimension and safety requirements
- Security includes a pre-installed Thatcham Category 6 approved pro-active tracker as part of the Swift Command system (subject to annual subscription)



## STYLE AND CHOICE

- Modern desirable looks inside and out
- Models from entry level to top of the range luxury cater for a wide range of budgets
- Caravan weights to suit a wide range of tow cars

## ESTABLISHED FOR OVER 50 YEARS

- Experienced company with over 50 years of manufacturing knowledge and dedicated long serving craftsmen
- Europe's No1 manufacturer of Caravans, Motorhomes and Holiday Homes
- Swift Group undertakes one of the most extensive research and testing programmes in the industry to ensure the design team can create products that set the industry standard for style, value and practicality
- Recycling waste and reducing carbon emissions is a fundamental part of the Swift ethos and initiatives are always underway to achieve further improvements wherever possible
- At the forefront of product design with exceptional style, inside and out, just wander into any Swift dealership to see for yourself

## DEDICATED CUSTOMER CARE

- We believe our aftersales and customer care are the best in the industry - check out our customer testimonials at [swiftgroup.co.uk/swift-group/testimonials](http://swiftgroup.co.uk/swift-group/testimonials)
- **Swift Connect** - A multi-million pound investment programme in online technology enables dealers not only to order online, including spare parts, but also to check product availability and delivery dates
- **Swift Talk** - Swift Group's own dedicated social media site is the industry's most popular social networking site. Swift Group staff monitor the forum and answer questions daily, providing invaluable help and support. A number of key suppliers and dealers are also active Swift Talk members
- **Connect Direct** - Connect Direct is our exclusive aftersales service for the ultimate in customer care





# PURE STRENGTH

## SMART is the basis of our intelligent construction system that is used across our entire touring caravan range

As the UK's leading leisure vehicle manufacturer, Swift Group undertakes one of the most extensive research and testing programmes in the industry and we are constantly looking at new and better ways to construct our products.

SMART is based on proven technology which provides a Strong timberless body frame with Modern desirable looks and a leading Aerodynamic shape that is highly Resilient to moisture, all wrapped up in a caravan that has undergone the most comprehensive Testing.

Balanced panel side walls with GRP outer and inner skins, a hail resistant GRP roof and GRP outer skin to the sandwich floor, creates a full GRP outer bodyshell making it even more resilient.

Carefully developed, SMART construction was only introduced once we were satisfied that it was truly fit for purpose.

Computer numerically controlled (CNC) cutting is used in the manufacturing process to provide accuracy and consistency time after time, to produce a high quality engineered product designed to give you a lifetime of smiles.



### STRONG

The Strong timberless body frame uses 'PURE', a tough, hard polyurethane based product, that is totally impervious to water and has been proven through use.



### MODERN

The SMART construction system uses Modern materials and has been developed to ensure the exterior profiles maintain the Modern desirable looks our caravans are renowned for.



### AERODYNAMIC

We continue to lead the way in Aerodynamics using Computational Fluid Dynamics to help shape the bodyshell for better fuel consumption and safer towing.



### RESILIENT WITH GRP SIDE WALLS


Balanced panel side walls with GRP outer and inner skins. GRP is more impact resistant than aluminium and can be easily repaired, ensuring long lasting good looks, securing your investment for the future.

All fixings are made into the 'PURE' material to a pre-defined depth. 'PURE' is totally impervious to water and has no veins. This means there is no passage for water from the outer skin to the inner wallboard, making the caravan highly Resilient to moisture.



### TESTED

Extensive safety and durability Testing at the Millbrook track, and cold chamber Testing down to minus 15°C and beyond puts prototypes through conditions most products will never have to experience in a lifetime; all part of the Swift ethos to deliver the best products to you.



### FLOOR CONSTRUCTION

'Sandwich' floor construction with ply upper, high rigidity Styrofoam core and GRP outer skin to provide greater durability from the elements.



# PURE CONTROL

Swift Command is a real innovation designed to make your touring experience even more carefree.

The perfect tool for touring, Swift Command technology includes a smart LCD control panel that has enhanced functions.

There is also an exciting, free downloadable 'app' that links to the Swift Command unit, so you can be in control wherever you are with the convenience of your mobile device.

Access the clever onboard interface when nearby with Bluetooth or via your internet connection when remote.

Track system levels like power, temperature, humidity and monitor the location of your vehicle.

Custom notification settings keep you informed of functions such as battery levels, frost alerts and alarm status.

For even greater peace of mind you can subscribe to the pre-installed Thatcham Category 6 approved pro-active tracker to add extra security to your vehicle.

Swift Command Tracker by Sargent is monitored by an approved monitoring centre which operates 24 hours a day, 7 days a week and provides European coverage and direct police liaison. This system is ready for use, all you need to do is purchase a tracking subscription by visiting [www.swiftcommand.co.uk](http://www.swiftcommand.co.uk) or calling Sargent on 01482 881655.

Head to the Apple or Android store and search for 'Swift Command'.



## LIGHTING

Create just the right ambience onboard with easily adjustable lighting settings.



## LOCATION AND REMOTE FEATURES

Connect to your leisure vehicle from anywhere to view its systems information and location.

Conveniently control and monitor your onboard services when away from your vehicle.



## WATER

Keep an eye on your precious water levels so you know in good time when to top-up.



## POWER

Track your energy use and manage your batteries for efficient use of your all important power services.



## HEATING

Activate whilst out exploring and enjoy the warmth when you get back.





# PURE SERVICE

Connect Direct is an online system which personalises each customer's experience of owning their caravan

Once you have logged on and created your profile, you will be able to access a whole host of information, specific to your caravan. In addition you will be able to have a direct line into the retail team, with the launch of a live chat facility.

Should a problem occur, you will be able to report a fault to us directly, enabling us to react

quickly and work together with your dealer to take the problem away from you the owner and resolve the issue as quickly as possible.

Product upgrades and notifications will be sent via Connect Direct keeping you up to date over the coming years. This online system provides a direct route for you into the Swift

Group, and enables us to provide you with proactive Customer Service support, enhancing your experience.

Connect Direct is in addition to the traditional methods of contacting us.



# PURE SWIFT

Swift Group's design team is widely recognised as the most innovative and creative within our industry, often leading the future design of touring vehicles.

## DESIGNED AND ENGINEERED

With a wide range of backgrounds including the automotive and interior design sector, our degree qualified engineers and designers draw from a wide range of influences to style our future products. They have the use of computer aided design and 3D rendering to create and analyse ideas before a prototype is even built.

The latest 3D CAD software uses data to drive the CNC machines in the factory to create highly accurate toolings for construction.

## AERODYNAMICS

Swift Group works with a leading company, who are also consultants to the Formula 1 industry, to use Computational Fluid Dynamics (CFD) to study the aerodynamics of their product design. A full 3D simulation study shows the airflow and drag and can be used to help shape the bodyshells for better fuel efficiency and towing dynamics.

## RIGOROUS TESTING

Everything is designed using sophisticated software and data gathered from physical testing at the Millbrook proving ground and cold chamber testing down to minus 15°C and beyond. Swift Group are able to simulate how components, fixtures and fastenings will react under certain conditions allowing build optimisation. This results in well engineered robust and durable products.

## EXCLUSIVES

Swift Group works closely to build partnerships with its suppliers to bring exclusive features to its products. These include the following features on top of our innovations:

- Ultra comfortable Duvalay mattress on all fixed beds
- Clever stain resisting SwiftShield fabric







# THE SWIFT EXPERIENCE

COUNTRY • COAST • FREEDOM

THE SWIFT EXPERIENCE IS A CULMINATION OF OVER 50 YEARS EXPERIENCE MAKING LEISURE VEHICLES FOR YOU TO ENJOY THE GREAT OUTDOORS. OUR AIM IS TO MAKE YOUR HOLIDAY AS COMFORTABLE AND RELAXING AS POSSIBLE SO THAT YOU RETURN WITH A BIG SMILE ON YOUR FACE.

YOU CAN FOLLOW THE LIVES OF FAMILIES WITH A PASSION FOR ENJOYING THE FREEDOM THE LEISURE VEHICLE LIFESTYLE CAN OFFER AT:  
**[SWIFTGROUP.CO.UK / FIRST-TIME-BUYER / SWIFT-EXPERIENCE](https://www.swiftgroup.co.uk/first-time-buyer/swift-experience)**

CREATING  
SMILES FOR  
LIFE

- BUILT IN BRITAIN -



↓ BROCHURE  
DOWNLOADS

📍 FIND A  
DEALER

🗣️ JOIN US ON  
[SWIFT-TALK.CO.UK](https://www.swift-talk.co.uk)

📺 PRODUCT VIDEOS  
[SWIFTTV.CO.UK](https://www.swifttv.co.uk)

📱 FIND US ON  
SOCIAL NETWORKS




# NOT YOUR AVERAGE TRIP TO THE COUNTRY.



Wake up to the sounds of nature, feel the morning dew on your feet, hold a cup of tea in your hand as you experience the sunrise over the hills and the sunlight streaming through the trees.

CREATING  
SMILES FOR  
LIFE  
- BUILT IN BRITAIN -



**M**orning breakfast made from the fresh local produce of the farm shop down the road, a bacon sandwich has never tasted so good. The days are full of possibilities; walking in bright green fields with sheep and cows, birds soaring high on the thermals and not a care in life, just anticipation of what is round the corner. Kids can be kids, running and playing, swimming in lakes, skimming stones, riding bikes, climbing trees and paddling canoes.

It's all about remembering the smiles on everyone's faces.

Live it. Experience it. Breathe it.

Adventure is allowing the unexpected to happen to you. Exploration is experiencing what you have not experienced before. How can there be any adventure, any exploration, if you let someone else - above all, a travel bureau - arrange everything before-hand?

*Richard Adlington, Death of a Hero.*



**GET SOCIAL WITH SWIFT**  
Social Network for Caravan Enthusiasts

JOIN US ON  
[SWIFT-TALK.CO.UK](https://www.swift-talk.co.uk)

FIND US ON  
SOCIAL NETWORKS





# THERE IS NO PLACE LIKE THE COAST


**S** Seagulls soaring, the sound of the waves lapping at the shore, sand between your toes and the fresh sea air, it's the simple things in life that bring the most joy.

Bucket and spade in hand, building sand castles, collecting shells and soaking up the sun on the beach with an ice cream or candy floss; it's what the seaside is all about.

With coastal parks a stone's throw away from seaside adventures you can enjoy a prime holiday location with all the comforts of home. Imagine the kids playing happily with new friends while you relax nearby and even the dog can come too.

As the end of the day draws to a close, you get to relax in the comfort of your own caravan, head refreshed from the day's activities and ready for tomorrow's adventure.


With a Swift Group Caravan you have the freedom to roam at your pace, in comfort and style. You can be spontaneous or carefully plan your break away to create precious memories and tales to treasure for a lifetime.



*The ocean stirs the heart, inspires the imagination and brings eternal joy to the soul.*

Wyland

CREATING  
SMILES FOR  
LIFE  
- BUILT IN BRITAIN -







**SWIFT**



## VISIT [SWIFTGROUP.CO.UK](https://www.swiftgroup.co.uk) TO...



Configure your model



Watch videos



Download brochures and handbooks



Find a dealer



Social

## DISCLAIMER

This brochure does not constitute an offer by Swift Group Limited (Swift). Swift reserves the right to alter specifications and prices at any time as materials and conditions demand. Distributors and dealers sell Swift products on their own account and not as agents of Swift. Accordingly, they have no authority to bind Swift or to make any representation or undertaking whatsoever on behalf of Swift. All props are for photographic purposes only and are not included in the specification. Issued September 2017.