



Compass

2016 Caravan Range

corona rallye



backed by
10 YEAR
water ingress
& body integrity
warranty

SOLID

STRONG LIGHT & DRY



TECHNOLOGY PARTNERS



The most advanced technology used
in touring caravan engineering.

The first and only fully-bonded construction system for touring caravans. SoLiD Construction uses a chemical bonding process which is used in Formula 1, aircraft and marine construction.

THE ADVANTAGES OF



STRONG – SoLiD Construction means our caravans offer industry leading integrity and rigidity.



LIGHT – Fully bonded construction enables lighter vehicles which improves fuel consumption.



DRY – Waterproof joints and 95% fewer exterior screws create an impenetrable water barrier.

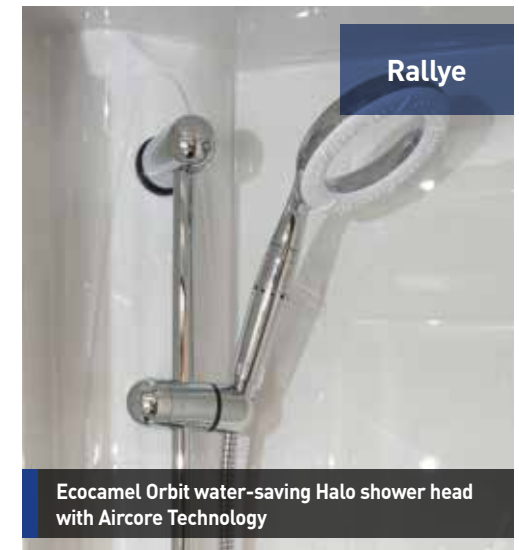


Find out more by visiting www.elddis.co.uk/solid



Compass

New features & key specifications



A wide-angle photograph of a modern motorhome interior. The space is finished with light-colored wood paneling. On the left, a beige fabric sofa is adorned with a large, vertically striped pillow in shades of blue, yellow, and white. Behind the sofa is a kitchenette featuring a white countertop, a stainless steel sink, a blue dish rack, and a blue bowl of fruit. Below the counter are wooden cabinets and a built-in black refrigerator. To the right of the kitchenette is a black oven. In the background, a bedroom area is visible with a white bed and a blue throw blanket. The ceiling has a skylight, and the overall atmosphere is bright and airy.

A new level of luxury...

**NEW
Model**

360° virtual tours available online



corona



The lightweight, modern and affordable caravan that does it all!

Compass Corona ticks all the right boxes!

New-era Corona benefits from SoLiD Construction, and contemporary styling brings this heritage brand bang-up-to-date.

The Compass Corona is fresh and exciting, featuring innovative and practical specification, style and unrivalled craftsmanship.



Model shown: 566



Model shown: 574



Model shown: 576

Model shown: 554



www.elddis.co.uk

Key features and benefits

New




Microwave comes as standard



Retractable
Island Beds

Award-winning OZIO construction mattress and bedding



New

Expert craftsmanship in every detail, including dovetailed drawers

360° virtual tours available online



Corona bathrooms feature 24hr Alde central heating with heated towel rail and ample storage



corona

Key Features

- 1400x440 Star-View rooflight incorporating pleated blind and flyscreen, with stylish surround and integrated downlights
- AL-KO galvanised steel chassis with AL-KO AKS 3004 stabiliser and ATC Trailer Control System for smooth towing performance and exceptional stability. The AL-KO system comes with shock absorbers and receiver for optional AL-KO wheel locks, plus AL-KO Euro over-run device with 2-way assisted handbrake
- Improved Alde 24hr multi-programmable central and water heating system. Runs on gas, electric (up to 3.15kW) or both with new easy-to-use LCD touchscreen control with night-time display setting
- Heated towel rail in all bathrooms with additional heating convactor
- 800W Stainless Steel microwave, fully ventilated, with microwave isolation switch
- Black gloss enamelled Aspire Mk2 oven, grill and dual fuel hob with spark ignition and 800W electric hotplate, three gas burners with smoked glass lid
- Revolutionary 'Strong-Lite' high-strength aluminium one-piece sides. Up to 40% stronger and 30% lighter
- Highflow submersible pump with intelligent controller and inline filter - turns the pump off when the water runs out
- Fixed beds come with OZIO Coolsoft luxury mattress(es) for optimum comfort
- Montalcino Elm craftsman built cabinetry with contrasting Cream leather effect feature rail, handcrafted dove-tailed drawers, overhead lockers with positive locking and classic flush-fit kitchen units
- Domestic style fridge freezer with large storage capacity 110L
- Teleco Teleplus X2/39U Directional aerial
- CD Radio tuner with mp3 connectivity, USB input with charging facility and speakers
- GRP underskin to caravan floor providing a water resistant barrier
- Fully bonded roof for additional strength
- Large gas locker door with dual gas struts and large universal gas bottle storage
- Exclusive 'Tardis' Sports alloy wheels
- Spare wheel and underslung carrier
- 100% LED interior lighting, saving up to 80% battery consumption
- Fully protected mains electric system with up to seven 230V sockets - more than any other caravan manufacturer
- 6'5" Headroom



www.elddis.co.uk

Specification, layouts & key features

Layout Options



Corona 462
Single Axle | 2 Berth

NEW
Layout



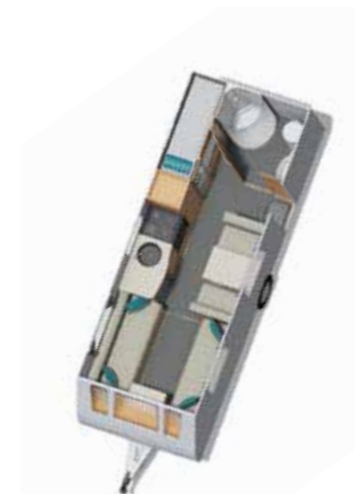
Corona 554
Single Axle | 4 Berth



Corona 566
Single Axle | 6 Berth



Corona 574
Single Axle | 4 Berth



Corona 576
Single Axle | 6 Berth

Design options

Change the look and feel of your Compass Corona with a choice of interior furnishings.

Please refer to our website for additional options for this range
www.elddis.co.uk



Standard 'Lorie' upholstery



Standard 'Lorie' upholstery - reverse shown



Optional 'Darcy' Aquaclean® upholstery

Find your nearest dealer at www.elddis.co.uk



For the latest news, reviews and competitions visit the hub at www.elddis.co.uk



corona

Specification

Comfort

- **NEW** 1400x440 Large Heki Lux Stargazer rooflight incorporating pleated blind and flyscreen, with stylish surround and integrated downlights
- **CLASS LEADING** Improved Alde 24hr multi-programmable central and water heating system. Runs on gas, electric (up to 3.15kW) or both with new easy-to-use LCD touchscreen control with night-time display setting
- Grade III Thermal Insulation for guaranteed all weather comfort
- Retractable transverse island bed (554 model) creating a comfortable daybed and 400mm additional floor space during the day
- Fixed beds come with OZIO Coolsoft luxury mattress(es) for optimum comfort. This class-leading mattress construction provides unbeatable support and pressure relief and its unique properties make OZIO warm in Winter and cool in Summer
- Stylish shaped double-glazed opening windows with night ventilation position
- Easy clean blinds and flyscreens to all windows
- Bed frame with easy-lift gas struts for improved-access storage (fixed beds)
- Longer side lounge windows (462 and 576 models)

Entertainment

- **NEW** Craftsman-built removable chest of drawers with dove-tailed joints, plus extending table, free standing table and dedicated storage
- CD Radio tuner with mp3 connectivity, USB input with charging facility and speakers
- **NEW** Teleco Teleplus X2/39U Directional aerial
- TV points with dedicated locations for comfortable viewing (230V, 12V and aerial connection)

Wash

- **CLASS LEADING** Heated towel rail in all bathrooms with additional heating convactor (excl. 566)
- **CLASS LEADING** Highflow submersible pump with intelligent controller and inline filter - turns the pump off when the water runs out
- Large 'Nouveau' Bathroom sink with built in soap dish and chrome tap
- Vanity areas with LED downlighting, dedicated sockets for hairdryer and appliances (selected models)
- Domestic style bathroom door with high quality privacy lock
- Thetford electric flush toilet
- Fully lined shower cubicles with domestic style shower screen
- Domestic style bathroom cabinet
- **NEW** 400x400 MPK VisionStar M Pro rooflight in bathroom with flyscreen and blind

Cook

- Black gloss enamelled Aspire Mk2 oven, grill and dual fuel hob with spark ignition and 800W electric hotplate, three gas burners with smoked glass lid
- 800W Stainless Steel microwave, fully ventilated, with microwave isolation switch
- Domestic style fridge freezer with large storage capacity 110L
- Round Stainless Steel enamelled sink with inset laminated sink cover and removable drainer with dedicated storage
- Well lit kitchen work area with energy-saving LED downlights
- **NEW** 400x400 MPK VisionStar M Pro rooflight with flyscreen and blind (excl. 574)
- Brushed Steel fittings with polished chrome taps
- Modern 'Mussel' kitchen splashback
- Worktop extension (selected models)

Style

- Curved ABS rear panel with streamlined integrated rear light cluster and LED high level brake light
- **NEW** Graphics
- Exclusive 'Tardis' Sports alloy wheels
- **CLASS LEADING** Large gas locker door with dual gas struts and large universal gas bottle storage
- LED Awning light above the door
- **CLASS LEADING** Exterior 2-part door with moulded interior liner, window, blind, flyscreen and 12.5L wastebin
- Polished Chrome grab handles
- Montalcino Elm craftsman built cabinetry with contrasting Cream leather effect feature rail, handcrafted dove-tailed drawers, overhead lockers with positive locking and classic flush-fit kitchen units
- **NEW** Contemporary interior design with luxurious 'Lorie' upholstery with OZIO Hi-Performance, lightweight construction, with 4x co-ordinating scatter and 4x bolster cushions as standard
- Quality and craftsmanship in every detail, including traditional dove-tailed drawers throughout
- Durable 'Mineral Creme' granite effect worktops
- **NEW** Removable 'Santorini' luxurious loose fit carpet
- **NEW** 'Moonrise' woodblock-effect easy clean heavy-duty vinyl flooring

Safety & Security

- **NEW** CRiS security system
- High security external door locks with single key operation
- Concealed security data chip within caravan construction
- Carbon Monoxide (CO) alarm
- Smoke alarm

- Compartment for 2 gas bottles, with fitted gas regulator
- Isolation taps for gas appliances

Practical

- AL-KO galvanised steel chassis with AL-KO AKS 3004 stabiliser and ATC Trailer Control System for smooth towing performance and exceptional stability. The AL-KO system comes with shock absorbers and receiver for optional AL-KO wheel locks, plus AL-KO Euro over-run device with 2-way assisted handbrake
- **CLASS LEADING** GRP underskin to caravan floor providing a water resistant barrier
- **CLASS LEADING** Revolutionary 'Strong-Lite' high-strength aluminium one-piece sides. Up to 40% stronger and 30% lighter
- Fully bonded roof for additional strength
- Reinforced step on hitch cover making windows easier to clean
- Spare wheel and underslung carrier
- **CLASS LEADING** 'No-Screws' Fully-bonded SoLiD awning rails
- **CLASS LEADING** 100% LED interior lighting, saving up to 80% battery consumption
- Exclusive 'Easy Glide' bed technology for easy bed conversion
- **CLASS LEADING** Fully protected mains electric system with up to seven 230V sockets - more than any other caravan manufacturer
- **CLASS LEADING** Full depth front lockers for additional storage space
- Easy-access drop-down seat bases for bulky item storage
- Upgraded door retainer
- **NEW** Soft-close wardrobes with up to three hanging rails

and much more

FOR FULL SPECIFICATION SEE WEBSITE




www.elddis.co.uk

The image shows the interior of a motorhome. The walls and upper cabinets are finished with light-colored wood paneling. The seating consists of beige upholstered sofas and a matching booth with a table. A window with light-colored curtains is visible on the left. In the background, a kitchen area with a sink and a bathroom with a toilet and shower are visible. The overall atmosphere is warm and modern.

Guaranteed to impress...

**NEW
Model**

 virtual tours available online



Model shown: 530



Model shown: 550



Model shown: 644

Model shown: 636



Compass

rallye



Intelligent design in every detail

The Compass Rallye is guaranteed to impress!

New-era Rallye benefits from SoLiD Construction, Sky-Scape panoramic lounge window and stylish detail inside and out.

From the slick, sporty exterior to the opulent interior – no other caravan looks or feels like the Compass Rallye.

The Rallye boasts innovation in every detail and offers unique and high level specification as standard, with space and practicality in abundance.

The Rallye's class-leading, craftsman-built cabinetry exudes grandeur, whilst maintaining its competitive lightweight edge.

This is the first and only choice for all serious caravanners!



www.elddis.co.uk

Key features and benefits



360° virtual tours available online



New Rallye 636 layout



OZIO upholstery with Aquaclean as standard



Retractable
Island Beds

LED back-lit headboard



Rallye bathrooms feature Alde 24hr central heating, Ecocamel shower, heated towel rail and ample storage



rallye

Key Features

- Stunning panoramic Sky-Scape sunroof giving a flood of natural light into the front dinette, incorporating contrast leatherette internal feature surround with LED lights and pleated night blind
- Improved Alde 24hr multi-programmable central and water heating system. Runs on gas, electric (up to 3.15kW) or both with new easy-to-use LCD touchscreen control with night-time display setting. Includes mobile phone connectivity (via Phantom® tracker), allowing you to control the Alde system remotely
- AL-KO chassis with AKS 3004 stabiliser, Euro over-run device and ATC Trailer Control System for a smooth towing performance and exceptional stability. The AL-KO system comes with shock absorbers and 'Big Feet' heavy duty corner steadies as standard, plus 2-way assisted handbrake
- Phantom ProActive 3® Thatcham Cat 6 approved GPS/GSM tracker, pinpoint accuracy (to within 8 meters), anywhere in the World with an average 70 min recovery time (includes first 12 months subscription)
- AL-KO Diamond Standard Secure wheel lock (single axle models include one wheel lock, twin axle models include two wheel locks and an AL-KO side mounted jack)
- Revolutionary 'Strong-Lite' high-strength aluminium one-piece sides. Up to 40% stronger and 30% lighter
- Retractable bed (550, 554, 644) creating a comfortable daybed and 400mm additional floor space during the day
- GRP underskin to caravan floor providing a water resistant barrier
- Fixed beds come with OZIO Coolsoft luxury mattress(es) for optimum comfort
- Aero Privacy flush-fit double-glazed side windows with night ventilation position, pleated blinds and flyscreens
- 40ltr Onboard water tank giving 80ltr of continuous water supply (using water source auto changeover)
- Large gas locker door with dual gas struts and large universal gas bottle storage
- Exclusive 'Tardis' sports alloy wheels
- Multi-speed omnivent (extracts and blows air)
- Large domestic style fridge freezer (155L Twin-Axle models and 110L Single-Axle models)
- Black gloss enamelled Aspire Mk2 oven, grill and dual fuel hob with spark ignition and 800W electric hotplate, three gas burners with smoked glass lid, additional oven shelf and interior light



www.elddis.co.uk

Specification, layouts & key features

Layout Options



Rallye 530

Single Axle | 3-4 Berth
(optional 4th berth lift-up)



Rallye 540

Single Axle | 4 Berth



Rallye 550

Single Axle | 4 Berth



Rallye 554

Single Axle | 4 Berth



Rallye 574

Single Axle | 4 Berth



Rallye 644

Twin Axle | 4 Berth



Rallye 636

Twin Axle | 6 Berth

Design options

Change the look and feel of your Compass Rallye with a choice of interior furnishings.

Please refer to our website for additional options for this range
www.elddis.co.uk



Standard 'Darcy' Aquaclean® upholstery



Optional 'Lorie' upholstery



Optional 'Lorie' upholstery - reverse shown

*Note 'Lorie' is not Aquaclean®

Find your nearest dealer at www.elddis.co.uk



For the latest news, reviews and competitions visit the hub at www.elddis.co.uk



rallye

Specification

Comfort

- Improved Alde 24hr multi-programmable central and water heating system. Runs on gas, electric (up to 3.15kW) or both with new easy-to-use LCD touchscreen control with night-time display setting. Includes mobile phone connectivity (via Phantom® tracker), allowing you to control the Alde system remotely
- Grade III Thermal Insulation for guaranteed all weather comfort
- **NEW CLASS LEADING** Retractable bed (550, 554, 644) creating a comfortable daybed and 400mm additional floor space during the day
- **CLASS LEADING** Fixed beds come with OZIO Coolsoft luxury mattress(es) for optimum comfort. This class-leading mattress construction provides unbeatable support and pressure relief and its unique properties make OZIO warm in Winter and cool in Summer
- Aero Privacy flush-fit double-glazed side windows with night ventilation position, pleated blinds and flyscreens
- Large Heki tilting panoramic rooflight with pleated blind and separate flyscreen

Entertainment

- CD Radio tuner with mp3 connectivity, USB input with charging facility and speakers
- **NEW** Teleco Teleplus X2/39U Directional aerial
- External satellite point, 12V outlet with solar panel connectivity, aerial point and 230V external socket
- Speakers inset to front lockers for optimal audio experience
- Illuminated cocktail cabinet with wine bottle and glass holders
- **CLASS LEADING** Craftsman-built removable chest of drawers with dove-tailed joints, plus extending table
- TV points with dedicated locations for comfortable viewing (230V, 12V, satellite and aerial connection)

Wash

- Heated towel rail in all bathrooms with additional heating convactor
- Fully lined domestic style shower cubicles with LED light
- **CLASS LEADING** Exclusive Ecocamel Orbit water-saving Halo shower head with built-in Aircore Technology
- **CLASS LEADING** Highflow submersible pump with intelligent controller and inline filter - turns the pump off when the water runs out
- Large bathroom sink with built in soap dish and chrome tap
- Thetford toilet with auto-fill water system and electric flush
- Domestic style bathroom cabinet
- Full length dressing mirror (selected models)
- Polished Chrome fittings, mixer taps and separate shower taps
- **NEW** 400x400 MPK VisionStar M Pro rooflight in bathroom with flyscreen and blind

Cook

- Black gloss enamelled Aspire Mk2 oven, grill and dual fuel hob with spark ignition and 800W electric hotplate, three gas burners with smoked glass lid, additional oven shelf and interior light
- Multi-speed omnivent (extracts and blows air)
- Large domestic style fridge freezer (155L Twin-Axle models and 110L Single-Axle models)
- **NEW** Designer 'Harvest' granite effect kitchen sink with concealed storage, integrated drainer and chopping board
- 800W Stainless Steel microwave, fully ventilated, with microwave isolation switch
- External gas barbecue point
- Worktop extension (selected models)
- Polished Chrome fittings

- Well lit kitchen work area with energy-saving LED downlights
- Modern 'Mussel' kitchen splashback

Style

- **CLASS LEADING** Stunning panoramic Sky-Scape sunroof giving a flood of natural light into the front dinette, incorporating contrast leatherette internal feature surround with LED lights and pleated night blind
- Stylish exterior design with stonechip resistant front panel, and chrome effect grab handles
- Large gas locker door with dual gas struts and large universal gas bottle storage
- Curved ABS rear panel with streamlined integrated rear light cluster and LED high level brake light
- Exclusive 'Tardis' sports alloy wheels
- LED large awning light with drip deflector above door, plus additional offside services light
- **CLASS LEADING** 2-part entrance door, with window blind, flyscreen and 12.5L waste bin
- Three opening flush fit double glazed front windows
- **NEW** Graphics
- Montalcino Elm craftsman built cabinetry with 'Mussel' and Chrome detailing and positive locking. Handcrafted dove-tailed drawers throughout
- **NEW** Sumptuous Aquaclean® 'Darcy' upholstery with all-new OZIO Hi-Performance, lightweight construction, with 4x co-ordinating scatter and 4x bolster cushions as standard
- **CLASS LEADING** Quality and craftsmanship in every detail, including traditional dove-tailed drawers throughout
- **NEW CLASS LEADING** Back-lit leatherette headboard
- **NEW** Luxurious granite effect deep worktops in 'Mineral Crème' with concealed lighting underneath
- **CLASS LEADING** Stylish low level LED lighting

Safety & Security

- **CLASS LEADING** Phantom ProActive 3® Thatcham Cat 6 approved GPS/GSM tracker, pinpoint accuracy (to within 8 meters), anywhere in the World with an average 70 min recovery time (includes first 12 months subscription)
- AL-KO Diamond Standard Secure wheel lock (single axle models include one wheel lock, twin axle models include two wheel locks and an AL-KO side mounted jack)
- Alarm system with PIR (Passive Infra Red) and leg sensor
- **NEW** CRiS security system
- Illuminated compartment for 2 gas bottles, with fitted Gas auto-changeover valve and regulator

Practical

- **CLASS LEADING** AL-KO chassis with AKS 3004 stabiliser, Euro over-run device and ATC Trailer Control System, with shock absorbers and 'Big Feet' heavy duty corner steadies as standard, plus 2-way assisted handbrake
- **CLASS LEADING** Alde Load Monitor (allows you to programme the max 230V current to prevent you exceeding the site's electrical capacity)
- **CLASS LEADING** GRP underskin to caravan floor providing a water resistant barrier
- **CLASS LEADING** Revolutionary 'Strong-Lite' high-strength aluminium one-piece sides. Up to 40% stronger and 30% lighter
- **CLASS LEADING** 'No-Screws' Fully-bonded SoLiD awning rails
- **NEW CLASS LEADING** USB charging point
- **CLASS LEADING** 100% LED interior lighting, saving up to 80% battery consumption
- **CLASS LEADING** Fully protected mains electric system with up to seven 230V sockets - more than any other caravan manufacturer

and much more

FOR FULL SPECIFICATION SEE WEBSITE



www.elddis.co.uk



Working together with world-class suppliers to deliver world-class caravans



Every Explorer Group caravan proudly carries the National Caravan Council (NCC) approved badge of quality. Elddis, Xplore, Compass and Buccaneer are trademarks of The Explorer Group Limited. Company Registration No. 02433663 England & Wales. This brochure does not constitute an offer by The Explorer Group. The Explorer Group reserves the right to, and does alter from time to time, technical specifications, prices and model ranges as materials, model improvements and conditions require, and can accept no responsibility for discrepancies between these and subsequent models shown. This brochure is for guidance purposes only. Please be sure to check our full current and technical specifications with your retailer before placing your order. Please note that Approved Retailers are not the agents of The Explorer Group. Accordingly they have no authority to bind The Explorer Group or to make any representation or undertaking whatsoever on behalf of The Explorer Group. Props shown in this brochure are for photographic purposes only and are not included in the specification. Bed covers and additional scatter cushions shown are for demonstration purposes only, similar co-ordinating sets are available to purchase from your Explorer Group retailer. The Explorer Group products are covered against water ingress damage for 10 years from the original date of purchase of a new product. This applies to water ingress through any permanently sealed seam joints. If you purchase this vehicle as a used vehicle it may be possible to transfer the unexpired term of the warranty cover (up to a maximum of six years commencing at the original date of purchase from new). Full Terms and Conditions, including service intervals and exclusions can be found on the Elddis website www.elddis.co.uk or by telephoning The Explorer Group Customer Care Team.