

QUEEN  
04  
**BAILLEY**  
**CARAVANS**

# I N T R O D U C T I O N

*Welcome to the world of Bailey Caravans - a world where we believe that the enjoyments of caravanning, freedom, comfort, convenience and good financial sense, can be enjoyed to the full. In the pages of this literature you will find not only details of the all new 1994 Bailey range, but also hints and tips on all aspects of caravans and their use.*

*At Bailey we firmly believe that the "proof of the pudding is in the eating", and that's why so many of our staff choose to use Bailey Caravans when they themselves take their holidays - our experienced "in house" travellers can recount stories from most European countries, North and South, and using these experiences we are able to view our products through your eyes, as consumers.*

*This we believe makes our products more practical, more accommodating and bursting with useful design ideas, helping you to enjoy your investment to the full. Once you have read through this brochure, visit your local Bailey dealer and view the product "in the flesh". We know you will find a warm courteous welcome and a range of superb 1994 Bailey models reflecting the ultimate in touring caravan technology.*



# THE BAILEY PEDIGREE

Throughout the illustrious history of Bailey Caravans the company has consistently been acknowledged as manufacturers of high quality, technically advanced, value for money products. These acknowledgments have come in many guises, from excellent reviews by the caravanning press fraternity to the giving of industry awards to the company. This list details some of the many accolades that have been steeped on products from Bailey Caravans in recent years - proof positive that when you choose a Bailey you are selecting a well designed, carefully manufactured caravan which will give you many years good service.



*A small selection of the many awards that Bailey are proud to have won*

- Bailey Discovery 800 -  
Outright Winner 1993 Tourer of the Year Award.
- Bailey Pageant Imperial CD -  
Outright Winner Class B1 1992 Tourer of the Year Award.
- Bailey Discovery 400 -  
Outright Winner Class B2 1992 Tourer of the Year Award.
- Bailey Scorpio Limousin -  
Outright Winner 1991 Practical Caravan Top Tourer Award.
- Bailey Senator 7000 -  
Winner 1991 Cramer Kitchen of the Year Award.
- Bailey Senator 2000 -  
Winner 1991 Thetford Washroom of the Year Award.
- Bailey Pageant Magenta -  
Outright Winner 1990 Practical Caravan Top Tourer Award.
- Bailey Pageant Magenta -  
Winner 1990 Best Kitchen Award  
Practical Caravan Top Tourer Award.
- Bailey Pageant De Ville -  
Outright Winner 1990 Hawkins Electrical Award.
- Bailey Senator 7000 -  
Winner 1990 Best Build Quality Award  
Practical Caravan Top Tourer Award.
- Bailey Senator 5000 -  
Outright Winner 1990 Practical Caravan Top Tourer Award.
- Bailey Scorpio 390/2 -  
Outright Winner Class B2 1989 Tourer of the Year Award.
- Bailey Senator 7000 -  
Winner 1989 Cramer Kitchen of the Year Award.
- Bailey Caravans Ltd -  
Winner 1989 Best Handbook Award.
- Bailey Caravans Ltd -  
presented with the Tony Ellis Award by  
the Caravan Writers Guild, 1988, 1989, 1990, 1991, 1993.
- Bailey Pageant Cabriolet -  
Outright Winner 1988 Tourer of the Year Award.

# BAILEY



# CHOOSING A CARAVAN

## *Introduction*

With the wealth of models, specifications and levels of finish that are available today, it makes good sense to short list your preferred needs in a new touring caravan. At Bailey we offer a portfolio of products to meet both requirements and constraints for the active caravanner.

Committed to excellence and value there has to be a model to suit you.

berths or sharing a double and where the overall dimension of the caravan is a limiting factor the use of an awning as a sleeping area for the children. A growing trend in the multi-berth market is where two couples caravan together and so require a double at either end with a solid partition door. Bailey cater for all these choices within their ranges.

With a daunting array of models available it helps to narrow the choice by considering what you want from your layout. For instance do you want an end kitchen away from the central walkway, should this kitchen be "L-shaped" to be truly sheltered? Bailey offer this feature in both two and multi-berth layouts. The end washroom is a popular choice but should this be configured to give see-through vision or a full en suite facility? Both these options are available in the Bailey ranges. Do you require a double or full 6'3" single beds. The current vogue for single side dinettes is available, but do you want more separation from the children at night, where an end bedroom with folding partition doors would be preferable? Bailey can answer all these needs.

## *What do I want from my layout?*

Perhaps the first consideration when preparing the short list is how many berths your tourer should have? Starting with the two berth requirement, gone are the days when only a dedicated two berth caravan met that need. Nowadays some couples choose a four berth with a single side dinette, so that area becomes the "breakfast room", or it can accommodate the occasional grandchild. Other considerations are for long distance touring where a double at one end of the caravan can be left made-up as the bedroom, leaving the rest of the caravan as the living area. A choice of a multi-berth for two berth occupation will also improve its appeal and therefore its value when the couple come to trade it in at a later stage.

The multi-berth family will consider accommodating the children in single





## T O W I N G   A N D S T A B I L I T Y

Every Bailey built incorporates our unique and proven towing geometry within its design. This comprises a wide track axle which is in most cases fitted to the extended 'A' frame version of the galvanised steel Al-ko chassis. Coupled to layouts which are designed with sensible balance a primary requirement, Bailey products represent probably the most stable and comfortable towing caravans available today.

This pedigree has not been earned overnight. Our reputation for excellent towing characteristics has been built from over 40 years of building touring caravans and even today Bailey still hold lap records for car and caravan outfits at many of Britain's race circuits.

Not content to rest on our laurels we are now looking beyond our present limits and horizons. In November 1991 Bailey embarked on a long term project to further research the dynamics involved in the relationship between towcar and caravan.



*A properly matched and loaded combination will give you excellent towing performance*



*All Bailey Caravans benefit from our many years of towing experience*

The research, which is being carried out by the School of Mechanical Engineering at the University of Bath is now well advanced and has entered its second stages. All developments and improvements will be phased into production as appropriate.

Without doubt a Bailey Caravan will behave with impeccable road manners given sensible driving techniques, selection of suitable towing vehicles and balanced loading. For free advice simply speak to your Bailey dealer, who can help with all aspects of towing your caravan.

# BAILEY

## C A R I N G   F O R   T H E E N V I R O N M E N T

As the world becomes more and more aware of the impact that mankind can have on his and her environment, so responsible parties have sought ways and means of ensuring that their activities are not harmful, and ideally beneficial to the environment.

We at Bailey have always carried out our production duties in a way which we believe reflects a genuine desire to be as efficient and caring as possible. By the very nature of its longevity a Bailey Caravan represents a highly efficient use of resources, designed to give many years of good service, and using proven aerodynamic principles we aim to reduce, as far as possible, the fuel consumption of the towing vehicle. This same remit applies to a stringent on-going weight saving programme.

Structural foams, used for insulation inside walls, ceilings and floors are all free of potentially harmful C.F.C's (all aerosols used in the production process are also C.F.C free), and the structural bonding process not only employs adhesives which are totally free of solvents or have a low content level, but is also designed to have a very low carry over of isocyanates whilst maintaining high cross linking values.

Throughout our factory we have installed extensive dust suppression equipment, and the dust waste is disposed of by a specialist contractor. All other general factory waste is segregated for recycling purposes. A recent investment programme has seen the introduction of new heating and lighting services within the factory to further improve efficiency and reduce unnecessary use of resources.

Within the caravan itself we exercise a similar approach to this global subject. All



*Bailey aim to carry out their manufacturing activities with responsibility and care for the environment*

timber and plywood used in the production of Bailey Caravans is sourced from suppliers who exercise genuine re-forestation programmes. The use of raw materials is continually being improved and reviewed, for example sheet materials are cut by computer controlled machinery which makes maximum use of available materials whilst minimising waste.

Our suppliers also, are encouraged to share our interest in this approach to the environment, and where possible we ask that re-useable packaging only is used to transport materials to us (e.g. window crates, pallets etc). And components that we use are also examined for their suitability, this is reflected in our exclusive use of Electrolux "absorption refrigeration" fridges which contain no C.F.C's within the cooling mechanism.

This caring approach, we believe, can help to maintain and improve the environment in which we live, and it is as such a key part of our on-going development programmes.



*All timber is sourced from suppliers with genuine re-forestation programmes*





# THE MANUFACTURING PROCESS

Bailey Caravans have an enviable reputation for producing caravans which combine market leading specifications at real value for money prices. Throughout a Bailey you will find manufacturing ideas and methods that signal the depth of detail attention paid to the global operation of designing, producing and marketing the worlds finest touring caravans.

Before we start to produce our award winning range of touring caravans we undertake stringent tests and evaluations to ensure that every component which goes into the making of a Bailey Caravan will play its part in offering you the customer a long, reliable and practical service. No other caravan manufacturer can boast this approach.

Once a component has been accepted as suitable for use in our products we carefully sample all incoming goods. Every batch of materials coming into the factory regardless of size, price or frequency is checked. From the smallest washer to the most technically advanced refrigerator, our dedicated laboratories are charged with the task of getting suppliers to supply - to our specification.

Thanks to this control we operate an efficient manufacturing process, running smoothly and consistently to the highest standards of quality, and using components which will perform again and again, for the life of the caravan. The efficiency of the process is matched only by the precision of the very latest technology employed. Computer controlled wood working stations, controlled atmospheric environments, precise digital weighing equipment, each facility expertly employed to derive maximum benefit.

The Bailey system of commissioning every caravan that is produced, allows our network of specialist dealers to prepare your caravan with a minimum of fuss and inconvenience prior to hand over. Without the nuisance of recurring quality products, unfortunately sometimes found in caravans other than Bailey, your dealer will always have the confidence to welcome you back when you again decide to change, a fact borne out by the residual values of used Bailey Caravans, always, on average, higher than those of our competitors. We also undertake regular environmental tests on every batch of caravans produced. This additional testing repeats the commissioning procedure to confirm the operation of each and every piece of equipment and also includes various tests which further examine the integrity of the Bailey product. We conduct a comprehensive four hour test, during which time the caravan is sealed and heated to temperatures in excess of 45° centigrade. Warm up times are checked during this period, along with a further comprehensive checklist of important functional details which in use will make the Bailey product not only more reliable, more comfortable and more practical, but also that much safer.

Why are we the only manufacturer that carries out this intricate degree of checking and double checking? In short it is because we care; we care for our reputation and our consumers and because we want our consumer to be a friend for life - once a Bailey owner, always a Bailey owner.



*Computer controlled machinery...*



*extensive testing facilities...*



*...and our modern production plant*

# BAILEY



## RESEARCH AND DEVELOPMENT

Research amongst consumers and caravanners in general, always provides excellent constructive feedback on design ideas, product performance and reliability in the field. At Bailey, this feedback is regarded as essential user information, and is channelled to the appropriate department head within our management structure. The information is then analysed thoroughly and action committed by the development team.

Such is the pace of change in technology and available materials in today's world that we maintain a continuous programme of development. In this way we ensure that any feature which would benefit the end user of a Bailey Caravan can be fully evaluated and phased into production where suitable.

The development schedule evaluates these changes thoroughly and only when all elements of the testing regime have been satisfied are new components passed for adoption in production.

there has been significant advance in Resin Technology and the latest GRP materials now offer a hi-sheen durability of finish and colour fastness equivalent to that of Acrylic Capped ABS Plastic, also widely used for exterior mouldings on Bailey Caravans.



*All components are thoroughly researched and tested before adoption for production*

Other development advances are introduced via a process of evolution, where established features are upgraded to further improve the standards of caravanning comfort and convenience that every Bailey Caravan offers. The key element is that we strive to develop caravans which are, above all else, both reliable and practical in use, for you to enjoy your valuable leisure time, again and again.



*Development changes are only introduced where positive benefit can be achieved*

The latest one piece front panel on all Pageant CD and Discovery SE models is crafted out of new generation Glass Reinforced Plastic. Over recent years



## T H E   B A I L E Y   D E A L E R N E T W O R K

Behind every Bailey Caravan is a nationwide network of carefully selected and appointed dealers. Each one will be able to help you when selecting the Bailey of your choice - and they will also be there, should the need arise, after you have purchased your caravan.

All Bailey dealers share a general aim to provide the caravanner, whether novice or experienced, with friendly impartial advice as well as products which represent value for money.

Most are members of the National Caravan Council, the representative body of the British Caravan Industry. The NCC run, in

conjunction with the RAC, a grading scheme for dealer workshop facilities, and the majority of member dealers participate within the scheme. Most have either 4 or 5 star status.

You will also discover that your Bailey dealer can become a friend for life, and provide you with your regular caravanning needs; from barbecue charcoal to Calor gas refills, to your regular caravan servicing. Whatever your caravanning needs you can be assured that your local Bailey dealer will be there to help, come rain or shine, all year round.

## A F T E R   S A L E S   S E R V I C E

Supporting every Bailey dealer is an after sales department dedicated to ensuring Bailey consumers receive courteous and efficient service at all times. Rapid dealer ordering systems using illustrated parts catalogues are linked to a computerised stock control system which in turn makes sure that our Express Delivery Service can keep to its demanding and frequent delivery schedule. Coupled to this is a level of technical

support and know how unrivalled in the caravan industry, advising and informing on related problem solving matters. Bailey dealers are equipped to cater for all eventualities, giving consumers the confidence to choose Bailey products time and time again, and with our genuine caring attitude we aim to offer an After Sales Service befitting of our corporate mission to design manufacture and market the worlds finest touring caravans.

*Parts catalogues and ordering systems make obtaining spares that much quicker*

### B . O . C . C .

The Bailey Owners' Caravan Club (B.O.C.C.) is an active club which exists to bring owners of Bailey products together in an informal and friendly environment. Whatever level of involvement you wish to enjoy the B.O.C.C. will always welcome you for rallying, social get togethers and to help with useful advice.

For further information contact:

Mrs Jean Brown, 155 Canley Road, Coventry, West Midlands, CV5 6AS

# BAILEY





# BAILLEY

## *PAGEANT CD*

*the Club Class  
champions ....*



# PAGEANT CD



*The spacious washroom of the Cabriolet CD*

Crafted and formed by the demand and experiences of committed caravanning enthusiasts throughout Britain the 1994 Pageant range is the wonderful combination of a development programme which began more than ten years ago. The 1994 Pageant range accurately reflects your achievements and status in life, your quest



*Each Pageant CD features an on site spare wheel storage facility*



*The luxurious front saloon of the Cabriolet CD in optional Florida upholstery*

for efficient conveniences in practical proven layouts is amply rewarded by the six model line-up of the Bailey 'Club Class' champions. Your demand for outstanding touring ability will be matched by the renowned towing stability of the Pageant CD range, matched to class beating weights to give you, your partner and your family the assurance of safe, stable journeys. Just as you take the demands and stresses of life in your stride so the outstanding specification package of Pageant CD allows you to enjoy your leisure time to the full. The basis of this caravan is a body shell which boasts a structural and insulation package unrivalled elsewhere. All opening double glazed windows boast cooling sunblinds and flyscreens. Warm winter toes are assured by the blown air central heating provided from the Carver 3000 space heater and



*All Pageant CD models have the electronically flushed Thetford cassette toilet*



*Looking aft in the Champagne CD (shown in optional Mia upholstery)*





*The convertible rear dressing room of the Magenta CD*



*All Pageant CD models have a generous ventilated battery box*

*Beautifully crafted furniture is a feature of all Pageant CD's*



the gourmet style kitchen can provide any form of meal you choose, courtesy of the 4 burner hob and grill, and the Spinflo 2000 oven. Treat yourself to a long cool summer drink from the Electrolux electronic ignition fridge, or simply relax on one of the sumptuous soft furnishings available.

Pageant CD washrooms are designed to be both practical in use and space saving in layout. You can enjoy a steaming hot shower courtesy of the Carver Cascade GE water heater and the Thetford cassette toilet provides the last word in domestic style convenience.

A state of the art electrical system comprising both mains 240 volt and 12 volt systems, has been designed to perform to the highest standard. The powerful charger unit provides a full 10 amp output and there are no less than four 240 volt sockets located throughout each model. A powerful combination of both mains lighting and 12 volt fluorescent and spot lights provide flexibility in your lighting requirements.



*The famous swing out kitchen unit of the Cabriolet CD*

*Looking rear in the Avallon CD (shown in the standard Sienna upholstery)*







*The one piece rear panel of all Pageant CD models (with optional TV aerial)*

## PAGEANT CD

The six model line-up Pageant CD range commences with the award winning Cabriolet two berth. A 14'5" body shell houses a spacious two berth layout offering either single or double bed accommodation. As well as boasting an extremely spacious shower compartment with a built-in hand basin, Cabriolet also features the



*All Pageant CD's have a 4 burner hob and grill fitted as standard*



*The view aft in the end kitchen Pageant Loire CD*

unique Bailey swing out kitchen, often copied by others, never matched.

If your want is an end washroom two berth then the 14'11" Magenta layout will fit your bill.

The choice of twin or double bed accommodation is supplemented by a generous centre kitchen and the end convertible dressing room, pioneered by Bailey, for ultimate flexibility. Incorporated into this arrangement for 1994 is a full domestic style wardrobe with adequate shelving and full hang height facilities.

The pioneering Avallon is a two to four berth in a surprisingly compact 15'6" body shell. A unique combination of space and sensible design has produced a layout which offers full double accommodation to the fore, a single side bed with swing up bunk and the convertible rear dressing room.



*The large 70 litre Electrolux fridge with electronic ignition*



*The forward looking view in the Pageant Auvergne CD*





*Each model has a vision kitchen window and overhead extractor fan*



*Every principal window has sunblinds and flyscreens fitted*

*Both Magenta CD and Avallon CD models feature a domestic style wardrobe*



For the larger family the Auvergne, offering two to five berths in a 16'6" body shell, is the ideal accommodation. The layout features twin or double accommodation to the front and an 'L' shaped rear dinette which forms a double bed with single bunk above. This model has proven to be an evergreen within the product range. The Champagne, two to four berth, shares the 16'6" body shell of the Auvergne, however, its unique feature is the rear en suite washroom. This facility enables the designers to create an arrangement with spacious accommodation in a friendly and comfortable layout.

The new addition to the Pageant CD range for 1994 is the Loire. A 16'6" two to four berth with a novel end kitchen layout featuring the unique swing out storage unit as well as full double or twin accommodation and panoramic side single dinette.

All of the new Pageant CD models benefit from certain standard Bailey features such as the new one piece front GRP panel with maxi-store gas bottle locker and dedicated spare wheel storage facility.



*The rear lounge in the Auvergne CD*

*The front saloon of the Magenta CD in optional Mia upholstery*







*The en suite washroom of the Champagne CD*

## PAGEANT CD

For your convenience all exterior locks are operated by a single key. All Pageant CD models feature Bailey's unique vision kitchen window and a useful convenient cookerhood with built-in extractor fan. This attention to detail and fine finishing matches perfectly your expectations of a touring caravan built caringly to provide reliable and long lasting service.



*Large bed boxes have drop down flaps for ease of access to underbed storage facilities*



*The main living area of the new Loire CD*

The 1994 Pageant CD range is the ultimate collection of 'Club Class' champions, each one carefully suited to your caravanning requirements. However you choose to spend your valuable leisure time, this comprehensive line up will prove to be both satisfying and rewarding in use.



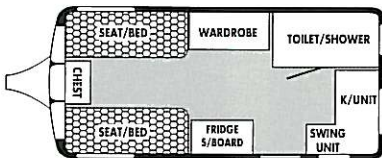
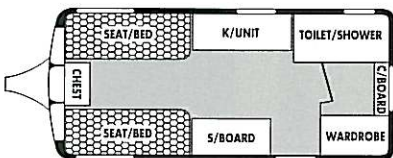
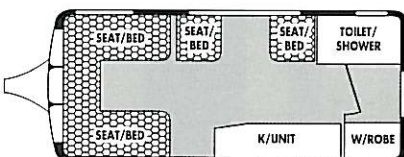
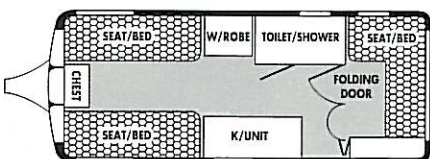
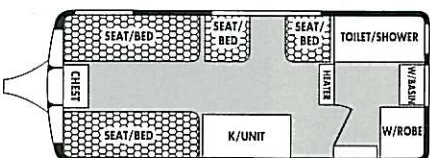
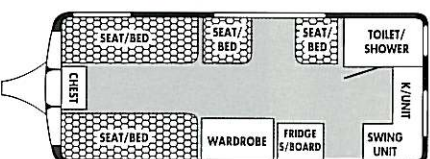
*The comprehensive 12 volt system control panel*



*The superb kitchen unit of the Auvergne CD*



- Wide body, aerodynamic design
- Single key operation to all exterior doors
- New generation GRP one piece front panel
- 12 volt awning light
- Dedicated spare wheel stowage in bottle locker
- Full 12 volt electrical system with minimal cable runs to reduce voltage drop
- Comprehensive 12 volt distribution panel with battery condition gauge, battery change over switch, water pump isolator switch, master 12 volt lighting switch, auxiliary circuit switches
- Full mains electrics input system with RCCB protection, 10 amps output and battery charger
- 4 x 240 volt mains sockets fitted
- TV station with provision for 14" portable TV 240 volt/12 volt sockets and aerial connection point
- Mains lighting in saloon
- Fully pressurised water system with powerful Supersub submersible pump, "Whale" dual connector and dust cover for external water container
- Carver Cascade GE water heater (240 volt/gas)
- Full shower
- Electronically controlled Thetford cassette toilet
- 4 burner enamel hob and grill
- Combined sink/drain in hard wearing vitreous enamel
- Combined Spinflo oven/grill housing, continuously variable control and flame failure device
- Electrolux large capacity fridge with 3 way connection (240v/12v/gas) and electronic ignition
- Cookerhood with extractor fan and light
- Carver 3000 space heater with blown air central heating
- Combined flyscreen/sunblinds to all principal windows
- Analogue clock
- Real wood framing to furniture locker doors

Technical Specifications		Pageant CD
 <p>Cabriolet 2 Berth</p>	Internal Body Length	14'5" 4.39m
	Shipping Length	19'8" 5.99m
 <p>Magenta 2 Berth</p>	Overall Width	7'2 1/4" 2.19m
	Max Headroom	6'3" 1.9m
 <p>Avalon 2-4 Berth</p>	Overall Height	8'3 1/2" 2.53m
	Ex Works Weight ± 5%	16.6cwt 843kg
 <p>Auvergne 2-5 Berth</p>	Max Auth. Weight	20.8cwt 1055kg
	Caravan Allowable Payload	4.2cwt 212kg
 <p>Champagne 2-4 Berth</p>	Internal Body Length	14'11" 4.55m
	Shipping Length	20'2" 6.15m
 <p>Loire 2-4 Berth</p>	Overall Width	7'2 1/4" 2.19m
	Max Headroom	6'3" 1.9m
	Overall Height	8'3 1/2" 2.53m
	Ex Works Weight ± 5%	16.7cwt 851kg
	Max Auth. Weight	20.9cwt 1065kg
	Caravan Allowable Payload	4.2cwt 214kg
	Internal Body Length	15'6" 4.73m
	Shipping Length	20'9" 6.33m
	Overall Width	7'2 1/4" 2.19m
	Max Headroom	6'3" 1.9m
	Overall Height	8'3 1/2" 2.53m
	Ex Works Weight ± 5%	17.2cwt 876kg
	Max Auth. Weight	21.5cwt 1094kg
	Caravan Allowable Payload	4.3cwt 218kg
	Internal Body Length	16'6 1/2" 5.04m
	Shipping Length	21'9 1/2" 6.64m
	Overall Width	7'2 1/4" 2.19m
	Max Headroom	6'3" 1.9m
	Overall Height	8'3 1/2" 2.53m
	Ex Works Weight ± 5%	18.4cwt 934kg
	Max Auth. Weight	22.9cwt 1162kg
	Caravan Allowable Payload	4.5cwt 228kg
	Internal Body Length	16'6 1/2" 5.04m
	Shipping Length	21'9 1/2" 6.64m
	Overall Width	7'2 1/4" 2.19m
	Max Headroom	6'3" 1.9m
	Overall Height	8'3 1/2" 2.53m
	Ex Works Weight ± 5%	17.9cwt 912kg
	Max Auth. Weight	22.3cwt 1136kg
	Caravan Allowable Payload	4.4cwt 224kg
	Internal Body Length	16'6 1/2" 5.04m
	Shipping Length	21'9 1/2" 6.64m
	Overall Width	7'2 1/4" 2.19m
	Max Headroom	6'3" 1.9m
	Overall Height	8'3 1/2" 2.53m
	Ex Works Weight ± 5%	18.3cwt 928kg
	Max Auth. Weight	22.7cwt 1155kg
	Caravan Allowable Payload	4.4cwt 227kg





# SPECIFICATION CHECKLIST

✓ = Standard specification n/a = not applicable	Cabriolet	Magenta	Avallon	Auvergne	Champagne	Loire	Your comparison
Alko galvanised chassis	✓	✓	✓	✓	✓	✓	
Wide track axle	✓	✓	✓	✓	✓	✓	
Fully telescopic jockey wheel	✓	✓	✓	✓	✓	✓	
Wide body, aerodynamic design	✓	✓	✓	✓	✓	✓	
44mm bonded floor with "styrofoam" insulation	✓	✓	✓	✓	✓	✓	
29mm bonded side walls	✓	✓	✓	✓	✓	✓	
31mm bonded ceiling	✓	✓	✓	✓	✓	✓	
Fully double glazed windows, with simulated frame effect	✓	✓	✓	✓	✓	✓	
All opening windows (except door)	✓	✓	✓	✓	✓	✓	
Fixed double glazed door window	✓	✓	✓	✓	✓	✓	
Single key operation to all exterior doors	✓	✓	✓	✓	✓	✓	
New generation GRP one piece front panel	✓	✓	✓	✓	✓	✓	
Full height one piece rear/acrylic capped ABS panel	✓	✓	✓	✓	✓	✓	
Wraparound rear light clusters with stop/tail, fog and indicator lights	✓	✓	✓	✓	✓	✓	
Full awning and skirt rails	✓	✓	✓	✓	✓	✓	
12 volt awning light	✓	✓	✓	✓	✓	✓	
Secure gas bottle restraint straps	✓	✓	✓	✓	✓	✓	
Dedicated spare wheel stowage in bottle locker	✓	✓	✓	✓	✓	✓	
Separated battery storage compartment with secure exterior access	✓	✓	✓	✓	✓	✓	
240 volt mains inlet in battery storage compartment which can be secured when mains lead in situ	✓	✓	✓	✓	✓	✓	
20 metre on site mains connection lead	✓	✓	✓	✓	✓	✓	
Restraint straps and dedicated terminals for battery	✓	✓	✓	✓	✓	✓	
Full 12 volt electrical system with minimal cable runs to reduce voltage drop	✓	✓	✓	✓	✓	✓	
Comprehensive 12 volt distribution panel with battery condition gauge, battery change over switch, water pump isolator switch, master 12 volt lighting switch, auxiliary circuit switches	✓	✓	✓	✓	✓	✓	
Full mains electric input system with RCCB protection, 10 amps output and battery charger	✓	✓	✓	✓	✓	✓	
4 x 240 volt mains sockets fitted	✓	✓	✓	✓	✓	✓	
TV station with provision for 14" portable TV	✓	✓	✓	✓	✓	✓	
240 volt/12 volt sockets and aerial connection point	✓	✓	✓	✓	✓	✓	
High power 12 volt lighting system	✓	✓	✓	✓	✓	✓	
TV aerial socket linked through to external connection point	✓	✓	✓	✓	✓	✓	
Front corner reading lights	✓	✓	✓	✓	✓	✓	
Mains lighting in saloon	✓	✓	✓	✓	✓	✓	
Fully pressurised water system with powerful Supersub submersible pump, "Whale" dual connector and dust cover for external water container	✓	✓	✓	✓	✓	✓	
Carver Cascade GE water heater (240 volt/gas)	✓	✓	✓	✓	✓	✓	
Full shower	✓	✓	✓	✓	✓	✓	
Fully fitted washroom with sanitary units and generous sized hand basin	✓	✓	✓	✓	✓	✓	
Electronically controlled Thetford cassette toilet	✓	✓	✓	✓	✓	✓	
Rooflight with flyscreen in shower compartment	✓	✓	✓	✓	✓	✓	
Rooflight with night blind and flyscreen in main living space	✓	✓	✓	✓	✓	✓	
4 burner enamel hob and grill	✓	✓	✓	✓	✓	✓	
Combined sink/drainer in hard wearing vitreous enamel	✓	✓	✓	✓	✓	✓	
Fold up worktops with finished edges	✓	✓	✓	✓	✓	✓	
Combined Spinflo oven/grill housing, continuously variable control and flame failure device	✓	✓	✓	✓	✓	✓	
Electrolux large capacity fridge with 3 way connection (240v/12v/gas) and electronic ignition	✓	✓	✓	✓	✓	✓	
Cookerhood with extractor fan and light	✓	✓	✓	✓	✓	✓	
Carver 3000 space heater with blown air central heating	✓	✓	✓	✓	✓	✓	
Night blind on door window	✓	✓	✓	✓	✓	✓	
Combined flyscreen/sunblinds to all principal windows	✓	✓	✓	✓	✓	✓	
Analogue clock	✓	✓	✓	✓	✓	✓	
Alkorcel wood effect furniture panelling	✓	✓	✓	✓	✓	✓	
Real wood framing to furniture locker doors	✓	✓	✓	✓	✓	✓	
Drop down flaps on large bed boxes for easy access to maxi-store facility	✓	✓	✓	✓	✓	✓	
Fully slatted bedbox tops for efficient ventilation and easy access	✓	✓	✓	✓	✓	✓	
Easy glide pull out slats for main bed make-up	✓	✓	✓	✓	✓	✓	
Slimline lightweight free standing tables	✓	✓	✓	✓	✓	✓	
Dedicate table storage positions	✓	✓	✓	✓	✓	✓	
Chest of drawers with clip on table	✓	✓	n/a	✓	✓	✓	


# UPHOLSTERY OPTIONS



Sienna (standard)



Florida (optional at extra cost)



Mia (optional at extra cost)

## APPROVED DEALER FIT OPTIONS

Spare Wheel and Tyre.

Caravan Security Alarm.

"Miller" Mains Water Hook-up Facility.

In Board Water Tank with Independant Pump.

Status TV Aerial and Signal Booster.

Whilst every attempt is made within this brochure to accurately reflect and describe our 1994 model home market caravans (those purchased and stored in the Mainland, and used for leisure purposes) our policy of continued improvement and changes in market and supply conditions mean that we reserve the right to alter specifications without further notice. In this brochure some of the photographs feature items which are not included in the caravan specification — your Bailey dealer will confirm these and all specification details prior to you making your purchasing decision. Bailey dealers sell our products of their own choice and not as agents of Bailey. They are therefore unable to bind Bailey or make any representation or undertaking whatsoever on behalf of Bailey Caravans Ltd. Some materials used in the production of our caravans can result in a variation to the figures quoted in respect of measurements and weights. The caravans in this brochure conform to the British Standard for Touring Caravans BS 4626.



THE MARQUE OF  
1994  
EXCELLENCE



**DISCOVERY SE**

*for the life  
you live ....*





*Fully equipped washrooms are a feature of all Discovery SE models*

## DISCOVERY SE

To enable you to enjoy your leisure time to the full, Bailey have developed the new Discovery SE range. A combination of the Discovery range which spawned the 1993 Tourer of the Year, and the highly popular Bailey SE, the Discovery SE portfolio comprises 7 popular, practical and proven layouts.

Coupled to these common sense layouts is a level of specification which will stand any cost comparison. Starting with the 12'4" Maru, 2 berth through to the 16'6" Auvergne, 2-5 berth model all have particular features to suit your individuality.



*Looking aft to the convertible rear dressing room of the Avallon SE*



*Looking forward to the main saloon of the Champagne SE*



*Well specified kitchen facilities are standard Discovery SE equipment*

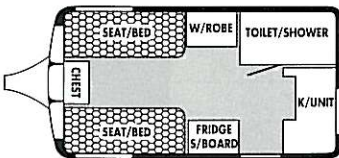
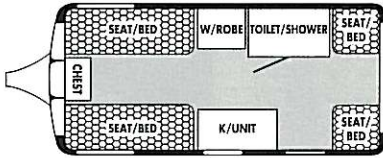
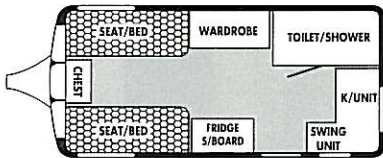
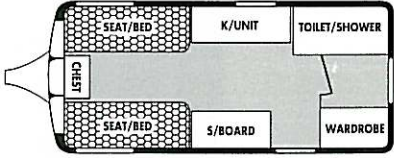
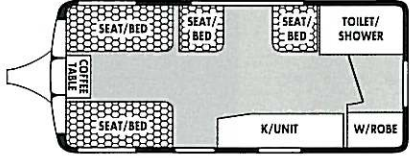
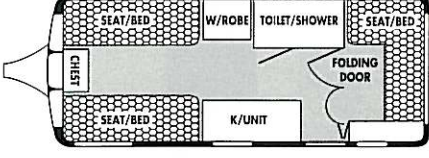
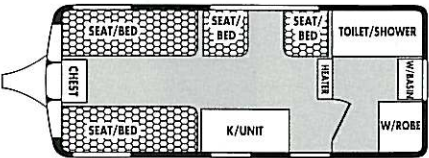
Take advantage of iced drinks from the Electrolux refrigerator, warm toes by the Carver heater, crisp salads being washed in the enamel sink, and after that bracing walk a hot shower from the gas/mains Carver water heater. The mains hook-up for simplicity and the latest cassette toilet help you live your lifestyle. High insulation levels, fully double glazed, all opening windows (some with flyscreens) keep you warm in winter, and cooler on summer days and an ambience of soft furnishings will provide the tranquillity you deserve. These are the attractions of the new Discovery SE range designed for the life you live ...

*The rear en suite washroom of the Champagne SE*





- One piece exterior front GRP panel
- Modern aerodynamic body design
- Co-ordinated exterior colour scheme with discreet graphics package
- Full width, all opening double glazed windows
- Single key operation on all exterior locks
- Maxi store gas bottle locker with removable door
- Lockable exterior battery storage compartment with mains connection input
- 12 volt awning light
- Exterior door window
- Dedicated spare wheel stowage facility
- Analogue clock
- Sumptuous soft furnishings with "Valetta" velour upholstery
- Framed furniture locker doors
- Electrolux 60 litre refrigerator with 3 way connection (240v/12v/gas)
- Enamel one piece sink and drainer
- Enamel 3 burner hob and grill (with glass cover)
- Carver Cascade GE water heater (gas and mains)
- Fully protected mains electrical installation with 3 x 240 volt sockets
- Battery charger with full 10 amps output
- 12 volt control panel with battery condition meter
- Flyscreens to certain windows
- Multi-directional front reading lights
- Fully fitted cocktail cabinets
- Comprehensive shower room/wash room with rooflight
- Cassette toilet
- Carver SB1800 space heater
- Dependable proven layouts

		Technical Specifications	Discovery SE
Maru	2 Berth		Internal Body Length 12'4" 3.76m Shipping Length 17'7" 5.35m Overall Width 7'2 1/4" 2.19m Max Headroom 6'3" 1.9m Overall Height 8'3" 2.51m Ex Works Weight ± 5% 13.4cwt 679kg Max Auth. Weight 17.3cwt 878kg Caravan Allowable Payload 3.9cwt 199kg
DeVille	2-4 Berth		Internal Body Length 14'3" 4.34m Shipping Length 19'6" 5.94m Overall Width 7'2 1/4" 2.19m Max Headroom 6'3" 1.9m Overall Height 8'3" 2.51m Ex Works Weight ± 5% 15.1cwt 769kg Max Auth. Weight 19.3cwt 983kg Caravan Allowable Payload 4.2cwt 214kg
Cabriolet	2 Berth		Internal Body Length 14'5" 4.39m Shipping Length 19'8" 5.99m Overall Width 7'2 1/4" 2.19m Max Headroom 6'3" 1.9m Overall Height 8'3" 2.51m Ex Works Weight ± 5% 15.2cwt 771kg Max Auth. Weight 19.4cwt 986kg Caravan Allowable Payload 4.2cwt 215kg
Magenta	2 Berth		Internal Body Length 14'11" 4.55m Shipping Length 20'2" 6.15m Overall Width 7'2 1/4" 2.19m Max Headroom 6'3" 1.9m Overall Height 8'3" 2.51m Ex Works Weight ± 5% 15.2cwt 771kg Max Auth. Weight 19.4cwt 986kg Caravan Allowable Payload 4.2cwt 215kg
Avallon	2-4 Berth		Internal Body Length 15'6" 4.73m Shipping Length 20'9" 6.33m Overall Width 7'2 1/4" 2.19m Max Headroom 6'3" 1.9m Overall Height 8'3" 2.51m Ex Works Weight ± 5% 15.8cwt 802kg Max Auth. Weight 20.1cwt 1022kg Caravan Allowable Payload 4.3cwt 220kg
Auvergne	2-5 Berth		Internal Body Length 16'6 1/2" 5.04m Shipping Length 21'9 1/2" 6.64m Overall Width 7'2 1/4" 2.19m Max Headroom 6'3" 1.9m Overall Height 8'3" 2.51m Ex Works Weight ± 5% 17.1cwt 869kg Max Auth. Weight 21.6cwt 1100kg Caravan Allowable Payload 4.5cwt 231kg
Champagne	2-4 Berth		Internal Body Length 16'6 1/2" 5.04m Shipping Length 21'9 1/2" 6.64m Overall Width 7'2 1/4" 2.19m Max Headroom 6'3" 1.9m Overall Height 8'3" 2.51m Ex Works Weight ± 5% 16.4cwt 832kg Max Auth. Weight 20.8cwt 1058kg Caravan Allowable Payload 4.4cwt 226kg



# SPECIFICATION CHECKLIST-

✓ = Standard specification n/a = not applicable	Maru	Deville	Cabriole	Magenta	Avallon	Auvergne	Champagne	Your comparison
Alka galvanised chassis	✓	✓	✓	✓	✓	✓	✓	
Wide track axle	✓	✓	✓	✓	✓	✓	✓	
Fully telescopic jockey wheel	✓	✓	✓	✓	✓	✓	✓	
Underfloor treated for weather protection	✓	✓	✓	✓	✓	✓	✓	
Wide body, aerodynamic design	✓	✓	✓	✓	✓	✓	✓	
44mm bonded floor	✓	✓	✓	✓	✓	✓	✓	
29mm bonded side walls	✓	✓	✓	✓	✓	✓	✓	
31mm bonded ceiling	✓	✓	✓	✓	✓	✓	✓	
Full width double glazed windows	✓	✓	✓	✓	✓	✓	✓	
All opening windows	✓	✓	✓	✓	✓	✓	✓	
Fixed door window	✓	✓	✓	✓	✓	✓	✓	
One piece GRP front panel	✓	✓	✓	✓	✓	✓	✓	
Wrap around light clusters with stop/tail, fog and indicator lights	✓	✓	✓	✓	✓	✓	✓	
Full awning and skirt rails	✓	✓	✓	✓	✓	✓	✓	
12 volt awning light	✓	✓	✓	✓	✓	✓	✓	
Maxi store gas bottle storage locker	✓	✓	✓	✓	✓	✓	✓	
Secure gas bottle restraint straps	✓	✓	✓	✓	✓	✓	✓	
Removable gas bottle locker door for easy access	✓	✓	✓	✓	✓	✓	✓	
Separated battery storage compartment with secure exterior access	✓	✓	✓	✓	✓	✓	✓	
240 volt mains inlet in battery storage compartment which can be secured when mains lead in situ	✓	✓	✓	✓	✓	✓	✓	
20 metre on site mains connection lead	✓	✓	✓	✓	✓	✓	✓	
Restraint straps and dedicated terminals for battery	✓	✓	✓	✓	✓	✓	✓	
Battery compartment will accept 90 amp hr battery	✓	✓	✓	✓	✓	✓	✓	
Full 12 volt electrical system with minimal cable runs to reduce voltage drop	✓	✓	✓	✓	✓	✓	✓	
Comprehensive 12 volt distribution panel with battery condition meter	✓	✓	✓	✓	✓	✓	✓	
Full mains electric input system with RCCB protection, 10 amps output and battery charger	✓	✓	✓	✓	✓	✓	✓	
5 x 240 volt mains sockets fitted	✓	✓	✓	✓	✓	✓	✓	
TV station with provision for 14" portable TV	✓	✓	✓	✓	✓	✓	✓	
240 volt/12 volt sockets and aerial connection point	✓	✓	✓	✓	✓	✓	✓	
TV aerial socket linked through to exterior socket	✓	✓	✓	✓	✓	✓	✓	
Battery powered analogue clock	✓	✓	✓	✓	✓	✓	✓	
Hi-power 12 volt lighting system	✓	✓	✓	✓	✓	✓	✓	
Front corner reading lights	✓	✓	✓	✓	✓	✓	✓	
Fully pressurised water system with powerful submersible pump, Whale dual connector and dust cover for external water container	✓	✓	✓	✓	✓	✓	✓	
Carver Cascade GE water heater	✓	✓	✓	✓	✓	✓	✓	
"Whale" mixer taps in washroom. Full shower with wrap around non stick curtain and shower tray	✓	✓	✓	✓	✓	✓	✓	
Fully fitted washroom with sanitary units and generous sized hand basin	✓	✓	✓	✓	✓	✓	✓	
Theford cassette toilet	✓	✓	✓	✓	✓	✓	✓	
3 burner enamel hob and grill	✓	✓	✓	✓	✓	✓	✓	
Fully retained glass hob cover	✓	✓	✓	✓	✓	✓	✓	
Combined sink/drain in hard wearing vitreous enamel	✓	✓	✓	✓	✓	✓	✓	
Fold up work tops with finished edges	✓	✓	✓	✓	✓	✓	✓	
Retaining catches on key storage cupboards for safe towing	✓	✓	✓	✓	✓	✓	✓	
Large bore copper gas piping for efficient delivery to appliances	✓	✓	✓	✓	✓	✓	✓	
Independent isolator taps for each gas appliance	✓	✓	✓	✓	✓	✓	✓	
Electrolux 60 litre fridge with 3 way connection (240v/12v/gas)	✓	✓	✓	✓	✓	✓	✓	
Fitted smoke detector with "hush" and "test" facility	✓	✓	✓	✓	✓	✓	✓	
Carver 1800 space heater	✓	✓	✓	✓	✓	✓	✓	
Flyscreens to 3 windows	✓	✓	✓	✓	✓	✓	✓	
Valetta velour upholstery/optional Fantasia upholstery	✓	✓	✓	✓	✓	✓	✓	
Alkarcel wood effect furniture paneling	✓	✓	✓	✓	✓	✓	✓	
Framed furniture locker doors	✓	✓	✓	✓	✓	✓	✓	
Drop down flaps on large bed boxes for easy access to maxi-store facility	✓	✓	✓	✓	✓	✓	✓	
Fully slatted bedbox tops for efficient ventilation and easy access	✓	✓	✓	✓	✓	✓	✓	
Easy glide pull out slats for main bed make-up	✓	✓	✓	✓	✓	✓	✓	
Fully lined wardrobes for snag-free storage	✓	✓	✓	✓	✓	✓	✓	
Doorway courtesy mat and shower tray mat	✓	✓	✓	✓	✓	✓	✓	
Dedicated table storage positions	✓	✓	✓	✓	✓	✓	✓	
Chest of drawers with clip on table	✓	✓	✓	✓	n/a	✓	✓	
Free standing main table	✓	✓	✓	✓	✓	✓	✓	

# UPHOLSTERY OPTIONS



*Valetta (standard)*



*Fantasia  
(optional at extra cost)*

## APPROVED DEALER FIT OPTIONS

Glass Fronted Oven.  
Mains Reading Lights.  
Additional Flyscreen/Sunblinds.  
Spare Wheel and Tyre.

Whilst every attempt is made within this brochure to accurately reflect and describe our 1994 model home market caravans (those purchased and stored in the Mainland, and used for leisure purposes) our policy of continued improvement and changes in market and supply conditions mean that we reserve the right to alter specifications without further notice. In this brochure some of the photographs feature items which are not included in the caravan specification — your Bailey dealer will confirm these and all specification details prior to you making your purchasing decision. Bailey dealers sell our products of their own choice and not as agents of Bailey. They are therefore unable to bind Bailey or make any representation or undertaking whatsoever on behalf of Bailey Caravans Ltd. Some materials used in the production of our caravans can result in a variation to the figures quoted in respect of measurements and weights. The caravans in this brochure conform to the British Standard for Touring Caravans BS 4626.

## YOUR LOCAL BAILEY STOCKIST




THE MARQUE OF  
• 1994 •  
EXCELLENCE

*the worlds most  
exclusive caravan*



**SENATOR**






*Standard on all Senators – the Status TV aerial with signal booster*

# SENATOR

When the weekend comes and your hectic work schedule reaches its end, you deserve the best, you seek the reward that your efforts fully justify. Rewards that will keep you in the comfort and luxury deserving of your achievements. That's why you choose Senator, one of the worlds most exclusive touring caravans, built by Bailey. Senator repays your hard work with a blend of



*Slide out gas bottle stowage is a feature on all Senators*




*The main saloon of the Senator 2000 in Florida upholstery*

modern convenience linked to the highest specification and traditional craftsmanship values. A carefully selected range of four layouts means there is a Senator to suit your leisure requirements, whether pursuing your favourite weekend activity or conducting trans-continental touring, Senator is the most carefully matched caravan for your needs.

The specification list is seemingly endless. Built on both single and twin axle galvanised steel chassis, Senator features a body shell which is not only structurally outstanding but also boasts standards of insulation which will meet the extremes of European climates. All windows are fully double glazed, each with its own flyscreen and sunblind to keep the interior cool and free from insects. There is even a full length flyscreen on the main exterior door thus ensuring maximum ventilation with no loss of comfort. To keep you warm on those cooler nights Senator is fitted with blown air central heating powered by the Carver 3000 space heater. Independence and freedom can also be yours with Senator.



*The vision kitchen window and extractor fan – standard in all models*



*The en suite washroom with glazed shower door is featured in the Senator 2000 and 4000 models*





*The 12 volt electrical system is controlled by this comprehensive panel*



*A full in board water storage facility exists in all models*

*The large 70 litre Electrolux fridge with electronic ignition*



*An electronically flushed cassette toilet is fitted as standard*



*Looking rear in the flagship 7000 shown in Mia upholstery*








*The exterior 12 volt awning light*

## SENATOR

All hot and cold water plumbing is fully in board and there is a slimline in board water tank with its own independent pump. There is also a "Miller" mains water hook-up facility enabling you to use Senator's water system direct from a mains pressure tap. Copious amounts of hot water are provided by the Carver Cascade GE water heater feeding both kitchen and shower room mixer



*Drop down flaps on large bed boxes provide easy access to storage facilities*



*The spacious front lounge of the new 5000 in Winchester upholstery*

taps, and for the last word in modern day convenience each Senator is naturally fitted with a Thetford cassette toilet.

Security and safety are of prime consideration to the entire Senator range. Each model features a personal intrusion alarm and all exterior doors are operated by a single key. Senator also features a spare wheel and tyre with its own dedicated underfloor carrier. In the kitchen, Senator will not disappoint either, a large Electrolux fridge with electronic ignition provides all the cool drinks you could ever wish for. The domestic style 4 burner hob with electronic spark ignition is matched to a large glass fronted oven with continuously variable thermostatic control, and a comfortable environment is also assured courtesy of the cookerhood with extractor fan and light. Each of the four layouts available in Senator has been carefully chosen to meet the demands and requirements of the life you live. The ultimate two berth caravan, the Senator 2000 features the unique en suite shower room facility



*The rear one piece exterior panel*



*The cordon bleu kitchen of the Senator 4000*





*All Senators feature the "Miller" mains water inlet, allowing you to run the water system from a mains pressure tap*



*The main doorway has a full length flyscreen fitted*



*The Senator 7000 features a 2nd exterior door*



*Looking aft in the new Senator 5000 in Winchester upholstery*

*Looking rear to the convertible end dressing room in the Senator 7000*







*All kitchens have the Spinflo 4 burner hob/grill with electronic ignition*

## SENATOR

with the re-designed domestic style walk-in wardrobe. A generous sized kitchen sits opposite a delightful dresser-cum-sideboard whilst to the front you have the choice of twin single bedded accommodation or a large double bed.

The demand for en suite washing facilities extends to family layouts as well.



*Senator models feature blown air central heating powered by the Carver 3000 heater*



*Looking rear in the Senator 4000 in optional upholstery*

The Senator 4000 fulfils this requirement, with the virtues of the smaller 2000, and the additional space required by a family. The 4000 features a layout which is both proven and practical in use. The newly re-designed Senator 5000 is housed in an 18'10" body shell. It has a king size 'L' shaped lounge to the fore which helps to create a vista of space and comfort. The main body of the caravan features not only a large washroom, but a three doored wardrobe opposite an extremely spacious kitchen unit. The rear of the caravan is occupied by a lounge which converts to a large double bed and can be sectioned off by folding partition doors. The new Senator 5000 is an extremely versatile layout with the capability of providing the highest standards of comfort. The flagship of the Senator range is the two doored 7000. A two to four berth layout featuring large twin or double bedded accommodation to the fore with a panoramic side dinette. This area converts to provide two single beds, utilising the Bailey swing-up bunk. Beyond this area is the



*Superb furniture design features in all Senators*

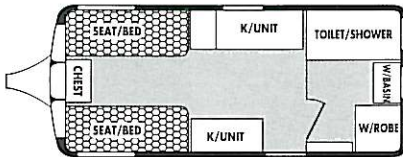
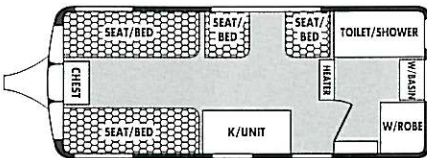
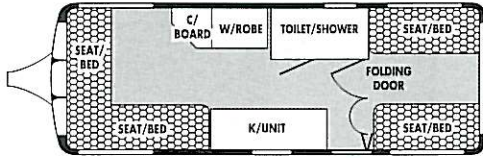
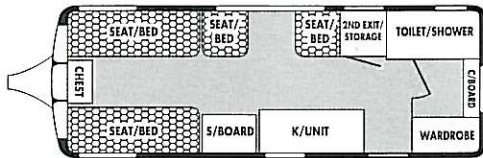
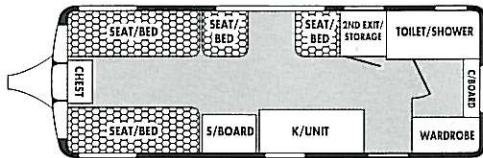


*The single side dinette of the Senator 4000 (in Winchester upholstery)*



second exterior door which can be converted for use either as a second entrance way, (especially useful where two awnings are fitted to the caravan), an additional wardrobe, or as a useful area to hang wet clothing. Another one of Bailey's unique layout innovations is the convertible end dressing room which has a double swinging aperture doorway for the easiest conversion into a full shower room area. During normal daytime use, this aperture is set in the closed position, thus maximising space and, allowing see-through vision whilst towing. The kitchen area of the 7000 is supreme, having won the Kitchen Award in the annual Tourer of the Year Award Scheme on no less than three occasions. The 7000 is the worthy flagship to this most exclusive brand.

All Senator models are the very essence of technocrafted excellence, each will afford you the ultimate heights of comfort, convenience and reliability - deserved reward for your hard efforts in life.

		Technical Specifications	Senator		
2000	2 Berth		Internal Body Length	15'6"	4.73m
		Shipping Length	20'9"	6.33m	
		Overall Width	7'2 1/4"	2.19m	
		Max Headroom	6'3"	1.9m	
		Overall Height (includes TV aerial)	8'9"	2.66m	
		Ex Works Weight ± 5%	17.8cwt	907kg	
		Max Auth. Weight	22.3cwt	1137kg	
4000	2 Berth		Caravan Allowable Payload	4.5cwt	230kg
		Internal Body Length	16'6 1/2"	5.04m	
		Shipping Length	21'9 1/2"	6.64m	
		Overall Width	7'2 1/4"	2.19m	
		Max Headroom	6'3"	1.9m	
		Overall Height (includes TV aerial)	8'9"	2.66m	
		Ex Works Weight ± 5%	18.7cwt	951kg	
5000	2-5 Berth		Max Auth. Weight	23.2cwt	1181kg
		Caravan Allowable Payload	4.5cwt	230kg	
		Internal Body Length	18'10 1/2"	5.75m	
		Shipping Length	24'11 1/2"	7.35m	
		Overall Width	7'2 1/4"	2.19m	
		Max Headroom	6'3"	1.9m	
		Overall Height (includes TV aerial)	8'9"	2.66m	
7000	2-4 Berth		Ex Works Weight ± 5%	21.4cwt	1086kg
		Max Auth. Weight	26.4cwt	1336kg	
		Caravan Allowable Payload	4.9cwt	250kg	
		Internal Body Length	18'10 1/2"	5.75m	
		Shipping Length	24'11 1/2"	7.35m	
		Overall Width	7'2 1/4"	2.19m	
		Max Headroom	6'3"	1.9m	
Overall Height (includes TV aerial)	8'9"	2.66m			
			Ex Works Weight ± 5%	21.3cwt	1083kg
		Max Auth. Weight	26.2cwt	1333kg	
		Caravan Allowable Payload	4.9cwt	250kg	

- Wide body, aerodynamic design
- Full length door flyscreen
- Single key operation to all exterior doors
- New generation GRP one piece front panel with twin drop down access flaps to slide-out gas bottle storage
- 12 volt awning light
- Spare wheel/tyre and carrier
- Full 12 volt electrical system with minimal cable runs to reduce voltage drop
- Comprehensive 12 volt distribution panel with battery condition gauge, battery change over switch, water pump isolator switch, master 12 volt lighting switch, auxiliary circuit switches
- Built-in personal intrusion security alarm
- Full mains electrics input system with RCCB protection, 10 amps output and battery charger

- 4 x 240 volt sockets fitted
- Removable "Status" TV aerial with signal booster
- Mains lighting in saloon
- Courtesy light in cocktail cabinet
- Carver Cascade GE water heater (240 volt/gas)
- Full shower
- In board water storage tank with self fill facility
- "Miller" mains water hook-up facility
- Electronically controlled Thetford cassette toilet

- 4 burner enamel hob and grill with electronic ignition
- Combined Spinflo oven/grill housing, continuously variable control and flame failure device
- Electrolux large capacity fridge with 3 way connection (240v/12v/gas) and electronic ignition
- Cookerhood with extractor fan and light
- Carver 3000 space heater with blown air central heating
- Combined flyscreen/sunblinds to all principal windows
- Analogue clock
- Doorway courtesy light





## SPECIFICATION CHECKLIST

✓ = Standard specification n/a = not applicable	2000	4000	5000	7000	Your comparison
Alko galvanised chassis	✓	✓	✓	✓	
Wide track axle	✓	✓	✓	✓	
Fully telescopic jockey wheel	✓	✓	✓	✓	
Wide body, aerodynamic design	✓	✓	✓	✓	
44mm bonded floor with "styrofoam" insulation	✓	✓	✓	✓	
29mm bonded side walls	✓	✓	✓	✓	
31mm bonded ceiling	✓	✓	✓	✓	
Fully double glazed windows, with simulated frame effect	✓	✓	✓	✓	
All opening windows (except door)	✓	✓	✓	✓	
Fixed double glazed door window	✓	✓	✓	✓	
Full length door flyscreen	✓	✓	✓	✓	
Single key operation to all exterior doors	✓	✓	✓	✓	
New generation GRP one piece front panel with twin drop down access flaps to slide-out gas bottle storage	✓	✓	✓	✓	
Full height one piece rear/acrylic capped ABS panel	✓	✓	✓	✓	
Wraparound "Clear Effect" rear light clusters with reversing, stop/tail, fog and indicator lights	✓	✓	✓	✓	
Full awning and skirt rails	✓	✓	✓	✓	
12 volt awning light	✓	✓	✓	✓	
Secure gas bottle restraint straps	✓	✓	✓	✓	
Spare wheel/tyre and carrier	✓	✓	✓	✓	
Separated battery storage compartment with secure exterior access	✓	✓	✓	✓	
240 volt mains inlet in battery storage compartment which can be secured when mains lead in situ	✓	✓	✓	✓	
20 metre on site mains connection lead	✓	✓	✓	✓	
Restraint straps and dedicated terminals for battery	✓	✓	✓	✓	
Full 12 volt electrical system with minimal cable runs to reduce voltage drop	✓	✓	✓	✓	
Comprehensive 12 volt distribution panel with battery condition gauge, battery change over switch, water pump isolator switch, master 12 volt lighting switch, auxiliary circuit switches	✓	✓	✓	✓	
Built in personal intrusion security alarm	✓	✓	✓	✓	
Full mains electrics input system with RCCB protection, 10 amps output and battery charger	✓	✓	✓	✓	
4 x 240 volt mains sockets fitted	✓	✓	✓	✓	
TV station with provision for 14" portable TV	✓	✓	✓	✓	
240 volt/12 volt sockets and aerial connection point	✓	✓	✓	✓	
Removable "Status" TV aerial with signal booster	✓	✓	✓	✓	
Hi-power 12 volt lighting system	✓	✓	✓	✓	
Front corner reading lights	✓	✓	✓	✓	
Mains lighting in saloon	✓	✓	✓	✓	
Courtesy light in cocktail cabinet	✓	✓	✓	✓	
Fully pressurised water system with powerful Supersub submersible pump. "Whale" dual connector and dust cover for external water container	✓	✓	✓	✓	
Carver Cascade GE water heater (240 volt/gas)	✓	✓	✓	✓	
Full shower	✓	✓	✓	✓	
Fully fitted washroom with sanitary units and generous sized hand basin	✓	✓	✓	✓	
In board water storage tank with self fill facility	✓	✓	✓	✓	
"Miller" mains water hook-up facility	✓	✓	✓	✓	
Electronically controlled Thetford cassette toilet	✓	✓	✓	✓	
Rooflight with flyscreen in shower compartment	✓	✓	✓	✓	
Rooflight with night blind and flyscreen in main living space	✓	✓	✓	✓	
4 burner enamel hob and grill with electronic ignition	✓	✓	✓	✓	
Combined sink/drain in hard wearing vitreous enamel	✓	✓	✓	✓	
Fold up worktops with finished edges	✓	✓	✓	✓	
Combined Spinflo oven/grill housing, continuously variable control and flame failure device	✓	✓	✓	✓	
Electrolux large capacity fridge with 3 way connection (240v/12v/gas) and electronic ignition	✓	✓	✓	✓	
Cookerhood with extractor fan and light	✓	✓	✓	✓	
Carver 3000 space heater with blown air central heating	✓	✓	✓	✓	
Night blind on door window	✓	✓	✓	✓	
Combined flyscreen/sunblinds to all principal windows	✓	✓	✓	✓	
Analogue clock	✓	✓	✓	✓	
Real wood framing to furniture locker doors	✓	✓	✓	✓	
Drop down flaps on large bed boxes for easy access to maxi-store facility	✓	✓	✓	✓	
Fully slatted bedbox tops for efficient ventilation and easy access	✓	✓	✓	✓	
Easy glide pull out slats for main bed make-up	✓	✓	✓	✓	
Doorway courtesy light	✓	✓	✓	✓	
Dedicated table storage positions	✓	✓	✓	✓	

## UPHOLSTERY OPTIONS



*Florida (standard)*



*Winchester (optional at no extra cost)*



*Mia (optional at no extra cost)*

### APPROVED DEALER FIT OPTIONS

The standard specification of the entire Senator range is such that the need for optional extras is negated. If you wish to discuss additions to the specification of your chosen Senator please contact your Bailey dealer.

Whilst every attempt is made within this brochure to accurately reflect and describe our 1994 model home market caravans (those purchased and stored in the Mainland, and used for leisure purposes) our policy of continued improvement and changes in market and supply conditions mean that we reserve the right to alter specifications without further notice. In this brochure some of the photographs feature items which are not included in the caravan specification — your Bailey dealer will confirm these and all specification details prior to you making your purchasing decision. Bailey dealers sell our products of their own choice and not as agents of Bailey. They are therefore unable to bind Bailey or make any representation or undertaking whatsoever on behalf of Bailey Caravans Ltd. Some materials used in the production of our caravans can result in a variation to the figures quoted in respect of measurements and weights. The caravans in this brochure conform to the British Standard for Touring Caravans BS 4626.

### YOUR LOCAL BAILEY STOCKIST

**BAILEY CARAVANS LIMITED, SOUTH LIBERTY LANE,  
BRISTOL BS3 2SS**



THE MARQUE OF  
1994  
EXCELLENCE



BAILEY  
BEACHCOMBER  
*Club*

*for you, your partner  
and your family*





*The fitted washroom of the Beachcomber Club 440/4*

## BEACHCOMBER *Club*

The new 1994 Beachcomber Club range is a unique type of caravan. In every sense it is a true Bailey, built in a way that ensures a long, reliable service, but available at a price that belies its high line specification.


Based on a galvanised steel, lightweight chassis and featuring a fully insulated and extremely rugged bodyshell, Beachcomber Club is available in four different layouts offering a variety of accommodation for between 2 and 5 people (there is even an option for a 6 berth layout in the 500/4 model). Careful use of design expertise allows all Beachcomber Clubs to boast some of



*The comprehensive kitchen in the Beachcomber Club 350/2*



*Looking forward in the Beachcomber Club 440/4*



*The rear dinette of the Beachcomber Club 500/5*

the lowest ex works weights available without sacrificing overall strength.

Baby of the range is the 350/2, an end kitchen 2 berth with an 11'6" interior body length. Next up the 440/4, a proven and practical family layout for 2-4 persons. The larger 500/5 and 500/4 models offer a choice of family accommodation in 16'6" bodyshells.

Every Beachcomber Club comes with a complete specification package to make your caravanning comfortable and convenient.

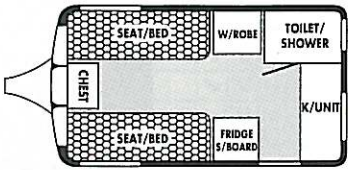
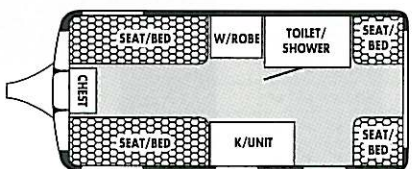
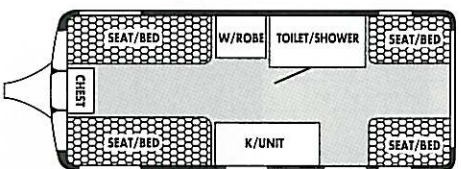
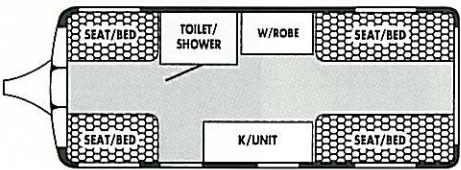
If you want a budget-priced caravan, built to the most exacting standards by the U.K.'s most renowned manufacturer, then the Beachcomber Club is right for you. See your Bailey dealer now and check out the Beachcomber Club range, an ideal home on wheels for you, your partner and your family.

*Looking aft in the Beachcomber Club 500/4*





- Single key operation to all exterior locks
- Electrolux 60 litre refrigerator (240v/12v/gas)
- Fully protected mains electrical installation
- Battery charger/transformer
- Carver Cascade GE water heater
- Full width double glazed windows
- 12 volt distribution panel with battery condition meter
- 2 x 240 volt sockets
- Framed furniture locker doors
- Ventilated exterior battery box
- Thetford cassette toilet
- 3 burner hob and grill in vitreous enamel
- Space heater
- Pull-out bed slats
- Unrivalled insulation package
- Maxi store gas bottle locker
- Modern aerodynamic body design
- Dedicated spare wheel stowage
- All opening windows (except door)
- Combined enamelled sink and drainer
- Fully fitted shower with wrap around curtain
- Slatted bed box tops for efficient ventilation
- Pressurized water system with powerful submersible pump

		Technical Specifications	Benchcomber Club
350/2	2 Berth		Internal Body Length 11'6" 3.50m Shipping Length 16'13/8" 4.91m Overall Width 7'2 1/4" 2.19m Max Headroom 6'1 1/2" 1.87m Overall Height 8'1 1/2" 2.48m Ex Works Weight ± 5% 12.4cwt 632kg Max Auth. Weight 16.1cwt 822kg Awning Length (grd to grd) - 762cm
440/4	2-4 Berth		Internal Body Length 14'7" 4.44m Shipping Length 19'23/8" 5.85m Overall Width 7'2 1/4" 2.19m Max Headroom 6'1 1/2" 1.87m Overall Height 8'1 1/2" 2.48m Ex Works Weight ± 5% 14.8cwt 753kg Max Auth. Weight 19.0cwt 965kg Awning Length (grd to grd) - 862cm
500/5	2-5 Berth		Internal Body Length 16'6" 5.03m Shipping Length 21'13/8" 6.44m Overall Width 7'2 1/4" 2.19m Max Headroom 6'1 1/2" 1.87m Overall Height 8'1 1/2" 2.48m Ex Works Weight ± 5% 16.1cwt 819kg Max Auth. Weight 20.5cwt 1042kg Awning Length (grd to grd) - 920cm
500/4	2-4 Berth (optional 5th/6th berth)		Internal Body Length 16'6" 5.03m Shipping Length 21'13/8" 6.44m Overall Width 7'2 1/4" 2.19m Max Headroom 6'1 1/2" 1.87m Overall Height 8'1 1/2" 2.48m Ex Works Weight ± 5% 16.1cwt 819kg Max Auth. Weight 20.5cwt 1042kg Awning Length (grd to grd) - 920cm



# SPECIFICATION CHECKLIST

✓ = Standard specification  
n/a = not applicable

	350/2	440/4	500/5	500/4	Your comparison
Alko galvanised chassis	✓	✓	✓	✓	
Wide track axle	✓	✓	✓	✓	
Fully telescopic jockey wheel	✓	✓	✓	✓	
Underfloor treated for weather protection	✓	✓	✓	✓	
Wide body, aerodynamic design	✓	✓	✓	✓	
44mm bonded floor	✓	✓	✓	✓	
29mm bonded side walls	✓	✓	✓	✓	
31mm bonded ceiling	✓	✓	✓	✓	
Full width double glazed windows	✓	✓	✓	✓	
All opening windows	✓	✓	✓	✓	
Fixed door window	✓	✓	✓	✓	
One piece GRP front panel	✓	✓	✓	✓	
Wrap around light clusters with stop/tail, fog and indicator lights	✓	✓	✓	✓	
Full awning and skirt rails	✓	✓	✓	✓	
Maxi store gas bottle storage locker	✓	✓	✓	✓	
Secure gas bottle restraint straps	✓	✓	✓	✓	
Removable gas bottle locker door for easy access	✓	✓	✓	✓	
Separated battery storage compartment with secure exterior access	✓	✓	✓	✓	
240 volt mains inlet in battery storage compartment which can be secured when mains lead in situ	✓	✓	✓	✓	
20 metre on site mains connection lead	✓	✓	✓	✓	
Restraint straps and dedicated terminals for battery	✓	✓	✓	✓	
Battery compartment will accept 90 amp hr battery	✓	✓	✓	✓	
Full 12 volt electrical system with minimal cable runs to reduce voltage drop	✓	✓	✓	✓	
Comprehensive 12 volt distribution panel with battery condition meter	✓	✓	✓	✓	
Full mains electric input system with RCCB protection and battery charger	✓	✓	✓	✓	
2 x 240 volt mains sockets fitted	✓	✓	✓	✓	
Fully pressurised water system with powerful submersible pump, "Whale" dual connector and dust cover for external water container	✓	✓	✓	✓	
Carver Cascade GE water heater	✓	✓	✓	✓	
"Whale" mixer taps in washroom. Full shower with wrap around non stick curtain and full shower tray	✓	✓	✓	✓	
Fully fitted washroom with sanitary units and generous sized hand basin	✓	✓	✓	✓	
Theford cassette toilet	✓	✓	✓	✓	
3 burner enamel hob and grill	✓	✓	✓	✓	
Fully retained glass hob cover	✓	✓	✓	✓	
Combined sink/drain in hard wearing vitreous enamel	✓	✓	✓	✓	
Fold up work tops with finished edges	✓	✓	✓	✓	
Retaining catches on key storage cupboards for safe towing	✓	✓	✓	✓	
Large bore copper gas piping for efficient delivery to appliances	✓	✓	✓	✓	
Independent isolator taps for each gas appliance	✓	✓	✓	✓	
Electrolux 60 litre fridge with 3 way connection (240v/12v/gas)	✓	✓	✓	✓	
Fitted smoke detector with "hush" and "test" facility	✓	✓	✓	✓	
Carver 1800 space heater	✓	✓	✓	✓	
Flora velour upholstery	✓	✓	✓	✓	
Alkorcel wood effect furniture panelling	✓	✓	✓	✓	
Framing to furniture locker doors	✓	✓	✓	✓	
Drop down flaps on large bed boxes for easy access to maxi-store facility	✓	✓	✓	✓	
Fully slatted bedbox tops for efficient ventilation and easy access	✓	✓	✓	✓	
Easy glide pull out slats for main bed make-up	✓	✓	✓	✓	
Fully lined wardrobes for snag free storage	✓	✓	✓	✓	
Doorway courtesy mat and shower tray mat	✓	✓	✓	✓	
Dedicated table storage positions	✓	✓	✓	✓	
Chest of drawers with clip on table	✓	✓	✓	n/a	



*Flora velour upholstery*

## APPROVED DEALER FIT OPTIONS:

Flyscreens/Sunblinds to Windows.  
Glass Fronted Oven.  
Spare Wheel and Tyre.  
Plus Much More ....

Whilst every attempt is made within this brochure to accurately reflect and describe our 1994 model home market caravans (those purchased and stored in the Mainland, and used for leisure purposes) our policy of continued improvement and changes in market and supply conditions mean that we reserve the right to alter specifications without further notice. In this brochure some of the photographs feature items which are not included in the caravan specification – your Bailey dealer will confirm these and all specification details prior to you making your purchasing decision. Bailey dealers sell our products of their own choice and not as agents of Bailey. They are therefore unable to bind Bailey or make any representation or undertaking whatsoever on behalf of Bailey Caravans Ltd. Some materials used in the production of our caravans can result in a variation to the figures quoted in respect of measurements and weights. The caravans in this brochure conform to the British Standard for Touring Caravans BS 4626.

## YOUR LOCAL BAILEY STOCKIST