



Sterling Caravans 1999



*The Hallmark
of Excellence*

A History of Innovation, a world of Luxury

Sterling Caravans is the name behind a range of tourers whose history can be traced back over 75 years to the earliest days of British caravanning.

Sterling combines top quality with innovation, resulting in an enviable collection of design awards and the setting of many endurance records. This blend of craftsmanship and fresh thinking has been used to create three ranges that complement each other perfectly.

Europa, perhaps the most exciting range produced this decade; Eccles, one of the oldest and most celebrated names in caravans and Eccles Elite, the new name for the expanding range of Eccles twin axle tourers.

Based at Cottingham in Yorkshire, Sterling enjoys the facilities of an ultra modern manufacturing plant incorporating rigorous quality systems that have gained the company the prestigious ISO 9001 standard. The many facilities enable Sterling designers to continually improve the style, layout and specification of each model ensuring all models comply with the New European Legislation.

High technology rubs shoulders with traditional build skills.

State of the art computer aided design is used to produce initial concepts in three dimensions to check the crucial area of weight distribution, aerodynamics, and layout before craftsmen build the first prototype.



With in house manufacturing facilities for many components, such as the Glass Reinforced Plastic used for the tough and stylish front, and tried and tested proprietary suppliers, Sterling has a level of control on design and quality of construction that is the envy of the competition.

To reserve your place on a factory tour to see Sterling products being produced in one of Europe's most sophisticated factories, simply call the number on the back of the brochure.



The high standards of manufacture continue through to after sales customer care with Supercare and SuperSure. Sterling Supercare links dealers to a computer system which provides an electronic spare parts catalogue to identify and order parts at the touch of a button. A special fleet delivers the goods to complete a fast, efficient service.

SuperSure is a comprehensive three year warranty, that accompanies your new caravan to cover all major parts. A once yearly chargeable inspection and service at an authorised dealer is all you have to do to maintain the warranty, with the option of a single premium to upgrade to five years cover. Years two to five are administered by Warranty Holdings, leaders in extended warranty.

Sterling, the hallmark of excellence for total peace of mind and holidays to remember.



4-7

Europa

Outstanding choice and luxury at exceptional value

8-11

Eccles

Sterling's jewel in the crown, with 75 years history

12-15

Eccles Elite


A definitive range of twin axle tourers with the Eccles pedigree

The Europa Range

Whether you are spending spring in the Alps, summer in France or Autumn in the Cotswolds the Europa range offers everything a modern lifestyle on the move demands.

A choice of 10 models, including the new 470MB and 500EK, perfect for a family of four, provides a wide choice of family and two berth layouts. All feature new Belgian upholstery with matching cotton print curtains and loose fitting carpet, making the Europa the place to relax.

Add all the features you've come to expect, such as gas/electric blown air heating, Stoves oven and hob, interior sprung bedding, luxury washrooms, and the Europa offers both outstanding luxury with exceptional value for money.



Pictured left and below:
Europa 520

Inset: MB washroom
Europa 520



Europa 520 side kitchen



Europa 520



The Eccles Range

Eccles has been synonymous with luxury caravans for over 75 years and reflects this fact in the names of its 10 model range, which includes the new Amethyst with its spacious L shaped front seating, rear dinette and centre kitchen. Outside, the Eccles receives an eye-catching all new exterior with one piece GRP front and rear panels and new style graphics, making it stand out from the crowd.

Inside, sumptuous upholstery with complementary curtains, colour co-ordinated kitchen equipment and heater plus luxury washrooms including the new SB layout with a unique one piece sealed shower cubicle which places them head and shoulders above the competition.

The Eccles, a world of choice and luxury at a down to earth price.



Pictured left and below:
Eccles Emerald

Inset:
Eccles Emerald
NT washroom



Eccles Emerald



Eccles Topaz SB washroom



Eccles Features & Specification

New for 1999

♦ New Amethyst model

EXTERIOR

New for 1999

- ♦ All models comply with new European Standards
- ♦ Redesigned front windows with concealed fixings
- ♦ Redesigned skirts and wheel arches
- ♦ Stylish GRP one piece front and rear panels
- ♦ Shaped rear light clusters
- ♦ Eye level central brake light
- ♦ New style graphics
- ♦ New design bolt on wheel trims
- ♦ Al-Ko galvanised steel chassis with Euro-axle
- ♦ Lockable exterior battery box (excluding battery) and mains inlet socket
- ♦ Awning light
- ♦ Reversing lights

- ♦ Status TV/FM aerial and booster
- ♦ All windows opening and double glazed
- ♦ Window and cassette blind to exterior door
- ♦ Fixing points for rear mounted cycle rack
- ♦ Stainless steel exterior fastenings
- ♦ Integral rear spoiler
- ♦ Top hinged access door with gas stay for spare wheel and gas bottles
- ♦ Heated external access locker (Amber, Topaz and Moonstone)
- ♦ Polyplastic windows with concealed locks and stays
- ♦ Electrolux fridge vents for easy maintenance and inspection

LOUNGE & DINING AREA

New for 1999

- ♦ New velour upholstery

♦ New front lockers

- ♦ 12v directional reading downlighters
- ♦ Embroidered entrance mat
- ♦ Domestic style locker door hinges
- ♦ All cushions with interior springing (except bunks)
- ♦ Lined velvet curtains and matching pelmets
- ♦ Chest of drawers with pull-out table (Not Opal, Amber or Amethyst)
- ♦ Free standing table with dedicated storage location
- ♦ Cocktail cabinet
- ♦ Clock
- ♦ Sculptured corner armrests and two scatter cushions
- ♦ Heat resistant laminates to work tops
- ♦ Split base cushions for easy bed make-up and access

KITCHEN

- ♦ Electrolux 77 litre fridge with electronic ignition and full width freezer compartment
- ♦ Green Stoves electronic ignition, thermostatic glass fronted, integrated oven with gold handles, four burner enamelled hob with flame failure device, grill and pan storage
- ♦ Green sink, drainer and domestic mixer tap finished to match hob colour

HEATING & PLUMBING

New for 1999

- ♦ Grade 2 European standard of thermal insulation
- ♦ Carver 4000 space heater
- ♦ Improved washroom with upper lockers (Opal, Diamond and Emerald)

- ♦ New washroom with unique one piece sealed cubicle with sliding door (Amber, Topaz and Moonstone)
- ♦ Micro switch taps
- ♦ Colour matched Elite kitchen taps
- ♦ Carver Fanmaster 240v heater and blown air system
- ♦ Carver Rapide gas/electric hot water heater
- ♦ Fully fitted luxury washroom with vanity unit
- ♦ Electric flush Thetford cassette toilet
- ♦ In-board semi rigid fresh water piping with push-fit joints
- ♦ Large bore under slung rigid waste pipes

ELECTRICAL

- ♦ 12v reading lights

- ♦ 12v isolator switch in entrance doorway
- ♦ Washroom light switch on outside washroom wall
- ♦ PMS 2000 240v and 12v control panel and 12amp transformer with ELCB
- ♦ 25 metre outside mains connector lead
- ♦ Dual switch halogen lights with one or two bulb operation selection

FITTINGS & EQUIPMENT

New for 1999

- ♦ Caravan entrance step
- ♦ Bunk ladder (where bunks provided)
- ♦ Wooden partition doors to rear bedroom (Sapphire, Coral and Amethyst)
- ♦ Exterior door flyscreen

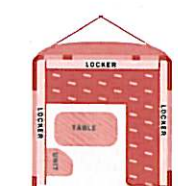
- ♦ Cassette flyscreen blinds to all windows
- ♦ Removable bound-edge carpets on vinyl flooring
- ♦ Embroidered doormat with brush out tray
- ♦ Ventilation boards behind seat backrests
- ♦ Ventilated roof lockers
- ♦ Ash hardwood framed doors
- ♦ Slide-back slatted seat bases
- ♦ Front access flap in nearside front bed base
- ♦ Concealed metal wall plates for secure furniture fixing

SECURITY

- ♦ Single key operation to exterior door locks
- ♦ Identity number etched to windows and caravan chassis
- ♦ Concealed security data chip within caravan construction

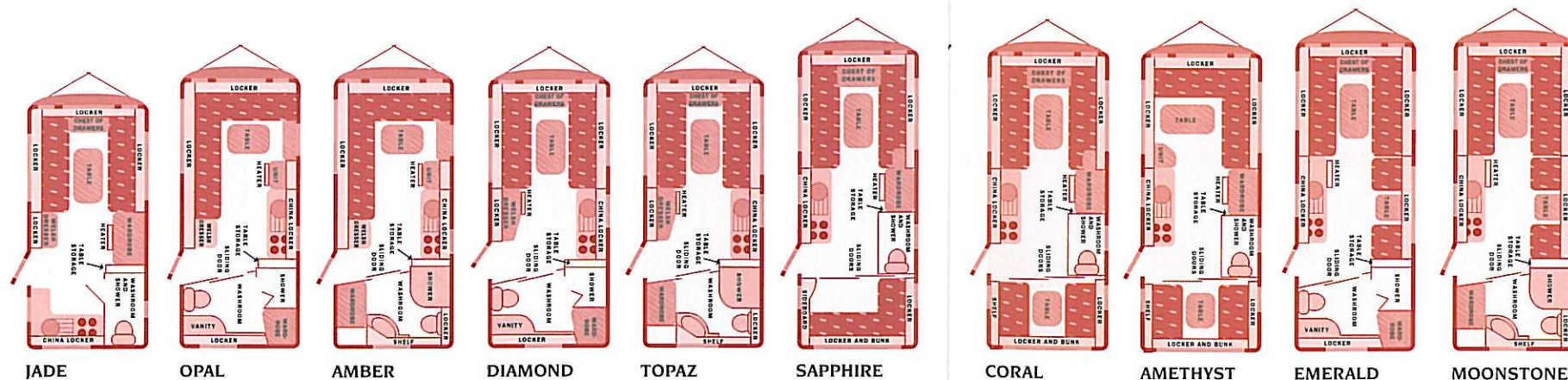
	JADE	OPAL	AMBER	DIAMOND	TOPAZ	SAPPHIRE*	CORAL*	AMETHYST*	EMERALD	MOONSTONE
Berths	2	2	2	2	2	5	5	5	4	4
Internal Length (at bed box height)	4.27m/14'0"	4.70m/15'5"	4.70m/15'5"	4.70m/15'5"	4.70m/15'5"	5.30m/17'5"	5.30m/17'5"	5.30m/17'5"	5.30m/17'5"	5.30m/17'5"
Overall Width	2.15m/7'1"	2.15m/7'1"	2.15m/7'1"	2.15m/7'1"	2.15m/7'1"	2.15m/7'1"	2.15m/7'1"	2.15m/7'1"	2.15m/7'1"	2.15m/7'1"
Overall Height (including Status aerial†)	2.75m/9'0"	2.75m/9'0"	2.75m/9'0"	2.75m/9'0"	2.75m/9'0"	2.75m/9'0"	2.75m/9'0"	2.75m/9'0"	2.75m/9'0"	2.75m/9'0"
Overall Length	5.74m/18'10"	6.17m/20'3"	6.17m/20'3"	6.17m/20'3"	6.17m/20'3"	6.77m/22'3"	6.77m/22'3"	6.77m/22'3"	6.77m/22'3"	6.77m/22'3"
Mass in Running Order (inc. 3% tolerance)	940kg/18.5cwt	985kg/19.4cwt	985kg/19.4cwt	985kg/19.4cwt	985kg/19.4cwt	1050kg/20.7cwt	1050kg/20.7cwt	1050kg/20.7cwt	1075kg/21.2cwt	1075kg/21.2cwt
Essential Habitation Equipment Payload	88kg/1.7cwt	73kg/1.4cwt	73kg/1.4cwt	73kg/1.4cwt	73kg/1.4cwt	88kg/1.7cwt	88kg/1.7cwt	88kg/1.7cwt	73kg/1.4cwt	73kg/1.4cwt
Personal Effects Payload	99kg/1.9cwt	105kg/2.1cwt	105kg/2.1cwt	105kg/2.1cwt	105kg/2.1cwt	140kg/2.8cwt	140kg/2.8cwt	140kg/2.8cwt	130kg/2.6cwt	130kg/2.6cwt
Optional Equipment Payload	33kg/0.6cwt	37kg/0.7cwt	37kg/0.7cwt	37kg/0.7cwt	37kg/0.7cwt	22kg/0.4cwt	22kg/0.4cwt	22kg/0.4cwt	22kg/0.4cwt	22kg/0.4cwt
Maximum Technical Permissible Laden Mass	1160kg/22.8cwt	1200kg/23.6cwt	1200kg/23.6cwt	1200kg/23.6cwt	1200kg/23.6cwt	1300kg/25.6cwt	1300kg/25.6cwt	1300kg/25.6cwt	1300kg/25.6cwt	1300kg/25.6cwt
Awning A/A Dimension	8.48m/27'10"	8.91m/29'3"	8.91m/29'3"	8.91m/29'3"	8.91m/29'3"	9.51m/31'3"	9.51m/31'3"	9.51m/31'3"	9.51m/31'3"	9.51m/31'3"
Tyre size	165 x 13 91R	165 x 13 91R	165 x 13 91R	165 x 13 91R	165 x 13 91R	175 R13 94N	175 R13 94N	175 R13 94N	175 R13 94N	175 R13 94N

Note: A tolerance of 3% in the Mass in Running Order has been allowed for in the calculation of payload margins. *Weights for these models are estimated.
†Height with aerial removed 2.55m/8'4"



FRONT L OPTION

Available in all models except Opal, Amber and Amethyst



Bed Sizes

JADE

- Front Double: 201cm x 192cm/ 6'7" x 6'3½"
- or 2 Singles: 192cm x 66cm/ 6'3½" x 2'2"

OPAL/AMBER

- Front Double: 201cm x 137cm/ 6'7" x 4'6"
- or 2 Singles: 192cm x 66cm/ 6'3½" x 2'2"

DIAMOND/TOPAZ

- Front Double: 201cm x 192cm/ 6'7" x 6'3½"
- or 2 Singles: 192cm x 66cm/ 6'3½" x 2'2"

SAPPHIRE/CORAL

- Front Double: 201cm x 192cm/ 6'7" x 6'3½"
- or 2 Singles: 192cm x 66cm/ 6'3½" x 2'2"
- Rear Double: 201cm x 137cm/ 6'7" x 4'6"
- Bunk: 201cm x 58cm/ 6'7" x 1'11"

AMETHYST

- Front Double: 198cm x 137cm/ 6'6" x 4'6"
- Rear Double: 201cm x 137cm/ 6'7" x 4'6"
- Bunk: 201cm x 58cm/ 6'7" x 1'11"

EMERALD/MOONSTONE


- Front Double: 201cm x 183cm/ 6'7" x 6'0"
- or 2 Singles: 183cm x 66cm/ 6'0" x 2'2"
- and: 192cm x 66cm/ 6'3½" x 2'2"
- Side Single: 180cm x 66cm/ 5'11" x 2'2"
- Bunk: 172cm x 58cm/ 5'8" x 1'11"



Heated wet locker for drying outdoor equipment



Large Electrolux fridge with full width freezer



Domestic style Stoves oven



Convenient side dinette



Secure gas bottle box

The Eccles Elite Range

The Eccles Elite is the name for the definitive range of twin axle tourers. Offering the ultimate space a tourer can provide, you can now choose from 4 different models. The Explorer and Overlander offer a choice of different rear end washrooms. The Overlander has the new layout with a unique one piece sealed shower cubicle. The Wayfarer has vast seating areas for lazing away those hot summer days and also features a separate shower.

Our brand new Trekker model is a first for Sterling, it is specifically designed for caravanners who are looking for maximum flexibility and with an optional 6 berth you certainly have it.

New exterior styling with the use of versatile GRP and a level of specification you expect from the Elite name sets the Elite twin axle range in a class above the rest for style and comfort.



Pictured left: Elite Explorer

Below: Elite Trekker



Elite Trekker



Elite Explorer Kitchen



Eccles Elite Features & Specification

New for 1999
♦ New Trekker model

- EXTERIOR**
New for 1999
- ♦ All models comply with new European Standards
 - ♦ Stylish GRP one piece front
 - ♦ Stylish GRP one piece rear
 - ♦ Shaped rear light clusters
 - ♦ Eye level central brake light
 - ♦ New style graphics
 - ♦ New design bolt on wheel trims
 - ♦ External wet locker with integral 230v socket
 - ♦ Redesigned skirts and wheel arches
 - ♦ Redesigned front windows with concealed fixings
 - ♦ Al-Ko galvanised steel chassis with Euro-axle
 - ♦ Lockable exterior battery box (excluding battery) and mains inlet socket
 - ♦ Awning light

- ♦ Reversing lights
- ♦ Status TV/FM aerial and booster
- ♦ All windows opening and double glazed
- ♦ Window and cassette blind to exterior door
- ♦ Fixing points for rear mounted cycle rack (except Trekker)
- ♦ Stainless steel exterior fastenings
- ♦ Integral rear spoiler
- ♦ Top hinged access door with gas stay for spare wheel and gas bottles
- ♦ Heated external access locker (Overlander)
- ♦ Polyplastic windows with concealed locks and stays
- ♦ Electrolux fridge vents for easy maintenance and inspection

- LOUNGE & DINING AREA**
New for 1999
- ♦ New modern designer upholstery
 - ♦ Colour co-ordinated curtains

- ♦ New front lockers
- ♦ Omnivent 3 speed directional fan
- ♦ 12v multi-directional reading downlighters
- ♦ Embroidered entrance mat
- ♦ Domestic style locker door hinges
- ♦ Heki panoramic roof light
- ♦ All cushions with interior springing (except bunks)
- ♦ Lined velvet curtains and matching pelmets
- ♦ Cocktail cabinet
- ♦ Chest of drawers with pull-out table
- ♦ Free standing table with dedicated storage location
- ♦ Clock
- ♦ Sculptured corner armrests and two scatter cushions
- ♦ Heat resistant laminates to work tops
- ♦ Split base cushions for easy bed make-up and access

- KITCHEN**
- ♦ Electrolux 86 litre fridge with electronic ignition and full width freezer compartment
 - ♦ Green sink, drainer and domestic mixer tap finished to match hob colour
 - ♦ Green Stoves four burner enamelled hob with flame failure device and electronic ignition
 - ♦ Green Stoves electronic ignition, thermostatic glass fronted, integrated oven with gold handles, hob, grill and pan storage

- HEATING & PLUMBING**
New for 1999
- ♦ Grade 2 European standard of thermal insulation
 - ♦ Carver 4000 space heater
 - ♦ Washroom with unique one piece sealed cubicle with sliding door (Overlander)
 - ♦ Improved washroom (Explorer)

- ♦ Micro switch taps
- ♦ Internal water tank with facility to draw water from an external aqua roll for summer use
- ♦ Portable wheeled waste tank
- ♦ Carver Fanmaster 240v heater and blown air system
- ♦ Carver Rapide gas/electric hot water heater
- ♦ Fully fitted luxury washroom with vanity unit
- ♦ Electric flush Thetford cassette toilet
- ♦ In-board semi rigid fresh water piping with push-fit joints
- ♦ Large bore underslung rigid waste pipes

- ELECTRICAL**
- ♦ 12v reading lights with additional halogen downlighters
 - ♦ 12v lights in lounge area

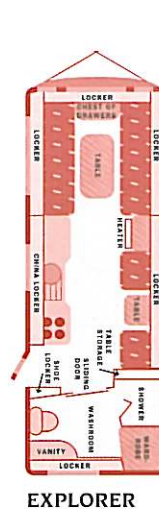
- ♦ 12v isolator switch in entrance doorway
- ♦ Washroom light switch on outside washroom wall
- ♦ PMS 2000 240v and 12v control panel and 12amp transformer with ELCB
- ♦ 25 metre outside mains connector lead
- ♦ Dual switch halogen lights with one or two bulb operation selection

- FITTINGS & EQUIPMENT**
New for 1999
- ♦ Caravan entrance step
 - ♦ Bunk ladder (where bunks provided)
 - ♦ Removable bound-edge colour co-ordinated loose fit carpets on vinyl flooring
 - ♦ Wooden partition doors to rear bedroom (Wayfarer and Trekker)
 - ♦ Exterior door flyscreen

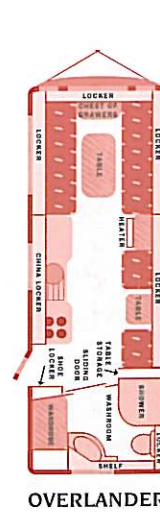
- ♦ Cassette flyscreen blinds to all windows
 - ♦ Embroidered doormat with brush out tray
 - ♦ Ventilation boards behind seat backrests
 - ♦ Ventilated roof lockers
 - ♦ Ash hardwood framed doors
 - ♦ Slide-back slatted seat bases
 - ♦ Front access flap in nearside front bed base
 - ♦ Concealed metal wall plates for secure furniture fixing
- SECURITY**
New for 1999
- ♦ IDM 2000 alarm system with passive infra red tilt sensor and car to caravan detection
 - ♦ Single key operation to exterior door locks
 - ♦ Identity number etched to windows and caravan chassis
 - ♦ Concealed security data chip within caravan construction

	EXPLORER	OVERLANDER	WAYFARER	TREKKER
Berths	4	4	5	5 (opt 6)
Internal Length (at bed box height)	5.85m/19'2"	5.85m/19'2"	6.35m/20'10"	6.35m/20'10"
Overall Width	2.22m/7'3"	2.22m/7'3"	2.22m/7'3"	2.22m/7'3"
Overall Height (including Status aerial†)	2.71m/8'11"	2.71m/8'11"	2.71m/8'11"	2.71m/8'11"
Overall Length	7.33m/24'0"	7.33m/24'0"	7.83m/25'8"	7.83m/25'8"
Mass in Running Order (inc. 3% tolerance)	1280kg/25.2cwt	1280kg/25.2cwt	1350kg/26.6cwt	1350kg/26.6cwt
Essential Habitation Equipment Payload	109kg/2.1cwt	109kg/2.1cwt	109kg/2.1cwt	128kg/2.5cwt
Personal Effects Payload	135kg/2.7cwt	135kg/2.7cwt	150kg/3.0cwt	150kg/3.0cwt
Optional Equipment Payload	76kg/1.5cwt	76kg/1.5cwt	91kg/1.8cwt	91kg/1.4cwt
Maximum Technical Permissible Laden Mass	1600kg/31.5cwt	1600kg/31.5cwt	1700kg/33.5cwt	1700kg/33.5cwt
Awning A/A Dimension	9.98m/32'9"	9.98m/32'9"	10.48m/34'4½"	10.48m/34'4½"
Tyre size	155 R13 78S	155 R13 78S	155 R13 78S	155 R13 78S

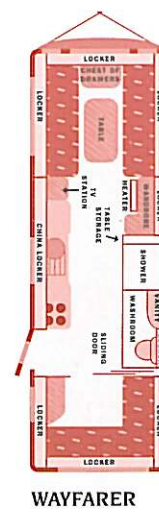
Note: A tolerance of 3% in the Mass in Running Order has been allowed for in the calculation of payload margins.
†Height with aerial removed 2.55m/8'4"



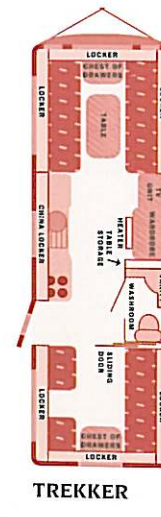
EXPLORER



OVERLANDER



WAYFARER



TREKKER



FRONT L OPTION
Available in all models

PARALLEL REAR OPTION
Available in Wayfarer

Bed Sizes

- EXPLORER**
- Front Double: 205cm x 192cm/ 6'9" x 6'3½"
 - or 2 Singles: 192cm x 68cm/ 6'3½" x 2'3"
 - Side Single: 180cm x 66cm/ 5'11" x 2'2"
 - Bunk: 172cm x 58cm/ 5'8" x 1'11"

- OVERLANDER**
- Front Double: 205cm x 192cm/ 6'9" x 6'3½"
 - or 2 Singles: 192cm x 68cm/ 6'3½" x 2'3"
 - Side Single: 180cm x 66cm/ 5'11" x 2'2"
 - Bunk: 172cm x 58cm/ 5'8" x 1'11"

- WAYFARER**
- Front Double: 205cm x 192cm/ 6'9" x 6'3½"
 - or 2 Singles: 192cm x 68cm/ 6'3½" x 2'3"
 - Rear Double: 193cm x 137cm/ 6'4" x 4'6"
 - Bunk: 193cm x 58cm/ 6'4" x 1'11"

- TREKKER**
- Front Double: 205cm x 192cm/ 6'9" x 6'3½"
 - or 2 Singles: 192cm x 68cm/ 6'3½" x 2'3"
 - Rear Single: 177cm x 66cm/ 5'10" x 2'2"
 - Side Single: 177cm x 66cm/ 5'10" x 2'2"
 - Bunk: 172cm x 58cm/ 5'8" x 1'11"
 - Optional Bunk: 172cm x 58cm/ 5'8" x 1'11"



Make clear signals - new Hella rear light system



Convenient side dinette



Large Electrolux fridge with full width freezer



Compact electrical control unit (PMS)



External wet locker



DEALER STAMP



A38, BRIDGWATER ROAD, WALFORD CROSS,
TAUNTON, SOMERSET, TA2 8QR

Tel: 01823 413333 (Tent/Accessory Sales)
01823 412616 (Caravan Sales)
01823 412399 (Fax)



INVESTOR IN PEOPLE



STERLING CARAVANS,
DUNSWELL ROAD, COTTINGHAM, EAST YORKSHIRE HU16 4JX.
TEL: 01482 847332 OR 07000 SWIFT GROUP FAX: 01482 841042
e-mail/web site: www.swiftleisure.co.uk

A MEMBER OF THE SWIFT GROUP

This brochure does not constitute an offer by Swift Group Limited (Swift). Swift reserves the right to alter specifications and prices at any time as materials and conditions demand. Distributors and dealers sell Sterling products on their own account and not as agents of Swift. Accordingly, they have no authority to bind Swift or to make any representation or undertaking whatsoever on behalf of Swift.

Note: Payloads on all 1999 Sterling Caravans (all ranges) Maximum Technical Permissible Laden Mass is the maximum weight all caravans are plated to by the manufacturer to include a normal payload. If you require extra payload, in some cases it may be possible to increase the MTPLM. To do this, you must contact your dealer who will arrange to have a new weight plate supplied by the manufacturer for a charge. If you exceed the MTPLM plated on your Sterling tourer you could be liable to prosecution.

The touring caravans described in this brochure are designated by their model year.
The model year runs from 1 September to 31 August and the despatch of 1999 models will have commenced on or after 1 September 1998.

Issued September 1998